



Lilanga Lemhlaba Lekufundza Uphimisele!

Minyaka yonkhe, ngaLesitsatfu wekucala kuFebruary, Lilanga Lemhlaba Lekufundza Uphimisele ligujwa bantfu labanenshisekelo yekufundza nalabanenshisekelo yetindzaba emhlabeni wonkhe. Minyaka yonkhe, iNal'ibali ijoyina lemibungato kuze ikhutsate bonkhe bantfu eNingizimu Afrika kutsi basebentise lilungelo labo lekufundza nekuhlanyela tindzaba ngelulwimi labalikhetsako.



It's World Read Aloud Day!

Every year, on the first Wednesday of February, World Read Aloud Day is celebrated by people from all over the world who are passionate about reading and stories. Every year, Nal'ibali joins in these celebrations to encourage all South Africans to exercise their right to read and share stories in a language that they choose.

Tizatfu letingu-5 tekufundzela bantfwana bakho njalo uphimisele

- 1. Kufundzela bantfwana bakho uphimisele kukuniketa tintfo longakhuluma ngato.** Kukhulumisana kucinisa budlelwane emkhatsini wakho nebantfwana bakho.
- 2. Bantfwana bakopa loko lokwentiwa bantfu labadzala.** Kubona batali nebanakekeli bafundza futsi bacoca tindzaba kusita bantfwana bacondze kutsi kufundza kuyintfo lebalulekile, lezuzisako nemsebeni lojabulisako labangawufundza futsi batentele wona.
- 3. Kuba lula ngabo kufundza kufundza.** Nawufundzela bantfwana bakho uphimisele, loko kuyabakhombisa kutsi bafundze njani nekutsi tincwadzi tisebenta njani.
- 4. Bantfwana bakho bangajabulela tindzaba labasengakakhoni kutifundzela tona** ngoba bantfwana bati futsi bacondze emagama ngaphambi kwekutsi bafundze kufundza.
- 5. Bangafundza emagama lamasha.** Nawufundzela bantfwana bakho, beva emagama lamasha nendlela letichazwa ngayo tindzaba. Loku kubasita kutsi babe nelwati lolubanti lwemagama labangawasebentisa nabafundza futsi batibhalela.

5 reasons to regularly read aloud to your children

- 1. Reading aloud to your children gives you things to talk about.** Talking to each other strengthens the bond between you and your children.
- 2. Children copy what adults do.** Seeing their parents and caregivers reading and telling stories helps children understand that reading is an important, worthwhile and enjoyable activity that they could learn and do for themselves.
- 3. It is easier for them to learn to read.** When you read aloud to your children, it shows them how to read and how books work.
- 4. Your children can enjoy stories that they cannot yet read on their own** because children know and understand words and language before they learn to read.
- 5. They can learn new words.** When you read to your children, they hear new words and expressions in stories. This helps them to develop a large vocabulary that they can use when they read and write on their own.



Tinyatselo letingu-4 letinganenta nibe ngumndeni lofundzako

Lokunye lokukahle kakhulu lesingakwenta kulalela nekukhuluma nebantfwana betfu nekwenza tintfo nabo. Loku kuyatentakalela nangabe imindeni icoca futsi ifundza tindzaba ndzawonye.

- 1. Fundza ngelulwimi labalumunya.**
- 2. Fundza loko labakutsandzako.**
- 3. Fundza tincwadzi letiphrintiwe.**
- 4. Fundzani ndzawonye.**



4 steps to becoming a reading family

One of the best investments we can make is listening and talking to our children and doing things with them. This happens naturally when families tell and read stories together.

- 1. Read in their mother tongue.**
- 2. Read what they love.**
- 3. Read printed books.**
- 4. Read together.**



Yenta setsembiso sakho:

Nayi indlela yekutsembisa kufundza indzaba yeLilanga Lemhlaba Lekufundza Uphimisele nga-1 February 2023.

- ★ Vakashela ku-www.nalibali.org/wrad-2023 kuze ubhalise umndeni wakho, iklabhu yekufundza noma sikolwa.
- ★ Tfumela i-WhatsApp letsi "WRAD" ku-0600 44 22 54 bese ulandzela ticondziso tekubhalisa.
- ★ Dawuniloda lendzaba nganoma nguluphi lulwimi kuleti letingu-11 taseNingizimu Afrika.
- ★ Phrakthiza kufundza lendzaba uphimisele ngaphambi kwalelilanga lelikhulu!
- ★ Khutsata umndeni wakho nebangani kutsi nabo bente lesetsembiso.



Make your pledge:

Here's how to pledge to read the World Read Aloud Day story on 1 February 2023.

- ★ Visit www.nalibali.org/wrad-2023 to sign up your family, reading club or school.
- ★ WhatsApp "WRAD" to 0600 44 22 54 and follow the directions to enter.
- ★ Download the story in any of South Africa's 11 languages.
- ★ Practice reading the story aloud before the big day!
- ★ Encourage your family and friends to pledge as well.



IT STARTS WITH
A STORY.
KUCALA
NGENDZABA.

Kubaluleka kwetilwimi lesatimunya



Kungatsatsa iminyaka leminyenti kulati kahle lulwimi lowalumunya, futsi bantfwana nabakuva ufundza tindzaba futsi ukhuluma ngetihloko letehlukene ngelulwimi lowalumunya kusukela basetinswane, **kubasita kutsi bafundze ngetintfo nangekutsi umhlaba usebenta kanjani.** Kubaniketa nesicalo lesicinile sekufundza ngalokuphumelelako esikolweni.

ENingizimu Afrika, imindeni leminyenti ikhuluma tilwimi letingetulu kwalelilodvwa ekhaya. Loku kuyinzuzo lemangalisako kubantfwana! Onkhe emalunga emndeni, kufaka ekhatsi bantfwana babo bonkhe budzala, **bangendlulisela imibono, lwati kanye nekucondza labakufundza ngalolunye lulwimi bakuyise kulolunye lulwimi.**



Bantfwana bayakhona kufundza tilwimi letingetulu kwalolulodvwa ngesikhatsi sinye! Sibonelo, lulwimi lwaMake kungaba siXhosa, bese kutsi Babe lulwimi lwakhe kube siSotho. Make naBabe ngamunye angakhulumisa luswane lwabo ngelulwimi lwakhe. Loluswane lutawukhula lufundza siXhosa nesiSotho. Ngako, nangabe emalunga emndeni akhuluma tilwimi letehlukene, kuyintfo lenhle kutsi tincwadzi netindzaba nitihlanganyele nebantfwana ngetilwimi letehlukahlukene. Lokubaluleke kakhulu kuciniseka kutsi bantfwana benu bayakucondza lenikushoko futsi bayasijabulela sikhatsi lenisicitsa ndzawonye.

The importance of mother tongues



It can take many years to learn one's mother tongue well, and when children hear you reading stories and talking about different topics in your mother tongue from when they are babies, **it helps them to learn about things and how the world works.** It also gives them a firm start for successful learning at school.

In South Africa, many families speak more than one language at home. This is a wonderful advantage for the children! All family members, including children of all ages, **can transfer the ideas, knowledge and understanding that they learn in one language to another language.**



Children are able to learn more than one language at the same time! For example, Mom's mother tongue could be isiXhosa, and Dad's mother tongue could be Sesotho. Mom and Dad each speak their own language to their baby. The baby will grow up learning isiXhosa and Sesotho. So, if different family members have different mother tongues, it is good to share books and stories with the children in different languages. The important thing is to make sure that your children understand you and enjoy the time that you spend together.



Kutsiwani nangabe bantfwana bakho bacala kufundza lolunye lulwimi esikolweni? What if your children start learning an additional language at school?



1. Chubeka ufundza futsi ukhuluma nebantfwana bakho ngelulwimi labalumunya. Ngaleyo ndlela bangafundza ngetintfo letinyenti letiyinkimbinkimbi ngelulwimi kakadze labalucondza kahle. Sibonelo, bantfwana bakho kungenteka kakadze sebayalicondza ligama lelitsi "bungani" ngelulwimi lwabo. Nabafundza ligama lelitsi "bungani" ngelulwimi lolusha, bayisa kucondza kwabo lokujulile kwenzazelo yeligama lelitsi "bungani" kulolulwimi lolusha.


Keep reading and talking to your children in their mother tongue. In this way they can learn about more complex ideas in a language that they already understand well. For example, your children may already understand "friendship" in their mother tongue. When they learn the word for "friendship" in the new language, they transfer their understanding of the deep meaning of "friendship" to the new language.



2. Fundza tincwadzi letinetitfombe nebantfwana bakho ngelulwimi lwabo lolusha labalufundza esikolweni. Letitfombe tiitabasita kutsi balufundze kalula lolulwimi.



Read picture books with your children in the new language that they are learning at school. The pictures will help them to learn the language more easily.



3. Nangu umtsetfo wegolide: cala kukhuluma nekufundza nabo ngelulwimi labalumunya kusukela basetinswane. Chubeka ukwenta loko kuso sonkhe sigaba sekuba kwabo bantfwana, njengoba bafundza letinye tilwimi esikolweni, cala ubafundzele nangaletto tilwimi futsi!

Here's the golden rule: start talking and reading to them in your mother tongue(s) when they are babies. Keep doing this throughout their childhood and, as they learn other languages at school, start reading to them in these languages too!



Cala usebente!

Nga-1 February 2023, fundza indzaba yetfu yeLilanga Lemhlaba Lekufundza Uphimisele, letsi Lilanga nelilanga kunenzaba, lesekhasini 5, 6, 11 na-12 kulesengeto uyifundzele:

- bantwana bakho, batukulu, nabomshana
- bantwana ekilasini lakho noma esikolweni sakho
- emacembu ebantwana emicimbini lehlelwe ngalokukhetsekile eklabhini yekufundza, emtatjeni wetincwadzi noma esikhungweni semphakatsi

Get in on the action!

On 1 February 2023, read our World Read Aloud Day story, Every day's a story, on pages 5, 6, 11 and 12 of this supplement, to:

- your own children, grandchildren, nieces and nephews
- children in your class or at your school
- groups of children at specially arranged events at your reading club, library or community centre

Every day's a story,

Tintfo letinyenti longatenta ngeLilanga Lemhlaba Lekufundza Uphimisele

- 1 Yenta Umsebeni munye nome lengetulu yencenye letsi Yenta indzaba ibe nemdlandla!** ekhasini lelingemuva labhukwana lotsi Lilanga nelilanga kunenzaba.
- 2 Ekhaya:** Bani Nebusuku lapho Nifundza Niphimisele khona nemndeneni wakho nebangani. Fundzelanani niphimisele tindzaba tenu lenititsandzako futsi nisho kutsi kungani nititsandza kangaka.
- 3 Esikolweni senu:** Yakha Indzawo Yekufundza Uphimisele ngekutsi ube netincwadzi letinyenti tebanfu bebudzala lobehlukene. Hlela emavolontiya kutsi afundzele emacembu ebantwana aphimisele kulenzawo lekhetsekile kulo lonkhe Lilanga Lemhlaba Lekufundza Uphimisele.
- 4 Emphakatsini:** Hlela umcimbi wekwabelana ngendzaba emtatjeni wakho wetincwadzi noma kunoma nguyiphi indzawo yemphakatsi. Mema banfu labadzala nebantwana kutsi bete bahlanganyele tindzaba kulo lonkhe lilanga.
- 5 Emsebenitini:** Cela losebenta nabo kutsi banikele ngetincwadzi letinganiketwa sikolwa sasenzaweni noma iklabhu yekufundza. Khutsata emalunga losebenta nawo kutsi acitse sikhatsi afundza aphimisela ngesikhatsi selikhefu lasemini.

More things to do on World Read Aloud Day

- 1** Do one or more of the *Get story active!* activities on the back cover of the *Every day's a story* booklet.
- 2 At home:** Have a Read Aloud Evening with your family and friends. Read your favourite stories aloud to each other and share why you enjoy them so much.
- 3 At your school:** Create a Read Aloud Space with a variety of books for different ages. Arrange for volunteers to read aloud to groups of children in this special space throughout World Read Aloud Day.
- 4 In the community:** Arrange a story-sharing event at your library or any community space. Invite adults and children to come along and share stories throughout the day.
- 5 At work:** Ask your colleagues to donate books that can be given to a local school or reading club. Encourage staff members to spend some time reading aloud during a lunch break.

Indlela longasebentisa ngayo tindzaba tetfu ngetindlela letinyenti

- 1. Tjela umntfwana wakho lendzaba.** Fundza futsi uphrakthize kucoca lendzaba. Ngemuva kwaloko sebentisa livi lakho, buso nemtimba kuze wente lendzaba iphile.
- 2. Fundzela umntfwana wakho lendzaba.** Khuluma ngetitfombe. Mbute, "Ucabanga kutsi yini leyentekako ngemuva kwaloku?" noma "Ucabanga kutsi kungani lomlingiswa ashito noma ente loko?"
- 3. Fundza lendzaba ukanye nemntfwana wakho.** Shintjanani nifundze lendzaba ndzawonye. Ungawalungisi emaphutsa abo, futsi ubasite kuphela nabacela lusito.
- 4. Lalala umntfwana wakho njengoba afundza.** Malele ngaphandle kwekumphatamisa. Batjele kutsi uyakujabulela kubalalela bakufundzela ngalokuvakalako.
- 5. Yenta imisebentii yencenye letsi- Yenta indzaba ibe nemdlandla!** Kwenta loku kufanele kube mnandzi kuwe nakumntfwana wakho.

How to use our stories in different ways

- 1. Tell the story to your child.** Read and practise telling the story. Then use your voice, face and body to bring the story to life.
- 2. Read the story to your child.** Talk about the pictures. Ask, "What do you think happens next?" or "Why do you think the character said or did that?"
- 3. Read the story with your child.** Take turns to read the story together. Don't correct their mistakes, and only help if they ask for it.
- 4. Listen to your child read.** Listen without interrupting. Say that you enjoy hearing them read aloud to you.
- 5. Do the Get story active! activities.** This should be fun for you and your child.

Lebanakekeli bebantfwana labancane

For caregivers of young children

Sawubona futsi, nguNolwazi, losuka e-Wordworks, naThandi, umnakekeli.

Hi again, it's Nolwazi, from Wordworks, and Thandi, a caregiver.

1

Hlanganyela tincwadzi nebantfwana bakho

Share books with your children

Sawubona, Thandi! Yebo, ngabhalisa Khanyi emtatjeni wetincwadzi kuleliviki leliphelile. Kunetincwadzi letikahle tabo bonkhe bantfu, futsi timahhala! Bantfu labasebenta emtatjeni wetincwadzi bangakusita utfole tincwadzi longatiboleka. Bangaphindze bakutjele nangabe kunesikhatsi lesivamile sendzaba yebantfwana noma leminywe imisebenti yakho nebantfwana bakho emtatjeni wetincwadzi.

Hi, Thandi! Yes, I registered Khanyi at the library last week. There are many wonderful books for all ages, for free! The librarians can help you find books to borrow. They can also tell you if there is a regular story time for children or other activities for you and your children at the library.



Noma nguyiphi incwadzi lesita umntfwana wakho kutsi abe nemkhuba wekufundza onkhe malanga ikahle kuye.

Any book that helps a child to make a habit of reading every day is good for him or her.

Sawubona, Nolwazi! Kubukeka shengatsi bowuye emtatjeni wetincwadzi. Bengingati kutsi banato tincwadzi tebantfwana labancane.


Hi Nolwazi! It looks like you've been to the library. I didn't know they had books for younger children.



2

Khombisa bantfwana bakho emagama laphrintiwe

Point out printed words to your children



Bantfwana akudzingeki kutsi balindze baze baye esikolweni ngaphambi kwekutsi bacale kufundza! Ngesikhatsi bantfwana bafundza kutsi emagama laphrintiwe asitjela lokutsi, bacala kuba nesitsakatelo kuloko lakushoko. Kunetindlela letinyenti bantfwana bakho labangafundza ngato mayelana nemagama laphrintiwe. Nati letinye tato:

Children don't have to wait until they go to school before they can start being readers! When children learn that printed words tell us something, they become interested in what it says. There are many ways in which your children can learn about printed words. Here are some:

Khutsata umntfwana wakho kutsi abuke luphawu nesitfombe **etikhangisweni** kanye **nasemaphaketheni ekudla**. Sita umntfwana wakho achagele kutsi atsini lamagama. Leti tinyatselo letibalulekile tekuba ngumfundzi.

Encourage your child to look at the logo and pictures on **advertisements** and **food packaging**. Help your child to guess what the words say. These are important steps to becoming a reader.

Khutsata bantfwana kutsi babuke emagama eceleni kwalapho bakhona khona – ikakhulukati **inhlavu yeligama lekucala emagameni abo** noma emagama emalunga emndeni.

Encourage children to look for letters all around them – especially the **first letter in their names** or the names of family members.

Basite kutsi bacaphele **emagama etitolo** kanye **nemasayini esitaladi** kuze emagama netinombolo kube yincenye yekuphila kwabo!

Help them to notice the **names of shops** and **street signs** so that words and numbers become part of their world!



Dawuniloda i-Wordworks App simahla ku-Play Store kuze utfole lokwengetiwe!
Download the free Wordworks App from the Play Store for so much more!

Building Literacy at home with
Wordworks

Yakha wakho umtapo wetincwadzi.

Yakha tincwadzi LETIMBILI letigcinwako letisikiwe takhishwa

1. Khipha emakhasi le-5 kuya kule-12 alesengeto.
2. Liphepha lelinemakhasi le-5, 6, 11 kanye nele-12 kulo lenta yinye incwadzi. Liphepha lelinemakhasi le-7, 8, 9 kanye nele-10 lenta lenye incwadzi.
3. Sebentisa liphepha ngalinye kwakha incwadzi. Landzela leticondziso letingentasi kwakha incwadzi ngayinye.
 - a) Goba liphepha libe yihhafu ulandzele umugca wemacashati lamnyama.
 - b) Ligobe futsi libe yihhafu ulandzele umugca wemacashati laluhlata.
 - c) Sika ulandzele imigca yemacashati labovu.



Grow your own library. Create TWO cut-out-and-keep books

1. Take out pages 5 to 12 of this supplement.
2. The sheet with pages 5, 6, 11 and 12 on it makes up one book. The sheet with pages 7, 8, 9 and 10 on it makes up the other book.
3. Use each of the sheets to make a book. Follow the instructions below to make each book.
 - a) Fold the sheet in half along the black dotted line.
 - b) Fold it in half again along the green dotted line.
 - c) Cut along the red dotted lines.



Bella doesn't say anything. She is looking at a book that she found in the reading corner in the sitting room.


"What's your book about, Bella?" asks Neo.

"I can't read the words, but the pictures show a very rich man," says Bella.

Bella yena utibindzele. Ubuke incwadzi layiffole ekoneni lekufundzela lelisegumbini lekuphuhlula.

"Ikhluma ngani lencwadzi yakho yebella?"

kubuta Neo. "Angikwazi kufundza emagama, kodwa lefifombe tikhombisa umuntu lonjenge kakhulu," kusho Bella.



Gogo, Neo and Bella are spending the holidays with Afrika and his family. Each day the friends do something exciting that they can't wait to tell their friends and family at home about. But then load shedding strikes! What can Afrika, Neo and Bella do to keep their holiday story alive?

Gogo, Neo naBella bacitsa sikhatsi semaholidi bana-Afrika nemndeni wakhe. Lilanga ngalinye labangani benta info letsakatelisako lababa nesifiso lesikhulu sekuyicocela bangani babo nemndeni ekhaya. Kodwa kucinywa kwagesi ngenjongo yekuwonga kuyefika! Yini Afrika, Neo naBella labangayenta kuze bagcine indzaba yabo yeliholidi ijabulisa?

Get story active!

- ★ Draw a picture of your favourite part of the story.
- ★ Why don't you try acting out this story or a part of it with a group of your friends and family? You could show how you would collect eggs, ride on a tractor and pick medlies. Use actions, words and voices to make it fun!
- ★ Write down a recipe for your favourite food. Draw a picture of the food. Why is this your favourite food?
- ★ Make a crown with cardboard, glue, beads and pieces of material and dry pasta pieces.

Yenta indzaba ibe nemdlandla!

- ★ Dwweba sifombe sencenye loyitsandzako kulenzaba.
- ★ Kungani ungetami kuyilingisa lenzaba noma incenye yayo unelicembu lebangani bakho nemndeni? Ungakhombisa kutsi utawagcogca njani emacadza, utasigibela njani sigulumba futsi utawugcogca njani ummbila. Sebentisa tento, emagama nemavi kuze wente loku kujabulise!
- ★ Bhala phansi tiisako tekwenta kudla lokutsandzako. Dwweba sifombe salokudla. Kungani loku kukudla kwakho lokutsandzako?
- ★ Yenta sigcoko sebhukosi ngelikhadibhokisi, i-glue, buhlalu neticephu tendwangu kanye netincetu letomile tepasta.

Nal'ibali is a national reading-for-enjoyment campaign to spark and embed a culture of reading across South Africa. For more information, visit www.nalibali.org or www.nalibali.mobi



INal'ibali ngumkhankhaso wavelonkhe wekufundzela kutijabulisa kuvusa nekucinisa lisiko lekufundza eNingizimu Afrika yonkhana. Kufola lolunye lwati, vakashela www.nalibali.org


"I'm so bored," says Neo.

"There's nothing for us to do," Afrika says.

"Ngate ngaba nesifunge," kusho Neo.

"Kute nje lesingakwenta," sekusho Afrika.

Every day's a story!



Lilanga nelilanga kunendzaba!

Tumisang Shongwe • Rico Schacherl

Ideas to talk about: What do you think is happening in the picture on the cover of the booklet? What did you do or see today that you would like to tell your family about?

Imibono lokungakhulunywa ngayo: Ucabanga kutsi yini leyentekako kulesifombe lesikhava yalobhukwana? Yini loyentile noma loyibonile lamuhla longatsandza kuyitjela umndeni wakho?



Gogo scratches in her handbag and pulls out the book she found at the library. Gogo always has a book in her bag! She goes outside to sit on the bench on the stoep. She can see Afrika, Neo and Bella sitting under the big tree in the garden.

Gogo wafaka sandla esikhwameni sakhe wanyomula incwadi layitfole emtateni wetincwadzi. Gogo uhlale anencwadzi esikhwameni sakhe! Uyahamba ayohlala ebhentlini ngephandle esitubhini. Uyakhona kubona bo-Afrika, Neo naMbali bahle! ngephansi kwesihlahla lesikhulu engadzi.

Neo, Mbali and Gogo are visiting Afrika's house for the holiday. Bella has come along too.

On Monday they spend the whole day on Afrika's uncle's farm. They collect eggs, pick mealies and ride on the tractor.



BoNeo, Mbali naGogo bavakashela ekhabo-Afrika ngemaholide. Bella naye uhamba nabo.

NgeMsombuluko bacitsa lilanga lonkhe epulazini lamalume wa-Afrika. Bagcogca emacandza, bagcogce ummbila futsi bagibele sigulumba.

"I have an idea!" says Afrika. "I can read the book to you and then we can all act out the story!"

"That's a great idea!" says Neo.

Bella gives the book to Afrika.

"This one is about Mansa Musa," says Afrika. Then he reads the story about Mansa Musa, the rich emperor of Mali who gave away lots of gold. Afrika widens his eyes and waves his hands around as he reads the story, making Neo and Bella laugh.

"Nginelisu mine!" kusho Afrika. "Mine ngingantfundzela lencwadzi bese sonkhe siyenta umdlalo lenzaba!"

"Ngumbono lomuhle loyo!" kusho Neo.

Bella unika Afrika lencwadzi.

"Lenzaba ikhuluma ngaMansa Musa," kusho Afrika. Wabese ufundza lenzaba lekhumla ngaMansa Musa, umbusi waseMali lonjngile lowaphisana ngelilgilde lellyenti. Afrika wahlala emehlo, wanyakatisa tandla takhe njengoba asachubeka nekufundza lenzaba, ohlekisa boNeo nabella.

Make wa-Afrika weva bantfwana bahleka. Wavela ngelifasitela lasekamelweni wababuka badlala lenzaba.

Wabukela lombukiso ngekwatisa.

"Bekumnandzi! Kufanele siphindze futsi kusasa ngendzaba leyehlukile!" kusho Neo.

"Nami ningibale!" kumemeta Make wa-Afrida ajabulile.

"Nami futsi!" Kumemeta Gogo ahleli esitubhini. "Kudlala umdlalo kuncono kakhulu kunekuwubuka kumabonakudze!"

Kuwo wonkhe lamaholide lomndeni bewusolo ujabulela tindzaba njalo ngetikhatsi tantsambama. Futsi indzaba ngayinye beyicabula sibili!



"I will use my mouth to taste the chicken," she decides. The stick laughs because she is young and it is old. It is older than the cutlery in the house, older than Kasini's older brother. So old that it knows all the great recipes by heart. Kasini adds more salt, pepper and curry powder to the soup. This is wrong and she knows it, but she is only being stubborn.

Wancuma watshi: "Ngitawusebentisa umlomo wami kuze nginambitse lenkhukhu."

Lengwembe yahleka ngoba Kasini yindzala kunabhuti wakasini lomdzala. Yindzala kangangekutsi yati onkhe lamaresiphi ngenhloko. Kasini wafaka luswayi lolunyenti, iphepha nakhari kulelisobho. Loku akwentiwa futsi uyati naye, kodvwa unenkhani.



Lots more free books at bookdash.org



Get story active!

- ★ Take a few blank pages and staple or sew them together to make a book. Write down recipes of your favourite foods in the book.
- ★ Draw or cut out and paste pictures of each food underneath its recipe.
- ★ Use clay or playdough to make models of pots, pans, spoons and forks.

Yenta indzaba ibe nemdlandla!

- ★ Tsatsa emaphepha lambalwa langakabhalwa lutfo uwahlanganise noma uwatfungele ndzawonye kuze wakhe incwadzi. Bhala emaresiphi ekudla lokutsandzako kulencwadzi.
- ★ Dwweba noma ujube tiifombe tekudla ngakunye utinamatsisele ngaphansi kweresiphi yako.
- ★ Sebentisa lubumba noma inhlama yekudlala kuze wakhe emabhodo, emapani, tipuno netimfologo.

Nal'ibali is a national reading-for-enjoyment campaign to spark and embed a culture of reading across South Africa. For more information, visit www.nalibali.org or www.nalibali.mobi



INal'ibali ngumkhankhaso wavelonkhe wekufundzela kutijabulisa kuvusa nekucinisa lisiko lekufundza eNingizimu Afrika yonkhana. Kufola lolunye lwati, vakashela www.nalibali.org

Miss Tiny Chef



Miss Tiny Chef

Linda Nabasa • Ruramai Musekiwa
• Raymond Diby

Ideas to talk about: Why is Miss Tiny Chef holding a spoon? Why do you think this spoon has a face? Do you help to cook at home? Who does the cooking in your home?

Imibono lokungakhulunywa ngayo: Kungani Miss Tiny Chef abambe sipuno? Kungani ucabanga kutsi lesipuno sinebuso? Uyasita yini ekuphekeni ekhaya? Ngubani lophekako ekhaya kini?

“GET BACK TO WORK,” the stick scolds. “Cooking is not work, it’s fun,” Kasini laughs. The stick tells her if the soup needs more salt, if the chicken needs more heat and when the ugali is ready to eat. Sometimes Kasini doesn’t listen to the stick. “I will taste the soup out of my palm,” she says.

“BUYELA EMEBENTINI,” kutsetsa ingwembe. “Kupheka akusivo umsebenzi, kukutijabulisa,” kuhleka Kasini. Lengwembe iyamfela nangabe lisobho lidzinga luswayi lolwengengetiwe, nanangabe inkhukhu idzinga umlilo lomnyenti nalapho i-ugali seyilungele kudliwa. Ngaleinye tikhatshi Kasini akayilaleli lengwembe. Watsi: “Mine ngitatitselela lelisobho esandleni ngitnambitsele.”



Kasini is eight years old. She loves to cook. She reads a cookbook on the school bus every morning and before bedtime.

Kasini uneminyaka lengu-8 budzala. Uyakutsandza kupheka. Onkhe malanga ekuseni ufundza incwadzi yekupheka ebhasini yesikolwa nangaphambi kwekutsi alale.

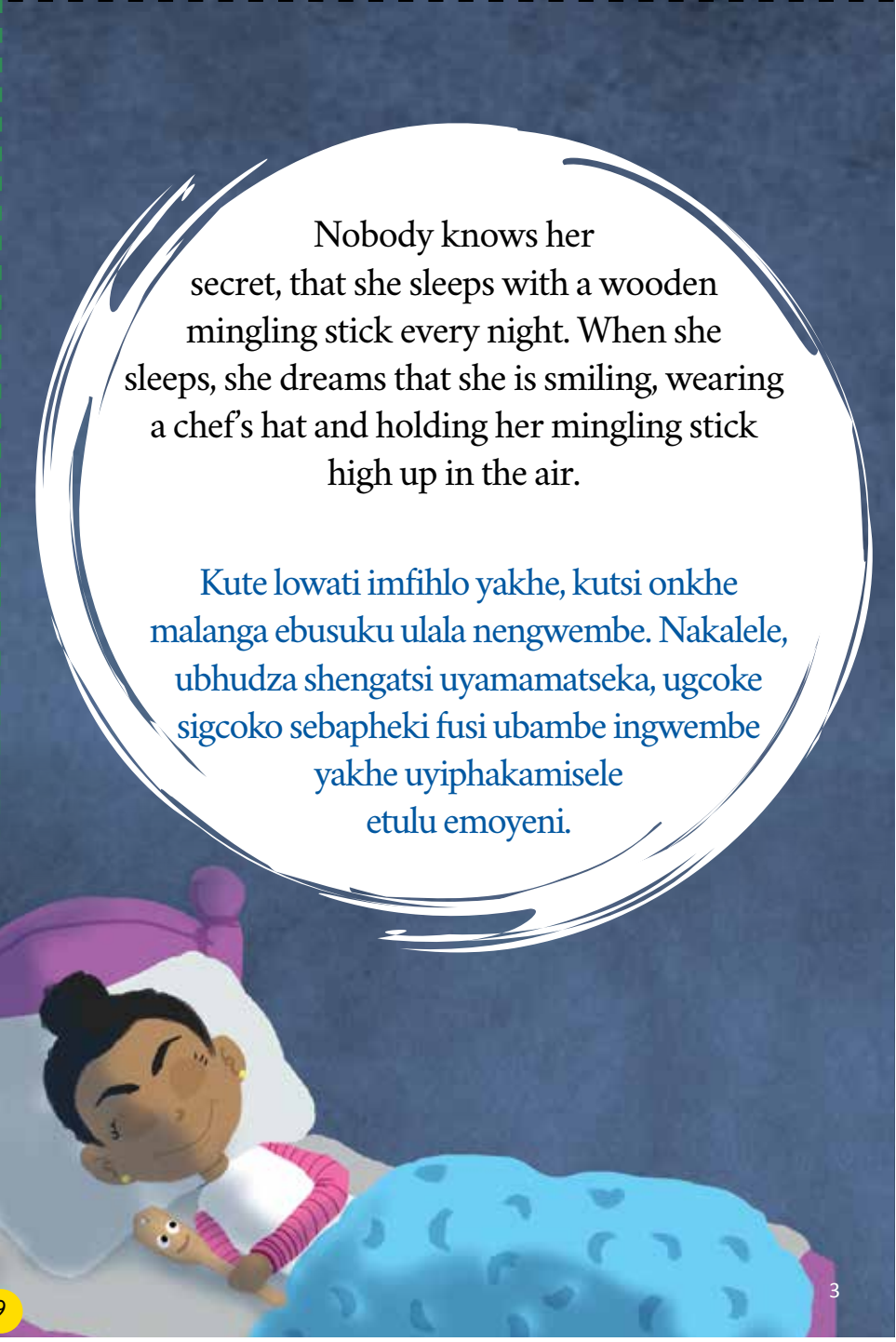


“Now I can serve Mummy the food I made,” Kasini says excitedly. “The food we made,” she giggles, as she tucks the stick away.

“Nyalo sengingamphakela Make kudla lengikuphekile,” kusho Kasini ajabulile. “Kudla lesikwentile,” agigitseka, njengoba asusa lengwembe.



The stick doesn't like being
disrespected, it changes
colour from brown to red to
show Kasini that it is angry.
Lengwembe ayitsandzi
kungahlonishwa, ishintja
umbala isuke ekubeni
nsundvu ibe bovu kuze
ikhombise Kasini kutsi
itfukutsele.



Nobody knows her
secret, that she sleeps with a wooden
mingling stick every night. When she
sleeps, she dreams that she is smiling, wearing
a chef's hat and holding her mingling stick
high up in the air.

Kute lowati imfihlo yakhe, kutsi onkhe
malanga ebusuku ulala nengwembe. Nakalele,
ubhudza shengatsi uyamamatseka, ugcoke
sigcoko sebakheki fusi ubambe ingwembe
yakhe uyiphakamisele
etulu emoyeni.



Ujuba ikhukhamba abeke lucetu layo esweni ngalinye. **USHAYANISA** emapani lentu umsindevo lomkhulu njengoba agcuma aya etulu naphansi.



She slices the cucumber and places a slice on each eye. She **BANGS** the saucapans loudly as she jumps up and down.



Kasini loves to sing as she cooks. She sings to the carrots and dances with the flour.

Kasini utsandza kuhlabela nakapheka. Uhlabelela ticadze futsi ajayive nafulawa.

“Leisobho LITAWUSHA ngaphandle kwallengwembe!” kububula Kasini.

“The soup will BURN without the mingling stick!” moans Kasini.



She sings for the stick, but there is no change. **“I am sorry,”** she says. The stick turns back to brown just in time, and Kasini hugs it in joy.



Uyayihlabelela lengwembe, kodvwa kute lushintjo. Watsi: **“Ngiyacolisa.”** Lengwembe yashintja yaba nsundvu ngaso leso sikhatsi, futsi Kasini wayanga ngenjabulo.



“Ngicabanga kutsi sesikhatsi saboMbali naDintle sekula,”
kusho Make wa-Afrika. Watsatsa boMbali naDintle wayobalalisa
ekamelweni wabambonya ngenyubo. Wabese ubacocela
indzaba. Ngekusshesha nje bobabili besebalele lobudze butongo.

“I suppose it’s nap time for Mbali and Dintle,” says Mme wa
Afrika. She takes Mbali and Dintle to the bedroom and covers
them with a blanket. Then she tells them a story. Soon they are
both fast asleep.

Mme wa Afrika hears the children laughing. She looks out of the
bedroom window and sees them acting out the story. She watches
the show with delight.

“That was fun! We should do it again tomorrow with a different
story!” says Neo.

“Count me in!” Mme wa Afrika calls out excitedly.

“Me too!” Gogo shouts from the stoep. “Acting out a story is better
than watching it on television!”

For the rest of the holiday the whole family enjoys story time every
afternoon. And every story is an adventure!



“Such hard workers deserve a treat,” says Uncle as he roasts mealies
for the children to eat.

Bella can’t wait to tell her friends at school about this day.

“Bantfu labasebenta kamatima ngalendlela bafanelwa yimphatfo
lenhle,” kusho Malume njengoba osela bantfwana ummbila kute badle.

Bella akasakwati kulindza kute ayococela bangani bakhe esikolweni
ngalililanga lalamuhla.



On Wednesday afternoon the whole family watches a television show. Just when the story reaches the most exciting part ...
Poof! The television switches off!
Oh no! Load shedding! What will they do now?
Ngelesitsafu ntsambama wonkhe umndeni bewbukela luhlelo lwamabondkudze.
Ngalesikhatsi nje lomdlalo sewutawuba mmandzi ...
Awu! Mabondkudze wacima!
Awu nkosi yami! Ngulokucinywa kwagesi ngenlango yekuwonga!Batawenta njani nyalo?




On Tuesday, Neo, Afrika and Bella help Gogo bake delicious scones. Gogo gives Mbali some dough to play with. When the scones have cooled, Mme wa Afrika breaks open five scones and puts some jam on each. Everyone gets one, except Mbali and Dintle.
“They are too young to eat scones and jam,” says Mme wa Afrika.
“They can have some banana.”
Neo writes down the scone recipe. “One day when Mbali and Dintle are older, I will bake scones for them,” he smiles.

NgaLesibili boNeo, Afrika naBella balekeleka Gogo kubhaka emakuku lamnandzi. Gogo unika Mbali inhlama langatidlalela ngayo. Ngesikhatsi lamakuku asapholile, Make wa-Afrika wavula lasihlanu wafaka jamu ekhatsi. Wonkhe umuntfu wafola linye ngaphandle kwaMbali banaDintle.
“Basebancane kakhulu kutsi bangadla emakuku lanajamu,” kusho Make wa-Afrika. “Bangadla bobhanana.”
Neo ubhala phansi tiitsako talamakuku. Amoyitela utsi, “Ngalelinye lilanga nasebakhulile boMbali naDintle ngitababhakela emakuku.



“The end,” says Afrika as he closes the book. “Now let’s act out the story!”
“I’ll be Mansa Musa!” Bella says. The children find some cardboard, glue and buttons and make a crown for Bella to wear on her head. Bella picks up stones and hands them to Neo and Afrika. “Here’s gold for you, friends. Go and buy yourselves some cows.”
Then they all act out the story together.

“Cozi cozi yaphela,” kusho Afrika ayivala incwadzi. “Manje ke asiyidlaleni lenzaba!”
“Mine ngitawuba nguMansa Musa!” kusho Bella.
Bantfwana batfola emabhokisi, i-glue nemakinobho bentela Bela sigcoko sebhukhosi kutsi asifake enhloko.
Bella wabutsa ematje wawanika boNeo na-Afrika. “Nali ligolide bangani, hambani niyotiisengela tinkhomo.”
Ngako-ke bonkhe badlala lenzaba dzawonye.



Ngifundzele ngelulwimi lolusenhltiyweni yami

21 February Lilanga
Lelulwimi Lowalumunya
Emhlabeni Wonkhe



Read to me in the language of my heart

21 February is World
Mother Language Day

Tsintsana natsi nobe ngayiphi lenye yaletindlela leti:
Contact us in any of these ways:

 www.nalibali.org

 [nalibaliSA](https://www.facebook.com/nalibaliSA)

 [@nalibaliSA](https://twitter.com/nalibaliSA)

 [@nalibaliSA](https://www.instagram.com/nalibaliSA)





Likati neliphela



Ibhalwe nguYolanda Banze ■ Imidwebho yentiwe nguChantelle naBurgen Thorne

Liphela lelincane lelinsundvu lelingenangcondvo lake lahlala endlini yinye nemndeni lotsite nelikati lawo.

Leliphela lelincane lelinsundvu lelingenangcondvo, njengemndeni walo wonkhe wemaphela, lalitsandza kudla. Emaphela akudzingeki adle onkhe malanga, kodwa kulendlu tinentwana nekudla lokusele lokumnandzi bekubekelwa eceleni kuze kudliwe likati – leliphela belingeke lityekele letinentwana nalokudla! Timphondwana talo tatiloku tinyakata njengoba tativa liphunga lelimnandzi leliphuma ekhishini lapho likati nalo lidla khona.

“Ungayi ekhishini onkhe malanga ebusuku. Batakubona bakubulale!” kwecwayisa umndeni waleliphela lelincane lelinsundvu lelingenangcondvo. Kodwa laliphila imphilo lemnandzi kakhulu futsi alizange litilalele letecwayiso tawo. Lalijabulela kudla lokunyenti lokumnandzi lebelikuffola esitjeni sakati.

Lelikati belivamise kushiya kudla lelitakudla ekhatsi nebusuku njalo ebusuku, kodwa ngalokumangalisako, belitsi nalifika esitjeni salo, lisikhandze singenalutfo. “Kuyamangalisa kakhulu-ke loku,” kucabanga lelikati. “Kungaba ligundwane kuphela lelidla kudla kwami kwasebusuku onkhe lamalanga.” Ngako lafuna yonkhe lendlu lifuna leligundwane.



Njengoba likati lifuna leligundwane lelebako njalo ebusuku, leliphela lelincane lelinsundvu lelingenangcondvo lalichachatela lihleka. “Lelikati licabanga kutsi lihlaniphi,” lagigitseka njengoba lilindzele likati kutsi liyekele kufuna.

Ngalobunye busuku, leliphela lelincane lelinsundvu lelingenangcondvo lacaphela kutsi lelikati seliphindze lashiya kudla kwalo nelubisi kuze likudle ekhatsi nebusuku, futsi sisu salo sacala kukhala. Timphondwana talo tatiloku tinyakata tiya ngalapha nangalapha, njengoba belilindzele kutsi likati liyolala. Layibuka inyanga ihamba kancane indlula efasitelweni.

“Phangisa, uhambe uyolala! Ngifile yindlala,” kukhonona leliphela wadzimate lokati ekugcineni walala.

Ngaleso sikhatsi, lokati weva buhlungu kakhulu ngoba bekehluleka kuffola leligundwane lelisigebengu. Ecinisweni, bekehluleka nekulihogela kutsi likuphi. “Ngitawenta njani lomndeni nawati ngaleligundwane? Utawucabanga kutsi sengikhule kakhulu kangangekutsi angisakwati kucosha ligundwane noma kulihogela! Ungase ucabange kuffola likati lelisha naleliselincane,” licabanga liva buhlungu.

Ebusuku ngalelinye lilanga, leliphela lelincane lelinsundvu lelingenangcondvo

lanyonyoba langena ekhishini futsi. “Emakati akakahlakaniphi kakhulu,” licabanga njengoba lidla kudla lokusele lokusesitjeni selikati.

Kodwa kungakatelelwa lilambu lasekhishini lakhanya, kwalandzela kumemeta lokuhlabako lokudze lokunekwesaba! Lokumemeta kwakukukhulu futsi kuhlaba kangangekutsi kwalidida leliphela lelincane lelinsundvu lelingenangcondvo laze langati kutsi lishone kuphi.

Lona bekamemeta bekungulomake lohlala kulendlu. Wachubeka amemeta futsi agijima lonkhe likhishi ngelunyawo lunye, agcuma, sekutsi nje ngaso sonkhe sikhatsi bekaligeja leliphela lelincane lelinsundvu lelingenangcondvo njengoba beligijima.

Wonkhe lomsindvo wekwesaba wenta likati nalo leta ligijima litowujoyina loku lokucoshwako. Loku kwaniketa lomake litfuba lekutsi atsatsa kwekufutsa lokukhulu lokubovu. Leliphela lelincane lelinsundvu lelingenangcondvo labalekela lelikati, lijabulile kutsi lomake bekubonakala shengatsi sowuphonse lithawula, kodwa belingayicapheli ingoti lebelikuyo.

Lomake walifutsa leliphela, lelikati latsimula, futsi leliphela lacala kutiva lisangana futsi liba nesiyeti.



“Aww, lomsindvo utawucheketa sikobho sami,” kucabanga leliphela lelincane lelinsundvu lelingenangcondvo, “futsi angiboni kahle nangabe inhloko yami ijikajika kakhulu kangaka. Kungani, vele kungani ngebe lokudla kwalelikati? Kungani vele ngingakawulaleli umndeni wami?” lacuma ngaphambi kwekutsi liculeke.

Lomake wadvonsa umshanelo futsi washanyela leliphela lelincane lelinsundvu lelingenangcondvo njengoba likati libukile.

“Wena phela lelincane lelinsundvu lelingenangcondvo, uke uphindze ubuye lapha! Ngitawube ngikumele futsi ngikubukile,” kusho lelikati njengoba lomake ajikijela leliphela ngephandle ebumnyameni alikhipha ngemnyango wangemuva.

Futsi kungako, kuze kube ngulamuhla, liphela lelincane lelinsundvu lelingenangcondvo lihla ngaphandle, khashane nemakati nekwefutsa kanye nakubomake labamemeta ngelivi lehlalabako. Kodwa ngaletinye tikhatsi liphunga lelimnandzi liba linyenti kulo, futsi leliphela lelincane lelinsundvu lelingenangcondvo litavugijima liye endlini kuze libe nesidlo lesincane ekhatsi nebusuku.

Yenta indzaba ibe nemdlandla!

- ★ Ungatva njani nawungabona liphela endlini yakho? Dwweba sifombe sakho nawubona liphela.
- ★ Asesitsi leliphela lifuna kucolisa kulelikati ngekweba kudla kwalo. Bhala incwadzi leliphela leliyitfumela kulelikati.

- ★ Tente shengatsi ungumake walendlu. Khombisa kutsi wagcuma kanjani ngesikhatsi abona leliphela.
- ★ Sebentisa lubumba noma inhlama yekudlala kuze ubumbe likati neliphela.



The cat and the cockroach

By Yolanda Banze ■ Illustrations by Chantelle and Burgen Thorne



A silly little brown cockroach once shared a house with a family and their cat.

The silly little brown cockroach, like his whole cockroach family, loved eating. Cockroaches don't have to eat every day, but in this house the yummiest bits and scraps were set out for the cat – bits and scraps the silly little brown cockroach could not overlook! His pair of long feelers were constantly twitching as they picked up the most delicious smells that drifted from the kitchen where the cat also ate.

"Do not go to the kitchen every night. You'll be seen and killed!" warned the silly little brown cockroach's family. But he was leading a very happy life and did not listen to their warnings. He enjoyed having plenty of lip-smacking food from the cat's bowl.

The cat liked to leave a midnight snack for herself every night, but surprisingly, when she got to her bowl, she would find it empty. "This is very strange," thought the cat. "It can only be a mouse that is eating my midnight snack each night." So she searched all over the house for a mouse.



As the cat searched for the thieving mouse each night, the silly little brown cockroach shook with laughter. "The cat thinks she is so clever," the silly little brown cockroach giggled as he waited for the cat to give up on the search.

One night, the silly little brown cockroach noticed that the cat had once again left some of her food and milk for later, and his tummy started to growl. His feelers flicked this way and that, while he waited for the cat to go to sleep. He watched as the moon slowly crawled past the window.

"Oh, hurry up and go to sleep! I am so hungry," complained the silly little brown cockroach until the cat finally fell asleep.

In the meantime, the cat grew very sad because she could not find the thieving mouse. In fact, she could not even smell the mouse. "What if the family finds out about the mouse? They will think that I have become too old to chase or even smell a mouse! They might start thinking of getting a new and younger cat," she thought sadly.

Late one night, the silly little brown cockroach snuck into the kitchen once more. "Cats are really not very clever," he thought as he nibbled on some of the leftover food in the cat's bowl.

But suddenly the kitchen light flicked on, followed by the most frightful, long, piercing scream! The scream was so loud and so piercing that it confused the silly little brown cockroach so much that he didn't know which way to run.

The scream came from the woman who lived in the house. She kept screaming as she ran all over the kitchen with a hop, skip and a jump, just missing the scurrying silly little brown cockroach every time.

All this frightful noise brought the cat running around the corner to join the chase. This gave the woman the chance to grab a red spray can. The silly little brown cockroach darted away from the cat, glad the woman seemed to have given up, but not realising the danger he was in.

The woman aimed and sprayed, the cat sneezed, and the silly little brown cockroach started to feel woozy and dizzy.



"Oh, this noise is going to crack my skull," thought the silly little brown cockroach, "and I can't see clearly with my head spinning so much. Why, oh why, did I steal the cat's food? Why, oh why, did I not listen to my family?" he mumbled before he fainted.

The woman grabbed the broom and swept the silly little brown cockroach up as the cat looked on.

"Silly little brown cockroach, don't you come back here! I will be waiting and watching," said the cat as the woman threw the silly little brown cockroach out the back door into the night.

And that is why, to this day, the silly little brown cockroach stays outside, away from cats and spray cans and women with piercing screams. But sometimes the yummy smells become too much for him, and then the silly little brown cockroach will scurry into a house for a small feast in the middle of the dark, dark night.

Get story active!

- ★ How would you feel if you saw a cockroach in your house? Draw a picture of yourself when you see a cockroach.
- ★ Imagine that the cockroach wants to apologise to the cat for stealing her food. Write the letter the cockroach sends to the cat.

- ★ Pretend that you are the lady of the house. Show how she hopped and skipped when she saw the cockroach.
- ★ Use some clay or playdough to make models of the cat and the cockroach.

Kwekutijabulisa kwakaNa'ibali

Na'ibali fun



1.

Yenta ibheji

1. Sika emgceni wemacashata labovu kuze usike lebheji.
2. Faka umbala esitfombeni.
3. Sika indingilizi lelingana nebheji ekhadibhokisini lelincoma, lelifana nelibhokisi lemasiteli.
4. Sebentisa i-glue kuze unamatsisele lebheji kulelikhadibhokisi.
5. Sebentisa ithephu lenamatselako kuze unamatsisele iphini ngemuva kwalebheji. Noma wente imbobo etulu kulebheji ufake ihhuli noma intsambo kuze utowukhona kuyigaba entsanyeni.
6. Kujabulele kugaba ibheji yakho njengoba ufundza futsi ulalela tindzaba ngelilanga Lemhlaba Lekufundza Uphimisele.

Make a badge

1. Cut along the red dotted line to cut out the badge.
2. Colour in the picture.
3. Cut a circle the same size as the badge from some thin cardboard, for example, a cereal box.
4. Use glue to paste the badge onto the cardboard.
5. Use sticky tape or masking tape to attach a safety pin to the back of the badge. Or make a hole at the top and thread some wool or string through it so that you can hang it around your neck.
6. Enjoy wearing your badge as you read and listen to stories on World Read Aloud Day.



2.

Yakha ibhena!

Yakha ibhena (noma iphosta) **yeLilanga Lemhlaba Lekufundza Uphimisele** kuze uyikhangise ekhaya lakho, esikolweni, emtatjeni wetincwadzi noma eklabhini yekufundza. Juba emagama netitfombe lapha ngentasi longatsandza kutisebentisa kulebhena yakho, ukunamatsisele nge-glue ephpheni lelidze lelingakabhalwa luffo. Ngemuva kwaloko ubhale lokutsite wente nemidwwebo, futsi/noma ujube titfombe nemagama kubomagazini nasemaphephandzabeni kuze ucedzelele ibhena yakho.

Make a banner!

Make a bilingual **World Read Aloud Day** banner (or poster) to display at your home, school, library or reading club. Cut out the words and pictures below that you would like to use on your banner, and glue them to a long sheet of blank paper. Then add your own writing and drawings, and/or cut out pictures and words from magazines and newspapers to complete your banner.

Ngiyakutsandza kufundza!

kumnandzi ★

KUYAJABULISA

Kufundza kukwenta
uhambe tindzawo!

kuyakhutsata

kukwenta uphumule

Sikhatsi semndeni!

ngulesijabulisako

I love reading!

enjoyable

FUN

Reading takes you
places!

inspiring

relaxing

Family time!

exciting



INa'ibali ikhona kute kutsi ikukhutsate futsi ikwesekela. **Tsintsana** natsi nobe ngayiphi lenye yaletindlela leti:

Na'ibali is here to motivate and support you. **Contact us** in any of these ways:



www.nalibali.org



[nalibaliSA](https://www.facebook.com/nalibaliSA)



[@nalibaliSA](https://twitter.com/nalibaliSA)



[@nalibaliSA](https://www.instagram.com/nalibaliSA)

Produced by The Na'ibali Trust. Translation by Mosekela Solutions. Na'ibali character illustrations by Rico.

UMLAZI
EYETHU

EASTERN CAPE
RISING SUN

POLOKWANE
OBSERVER

Na'ibali