



## LuSuku lokuFunda ngokuVakalayo IweHlabathi!

Qho ngonyaka, ngoLwesithathu wokuqala kuFebruwari, kubhiyozelwa uSuku lokuFunda ngokuVakalayo IweHlabathi ngabantu abasehlabathini jikelele abakuthanda kakhulu ukufunda namabali. Nyaka ngamnye, uNal'ibali uye athathe inxaxheba naye kule mibhiyozo ukuze akhuthaze bonke abemi boMzantsi Afrika ukuba basebenzise ilungelo labo lokufunda nokubalisa amabali ngolwimi abalukhethayo.



## It's World Read Aloud Day!

Every year, on the first Wednesday of February, World Read Aloud Day is celebrated by people from all over the world who are passionate about reading and stories. Every year, Nal'ibali joins in these celebrations to encourage all South Africans to exercise their right to read and share stories in a language that they choose.

### Izizathu ezi-5 zokubafundela ngokuvakalayo qho abantwana bakho

- 1. Ukufundela abantwana bakho ngokuvakalayo kunenza nibe nezinto eningancokola ngazo.** Ukuncokola kuqinisa ubuhlobo phakathi kwakho nabantwana bakho.
- 2. Abantwana bakopa izinto ezenziwa ngabantu abadala.** Ukubona abazali babo nabantu ababagcinileyo befunda kwaye bebalisa amabali kunceda abantwana baqonde ukuba ukufunda yinto ebalulekileyo, engeyonicitha-xesha nemnandi abangayifunda baze nabo bazenzele.
- 3. Kulula kubo ukufunda ukulesa.** Xa ubafundela ngokuvakalayo abantwana bakho, ubabonisa indlela yokufunda nendlela iincwadi ezisebenza ngayo.
- 4. Abantwana bakho bangathanda amabali abangekakhwazi ukuzifundela wona** kuba abantwana bazi baze beve amagama nolwimi ngaphambi kokuba bafunde ukulesa.
- 5. Bangafunda amagama amatsha.** Xa ubafundela abantwana bakho, beva amagama namabinzana amatsha emabalini. Le nto ibanceda babe nesigama esityebileyo abanokusisebenzisa xa bezifundela naxa bezibhalela.

### 5 reasons to regularly read aloud to your children

- 1. Reading aloud to your children gives you things to talk about.** Talking to each other strengthens the bond between you and your children.
- 2. Children copy what adults do.** Seeing their parents and caregivers reading and telling stories helps children understand that reading is an important, worthwhile and enjoyable activity that they could learn and do for themselves.
- 3. It is easier for them to learn to read.** When you read aloud to your children, it shows them how to read and how books work.
- 4. Your children can enjoy stories that they cannot yet read on their own** because children know and understand words and language before they learn to read.
- 5. They can learn new words.** When you read to your children, they hear new words and expressions in stories. This helps them to develop a large vocabulary that they can use when they read and write on their own.



### Amanyathelo ama-4 okuba lusapho olufundayo

Enye yezona ndlela ziphumelelayo zokulungiselela ingomso kukumamela nokuncokola nabantwana bethu nokwenza izinto kunye nabo. Le nto iyazenzekela xa iintsapho zibaliselana amabali kwaye zifunda kunye.

- 1. Fundani ngolwimi lwabo lweenkobe.**
- 2. Fundani iincwadi abazithandayo.**
- 3. Fundani iincwadi eziprintiweyo.**
- 4. Fundani kunye.**



### 4 steps to becoming a reading family

One of the best investments we can make is listening and talking to our children and doing things with them. This happens naturally when families tell and read stories together.

- 1. Read in their mother tongue.**
- 2. Read what they love.**
- 3. Read printed books.**
- 4. Read together.**



### Zibophelele:

Nantsi into onokuyenza ukuze wenze isibhambathiso sokufunda ibali loSuku lokuFunda ngokuVakalayo IweHlabathi ngowoku-1 kuFebruwari 2023.

- ★ Yiya kwiwebhusayithi ethi [www.nalibali.org/wrad-2023](http://www.nalibali.org/wrad-2023) uze ubhalise usapho, iklabhu yokufunda okanye isikolo sakho.
- ★ Thumela ngoWhatsApp oonobumba abathi "WRAD" kule nombolo **0600 44 22 54** uze ulandele imiyalelo ukuze ungene.
- ★ Dawunlowuda ibali ngalo naluphi ulwimi kwilwimi zaseMzantsi Afrika Ezili-11.
- ★ Prekthiza ukufunda elo bali ngokuvakalayo ngaphambi kosuku olukhulu!
- ★ Khuthaza usapho nabahlobo bakho benze esi sibhambathiso nabo.



### Make your pledge: ★

Here's how to pledge to read the World Read Aloud Day story on 1 February 2023.

- ★ Visit [www.nalibali.org/wrad-2023](http://www.nalibali.org/wrad-2023) to sign up your family, reading club or school.
- ★ WhatsApp "WRAD" to **0600 44 22 54** and follow the directions to enter.
- ★ Download the story in any of South Africa's 11 languages.
- ★ Practice reading the story aloud before the big day!
- ★ Encourage your family and friends to pledge as well.



Drive your  
imagination



IT STARTS WITH  
A STORY.  
KONKE KUQALA  
NGEBALI.




# Ukubaluleka kweelwimi zeenkobe



Umntu kungamthatha iminyaka ukufunda ulwimi lwakhe lweenkobe aze alwazi kakuhle, ibe xa abantwana bekuva ufunda amabali kwaye uncokola ngemibandela eyahlukileyo ngolwimi lwakho lweenkobe beseziintsana, **loo nto ibanceda bafunde ngezinto nangendlela ihlabathi elisebenza ngayo.** Ibanika nesiqalo esihle ukuze baphumelele kwimfundo abaza kuyifumana esikolweni.

EMzantsi Afrika, iintsapho ezininzi zithetha iilwimi ezingaphezu kolunye ekhaya. Iyabanceda kakhulu abantwana loo nto! Onke amalungu osapho, kuquka abantwana nokuba bangakanani ubudala, **angadlulisela amacebo, ulwazi nokuqonda akufumene kolunye ulwimi akuse kolunye.**



**Abantwana bayakwazi ukufunda iilwimi ezingaphezu kolunye ngaxeshanye!** Ngokomzekelo, kungenzeka ulwimi lweenkobe lukaMama sisiXhosa, lube olukaTata lona isisiSuthu. Bobabini uMama noTata bathetha iilwimi zabo xa bethetha nosana lwabo. Olo sana luza kukhula lufunda isiXhosa nesiSuthu. Ngoko, xa amalungu entsapho eneelwimi zeenkobe ezingafaniyo, kuhle ukuba nabelane ngeencwadi kwaye nibaliselane amabali ngeelwimi ezingafaniyo. Undogo nje kukuqiniseka ukuba umntwana uyakuva kwaye kumnandi kuye ngelo xesha nilichiitha kunye.

# The importance of mother tongues



It can take many years to learn one's mother tongue well, and when children hear you reading stories and talking about different topics in your mother tongue from when they are babies, **it helps them to learn about things and how the world works.** It also gives them a firm start for successful learning at school.

In South Africa, many families speak more than one language at home. This is a wonderful advantage for the children! All family members, including children of all ages, **can transfer the ideas, knowledge and understanding that they learn in one language to another language.**



**Children are able to learn more than one language at the same time!** For example, Mom's mother tongue could be isiXhosa, and Dad's mother tongue could be Sesotho. Mom and Dad each speak their own language to their baby. The baby will grow up learning isiXhosa and Sesotho. So, if different family members have different mother tongues, it is good to share books and stories with the children in different languages. The important thing is to make sure that your children understand you and enjoy the time that you spend together.



## Kuthekani ukuba abantwana bakho baqalisa ukufunda ulwimi olongezelelweyo esikolweni? What if your children start learning an additional language at school?



**1.** Qhubeka ubafundela kwaye uncokola nabantwana bakho ngolwimi lwabo lweenkobe. Ngale ndlela baza kufunda izinto ezinzima ngolwimi abasele beluva kakuhle. Ngokomzekelo, kusenokwenzeka ukuba abantwana bakho sele bebuqonda "ubuhlobo" ngolwimi lwabo lweenkobe. Xa befunda igama elithetha "ubuhlobo" ngolu lwimi lutsha, baza kudlulisela ukuqonda kwabo eyona nto ithethwa ligama elithi "ubuhlobo" kolu lwimi lutsha.

Keep reading and talking to your children in their mother tongue. In this way they can learn about more complex ideas in a language that they already understand well. For example, your children may already understand "friendship" in their mother tongue. When they learn the word for "friendship" in the new language, they transfer their understanding of the deep meaning of "friendship" to the new language.



**2.** Funda incwadi yemifanekiso nabantwana bakho ngolwimi olutsha abalufunda esikolweni. Imifanekiso iza kubanceda balufunde lula olo lwimi.



Read picture books with your children in the new language that they are learning at school. The pictures will help them to learn the language more easily.



**3.** Nanku ke umthetho obalulekileyo: qalisa ukuncokola nabo nokubafundela ngolwimi (ngeelwimi) zabo zeenkobe beseziintsana. Qhubeka uyenza loo nto ngalo lonke ixesha lobuntwana babo uze, xa befunda ezinye iilwimi esikolweni, uqalise ukubafundela nezo lwimi!

Here's the golden rule: start talking and reading to them in your mother tongue(s) when they are babies. Keep doing this throughout their childhood and, as they learn other languages at school, start reading to them in these languages too!



Drive your imagination



# Tshona khona!

Ngowoku-1 kuFebruwari 2023, funda ibali loSuku lokuFunda ngokuVakalayo lweHlabathi elithi, Usuku ngalunye lunebali lalo!, kwiphepha 5, 6, 11 nele-12 lolu hlelo kwaye ufundele:

- abantwana, abazukulwana, nabatshana bakho
- abantwana abaseklasini okanye esikolweni sakho
- amaqela abantwana kwimisitho elungiselelwe ngokukhethekileyo yeklabhu yokufunda yakho, yelayibrari okanye yeziko loluntu

## Get in on the action!


On 1 February 2023, read our World Read Aloud Day story, Every day's a story, on pages 5, 6, 11 and 12 of this supplement, to:

- your own children, grandchildren, nieces and nephews
- children in your class or at your school
- groups of children at specially arranged events at your reading club, library or community centre



## Ezinye izinto eningazenza ngoSuku lokuFunda ngokuVakalayo lweHlabathi

- Yenza umsebenzi omnye okanye ngaphezulu okwindawo ethi**  
Yenza ibali linike umdla! ekwikhava engasemva yencwadana ethi Usuku ngalunye lunebali lalo!
- Ekhaya:** Yibani neNgokuhlwa Yokufunda Ngokuvakalayo kunye nosapho nabahlobo bakho. Fundelanani awona mabali niwathandayo nize nichazelane ukuba kutheni niwathanda kangaka.
- Esikolweni:** Yenza Indawo Yokufunda Ngokuvakalayo eneencwadi ezibhalelwe abantwana abangalinganiyo ngobudala. Lungiselela ukuba kubekho amatshantliziyo aza kufundela amaqela abantwana kule ndawo ekhethekileyo ebudeni balo lonke uSuku lokuFunda ngokuVakalayo lweHlabathi.
- Ekuhlaleni:** Ququzelela umsitho wokubaliselana amabali kwilayibrari yakho okanye nakweyiphi na indawo yoluntu. Mema abantu abadala nabantwana ukuba beze bazokubalisa amabali imini yonke.
- Emsebenzini:** Cela abantu ophangela nabo banikele ngeencwadi ezinganikwa isikolo sasekuhlaleni okanye iklabhu yokufunda. Khuthaza abasebenzi ukuba bachithe ixesha befunda ngokuvakalayo ebudeni bekhefu lasemini.



## More things to do on World Read Aloud Day

- Do one or more of the *Get story active!* activities on the back cover of the *Every day's a story* booklet.
- At home:** Have a Read Aloud Evening with your family and friends. Read your favourite stories aloud to each other and share why you enjoy them so much.
- At your school:** Create a Read Aloud Space with a variety of books for different ages. Arrange for volunteers to read aloud to groups of children in this special space throughout World Read Aloud Day.
- In the community:** Arrange a story-sharing event at your library or any community space. Invite adults and children to come along and share stories throughout the day.
- At work:** Ask your colleagues to donate books that can be given to a local school or reading club. Encourage staff members to spend some time reading aloud during a lunch break.

## Indlela yokusebenzisa amabali ethu ngeendlela ezahlukeneyo

- Balisela umntwana wakho ibali.** Lifunde ibali uze uziqhelanise nokulibalisa. Emva koko sebenzisa ilizwi, ubuso nomzimba wakho ukuze ubenze baphile abalinganiswa belo bali.
- Mfundele ibali umntwana wakho.** Ncokolani ngemifanekiso. Buza, "Ucinga ukuba kuza kwenzeka ntoni emva kwale?" okanye "Ucinga ukuba uye wathini okanye wenza ntoni lo mlinganiswa?"
- Funda ibali kunye nomntwana wakho.** Tshintshisanani ngokufunda ibali. Ungamlungisi xa ephazamile, uze umncede kuphela xa ekucelile.
- Mamela umntwana wakho xa efunda.** Mamela ungamphazamisi. Mxelele ukuba uyakuthanda ukummamela xa ekufundela ngokuvakalayo.
- Yenzani izinto ezikwindawo ethi Yenza ibali linike umdla!** Ukwenza ezo zinto nabantwana bakho kuza kuba mnandi kuwe nakubo.

## How to use our stories in different ways

- Tell the story to your child.** Read and practise telling the story. Then use your voice, face and body to bring the story to life.
- Read the story to your child.** Talk about the pictures. Ask, "What do you think happens next?" or "Why do you think the character said or did that?"
- Read the story with your child.** Take turns to read the story together. Don't correct their mistakes, and only help if they ask for it.
- Listen to your child read.** Listen without interrupting. Say that you enjoy hearing them read aloud to you.
- Do the *Get story active!* activities.** This should be fun for you and your child.



Drive your imagination



## Kubagcini babantwana abancinci

Siyabulisa kwakhona, ndim uNolwazi, ovela kwaWordworks, kunye noThandi, umgcini womntwana.

## For caregivers of young children

Hi again, it's Nolwazi, from Wordworks, and Thandi, a caregiver.

1

**Yabelana nabantwana bakho ngeencwadi**

**Share books with your children**

Molo Thandi! Ewe, ndibhalise uKhanyi phaya elayibrari kwiveki ephelileyo. Kukho iincwadi ezininzi ezimnandi zabakubudala obahlukileyo, zifumaneka simahla! Abagcini belayibrari bangakunceda ufumane iincwadi ongaziboleka. Bangakuxelela naxa kumane kusibakho ixesha lamabali abantwana okanye lezinye izinto ezingafanela wena nabantwana bakho elayibrari.

Hi, Thandi! Yes, I registered Khanyi at the library last week. There are many wonderful books for all ages, for free! The librarians can help you find books to borrow. They can also tell you if there is a regular story time for children or other activities for you and your children at the library.



**Nayiphi na incwadi enceda umntwana akwenze isiqhelo ukufunda yonke imihla imlungele.**

**Any book that helps a child to make a habit of reading every day is good for him or her.**

Molo Nolwazi! Kubonakala ngathi uvela elayibrari. Bendingazi ukuba banazo iincwadi zabantwana abancinci.

Hi Nolwazi! It looks like you've been to the library. I didn't know they had books for younger children.



2

**Balathise amagama aprintiweyo abantwana bakho**

**Point out printed words to your children**



Akuyomfuneko ukuba abantwana balinde de baye esikolweni ukuze baqalise ukufunda! Xa abantwana befunda ukuba amagama aprintiweyo asixelela into ethile, baye babe nomdla wokuba athini. Zininzi iindlela abantwana bakho abangafunda ngazo ngamagama aprintiweyo. Nazi ezinye:

Children don't have to wait until they go to school before they can start being readers! When children learn that printed words tell us something, they become interested in what it says. There are many ways in which your children can learn about printed words. Here are some:

Khuthaza umntwana wakho ukuba ajonge ilogo nemifanekiso **ekwiintengiso** kunye **nekwipakethe zokutya**. Nceda umntwana wakho aqikelele ukuba athini loo magama. La ngamanyathelo abalulekileyo okuba ngumfundi weencwadi.

Encourage your child to look at the logo and pictures on **advertisements** and **food packaging**. Help your child to guess what the words say. These are important steps to becoming a reader.

Khuthaza abantwana ukuba bakhangele oonobumba kuyo yonke indawo ebangqongileyo – ngokukodwa **unobumba wokuqala wamagama abo** okanye amagama amalungu osapho.

Encourage children to look for letters all around them – especially the **first letter in their names** or the names of family members.

Bancede baphawule **amagama eevenkile** kunye **neempawu zezitrato** ukuze amagama namanani abe yinxalenye yobomi babo!

Help them to notice the **names of shops** and **street signs** so that words and numbers become part of their world!



**Dawunlowuda i-Wordworks app simahla kwi-Playstore ukuze ufumane okungakumbi!**  
Download the free Wordworks App from the Play Store for so much more!

Building Literacy at home with  
**Wordworks**



**Yandisa ithala lakho leencwadi.**

**Zenzele iincwadana EZIMBINI onokuzisika-ze-uzigcine**

1. Khupha iphepha lesi-5 ukuya kwele-12 kolu hlelo.
2. Uxwebhu olunamaphepha aqala kwelesi-5, elesi-6, ele-11 nele-12 lwenza incwadi yokuqala. Uxwebhu olunamaphepha aqala kwelesi-7, elesi-8, ele-9 nele-10 lwenza eyesibini incwadi.
3. Sebenzisa uxwebhu ngalunye kula mabini ukwenza iincwadana. Landela imiyalelo engezantsi ukwenza incwadi nganye.
  - a) Songa uxwebhu phakathi kumgca wamachaphaza amnyama.
  - b) Phinda ulusonge phakathi kwakhona ulandela umgca wamachaphaza aluhlaza.
  - c) Sika ke ngoku ulandela imigca yamachaphaza abomvu.



**Grow your own library.**  
**Create TWO cut-out-and-keep books**

1. Take out pages 5 to 12 of this supplement.
2. The sheet with pages 5, 6, 11 and 12 on it makes up one book. The sheet with pages 7, 8, 9 and 10 on it makes up the other book.
3. Use each of the sheets to make a book. Follow the instructions below to make each book.
  - a) Fold the sheet in half along the black dotted line.
  - b) Fold it in half again along the green dotted line.
  - c) Cut along the red dotted lines.



**Drive your imagination**



Bella doesn't say anything. She is looking at a book that she found in the reading corner in the sitting room.


"What's your book about, Bella?" asks Neo.

"I can't read the words, but the pictures show a very rich man," says Bella.

Ubella akathethi kwanto. Ujonge incwadi abeyifumene kwikona yokufundela yeencwadi kwiqumbi lokuhlala.

"Ingantoni incwadi yakho Bella?" uyabuza uNeo.

"Andikwazi kuwafunda amagama, kodwa imifanekiso ibonisa indoda esisityebi," atsho ubella.



Gogo, Neo and Bella are spending the holidays with Afrika and his family. Each day the friends do something exciting that they can't wait to tell their friends and family at home about. But then load shedding strikes! What can Afrika, Neo and Bella do to keep their holiday story alive?

UGogo, uNeo noBella bayokutya iiholide kunye noAfrika nosapho lwakhe. Suku ngalunye aba bahlobo benza into ebangela imincili kangangokuba ingathi alisafiki ixesha lokuba babalisele abahlobo nosapho lwabo ekhaya. Kuthi kusenjalo, ucime umbane! Baza kwenza ntoni uAfrika, uNeo noBella ukuze bagcine ibali labo leeholide liphila?

### Get story active!

- ★ Draw a picture of your favourite part of the story.
- ★ Why don't you try acting out this story or a part of it with a group of your friends and family? You could show how you would collect eggs, ride on a tractor and pick medlies. Use actions, words and voices to make it fun!
- ★ Write down a recipe for your favourite food. Draw a picture of the food. Why is this your favourite food?
- ★ Make a crown with cardboard, glue, beads and pieces of material and dry pasta pieces.

### Yenza ibali linike umdla!

- ★ Zoba umfanekiso weyona ndawo uyithandayo ebalini.
- ★ Kutheni ungazami ukulinganisa eli bali okanye inxalenye yalo kunye neqela labahlobo nosapho lwakho? Ungabonisa indlela yokuqokelela amaqanda, yokukhwela iirektha neyokuqokelela umbona. Sebenzisa izenzo, amagama namazwi ukuze ulenze libe mnandi!
- ★ Bhala phantsi iresiphi yokona kutya ukuthandayo. Zoba umfanekiso woko kutya. Kutheni ukuthanda kangaka oku kutya?
- ★ Yenza isithsaba ngekhadibhodi, iglu, amaso nezizwanga zemathiriyali namasuntswana epasta eyonileyo.

Nal'ibali is a national reading-for-enjoyment campaign to spark and embed a culture of reading across South Africa. For more information, visit [www.nalibali.org](http://www.nalibali.org) or [www.nalibali.mobi](http://www.nalibali.mobi)



UNal'ibali liphulo likazwelonke lokufundela ukuzonwabisa elinjongo yalo ikukuvuselela nokwendiselisa inkcubeko nesithethe sokufunda kuMzantsi Afrika uphela. Ukuze ufumane iinkcukacha ezithe vetshe, ndwendwela ku-[www.nalibali.org](http://www.nalibali.org)



Drive your  
imagination


"I'm so bored," says Neo.

"There's nothing for us to do," Afrika says.

"Ndidikiwe mna," kutho uNeo.

"Asinanto yokwenza," kutho uAfrika.

## Every day's a story!



## Usuku ngalunye lunebali lalo!

Tumisang Shongwe • Rico Schacherl

**Ideas to talk about:** What do you think is happening in the picture on the cover of the booklet? What did you do or see today that you would like to tell your family about?

**Izinto eninokuthetha ngazo:** Ucinga ukuba kwenzeka ntoni kumfanekiso okwikhava yale ncwadana? Wenze ntoni okanye ubone ntoni namhlanje obungathanda ukuyibalisela intsapho yakho?





Gogo scratches in her handbag and pulls out the book she found at the library. Gogo always has a book in her bag! She goes outside to sit on the bench on the stoep. She can see Afrika, Neo and Bella sitting under the big tree in the garden.

Ugogo ukhangela ebhegini yakhe, akhuphe incwadi abeyifumene kwihlala leencwadi. Ugogo uhlala enencwadi ebhegini yakhe! Uyahamba ayokuhlala kwisitshulo esisesituphini. Uyakwazi ukubona uAfrika, uNeo noBella abahleli phantsi komthi omkhulu osegadini.

Neo, Mbali and Gogo are visiting Afrika's house for the holiday. Bella has come along too.

On Monday they spend the whole day on Afrika's uncle's farm. They collect eggs, pick mealies and ride on the tractor.



UNeo, uMbali kunye noGogo batyelele ikhaya lika-Afrika baze kutya iiholide. UBella naye uzile.

NgoMvulo bachithe usuku lonke kwifama kamalume ka-Afrika. Baqokelela amaqanda, baqokelela umbona bahamba nangetelele.

"I have an idea!" says Afrika. "I can read the book to you and then we can all act out the story!"

"That's a great idea!" says Neo.

Bella gives the book to Afrika.

"This one is about Mansa Musa," says Afrika. Then he reads the story about Mansa Musa, the rich emperor of Mali who gave away lots of gold. Afrika widens his eyes and waves his hands around as he reads the story, making Neo and Bella laugh.

"Ndiombono!" atsho uAfrika. "Ndingakufundela incwadi emva koko silinganise ibali!"

"Lowo ngumbono omhle kakhulu!" kutsho uNeo.

UBella udlulisela incwadi kuAfrika.

"Lena imalunga noMansa Musa," kutsho u-Afrika. Emva koko afunde ibali elingomansa Musa, umlawuli osisityebi waseMali owanikisa ngegolide eninzi. UAfrika uwakhuphe gqa amehlo akhe uphakamisa isandla sakhe njengoko efunda ibali, esenzela ukuba uNeo noBella bahleke.

Umama ka-Afrika uva abantwana behleka. Ukroba phandle ngefestile yegumbi lokulala ababone belinganisa ibali. Ubukela umboniso ngochulumanco.

"Bekumnandi! Kufanele siphinde nangomso ngebali elahlukileyo!" kutsho uNeo.

"Nindibale nam!" Ukhwaza atsho umama ka-Afrika enemincili.

"Nam!" ukhwazile uGogo esituphini. "Ukulilinganisa ibali kungcono kakhulu kunokulibukela kumabonakude!"

Ngazo zonke ezo holide usapho lonke lonwabela ixesha lebali qho emva kwemini. Yaye ibali ngalinye ngamava odelo-ngozi!






"Ndiza kuzingcamlela le nyama yenkukhu," ugqiba ngelits'hoyo. Iphini liyahleka kuba mncinci kwaye lona lidala. Lidala kumacephe neefolokhwe zelo khaya, lidala nakubhuti kaKasini. Lidala kakhulu kangangokuba lizazi zonke iiresiphi ezinkulu ngenloko. UKasini wongeza ityuwa, ipepile nomgubo wekheri esuphini. Uyazi ukuba akafanelanga ayenze loo nto, ntonje unenkani.

"I will use my mouth to taste the chicken," she decides. The stick laughs because she is young and it is old. It is older than the cutlery in the house, older than Kasini's older brother. So old that it knows all the great recipes by heart. Kasini adds more salt, pepper and curry powder to the soup. This is wrong and she knows it, but she is only being stubborn.



Lots more free books at [bookdash.org](http://bookdash.org)



### Get story active!

- ★ Take a few blank pages and staple or sew them together to make a book. Write down recipes of your favourite foods in the book.
- ★ Draw or cut out and paste pictures of each food underneath its recipe.
- ★ Use clay or playdough to make models of pots, pans, spoons and forks.

### Yenza ibali linike umdla!

- ★ Thatha amaphepha ambalwa angabhalwanga nto uze uwadibanise nge-staple okanye uwathunge wenze incwadi. Bhala phantsi iiresiphi zokona kutya ukuthandayo kuloo ncwadi.
- ★ Zoba okanye usike uze uncamathelise imifanekiso yokutya ngakunye phantsi kweresiphi yako.
- ★ Sebenzisa udongwe okanye intlama yokudlala ukuze ubumbe iimbiza, amapani, amacephe neefolokhwe ezingumzekelo.

Nal'ibali is a national reading-for-enjoyment campaign to spark and embed a culture of reading across South Africa. For more information, visit [www.nalibali.org](http://www.nalibali.org) or [www.nalibali.mobi](http://www.nalibali.mobi)



UNal'ibali liphulo likazwelonke lokufundela ukuzonwabisa elinjongo yalo ikukuvuselela nokwendiselisa inkcubeko nesithethe sokufunda kuMzantsi Afrika uphela. Ukuze ufumane iinkcukacha ezithe vetshe, ndwendwela ku-[www.nalibali.org](http://www.nalibali.org)



Drive your  
imagination

## Miss Tiny Chef



## UNkosazana Mpheki Omncinci

Linda Nabasa • Ruramai Musekiwa  
• Raymond Diby

**Ideas to talk about:** Why is Miss Tiny Chef holding a spoon? Why do you think this spoon has a face? Do you help to cook at home? Who does the cooking in your home?

**Izinto eninokuthetha ngazo:** Kutheni uNkosazana Mpheki Omncinci ephethe iphini? Ucinga ukuba kutheni eli phini linobuso? Ukhe uncedise xa kuphekwa ekhaya? Ngubani ophekayo kowenu?

“**BUYELA EMSEBENZINI,**” litsho iphini  
limgxolisa.  
“**Ukupheka ayingomsebenzi,**  
**bubumandi,**” utsho uKasini ehleka.  
Iphini liyamxelela xa isuphu ifuna kongezwe  
ityuwa, xa inyama yenkukhu ifuna kunyuswe  
ubushusu naxa ugali evuthiwe.  
Ngamanye amaxesha uKasini akalimameli  
iphini.  
“**Ndiza kuyingcamla apha esandleni sam**  
**le suphu,**” utsho.

“**GET BACK TO WORK,**” the stick scolds.  
“**Cooking is not work, it’s fun,**” Kasini  
laughs.  
The stick tells her if the soup needs more  
salt, if the chicken needs more heat and  
when the ugali is ready to eat.  
Sometimes Kasini doesn’t listen to the stick.  
“**I will taste the soup out of my palm,**”  
she says.



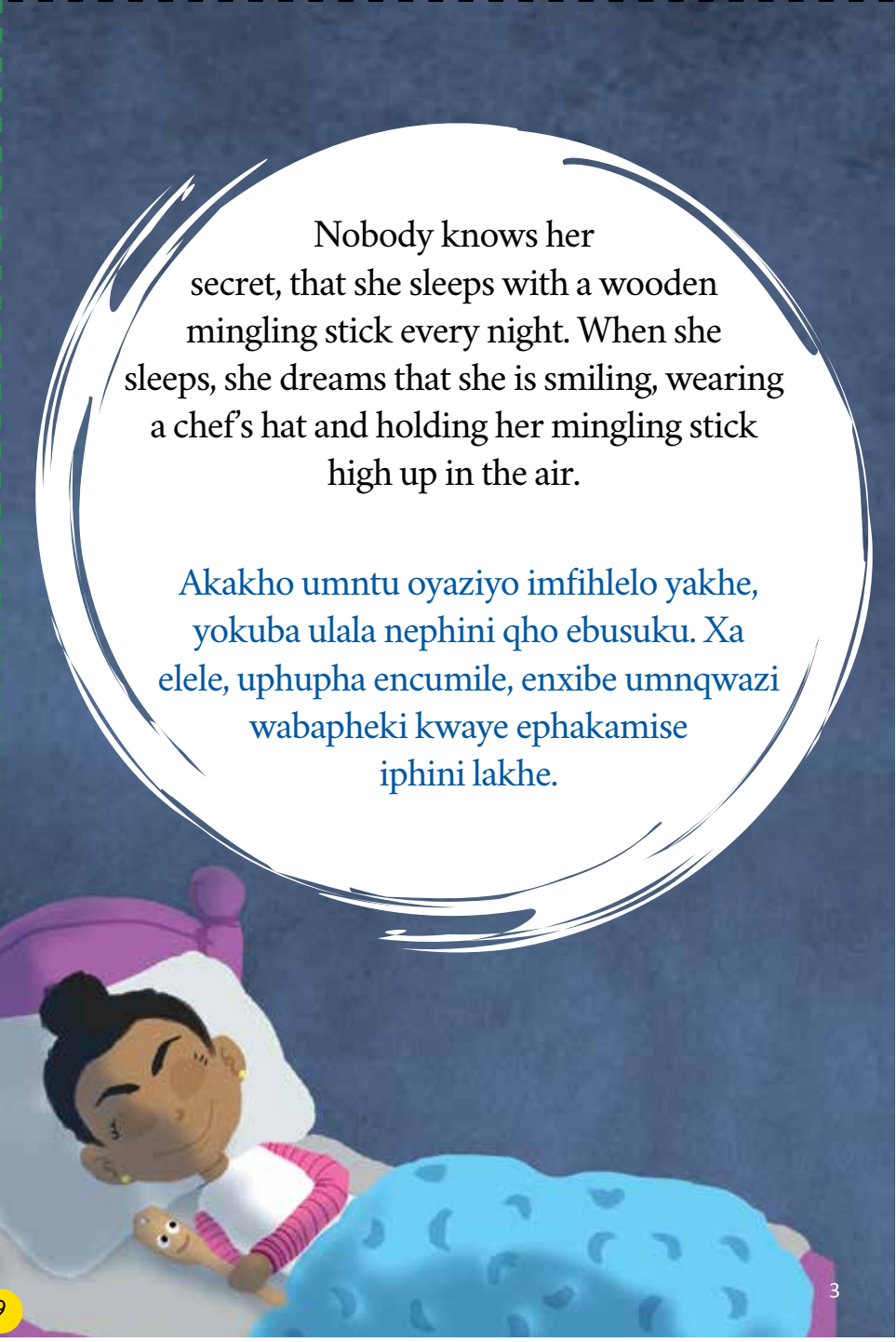
Kasini is eight years old. She loves to cook.  
She reads a cookbook on the school bus every  
morning and before bedtime.

UKasini uneminyaka esibhozo ubudala.  
Uyakuthanda ukupheka. Ufunda incwadi  
yokupheka kwibhasi yesikolo qho kusasa  
nangaphambi kokuba alale.



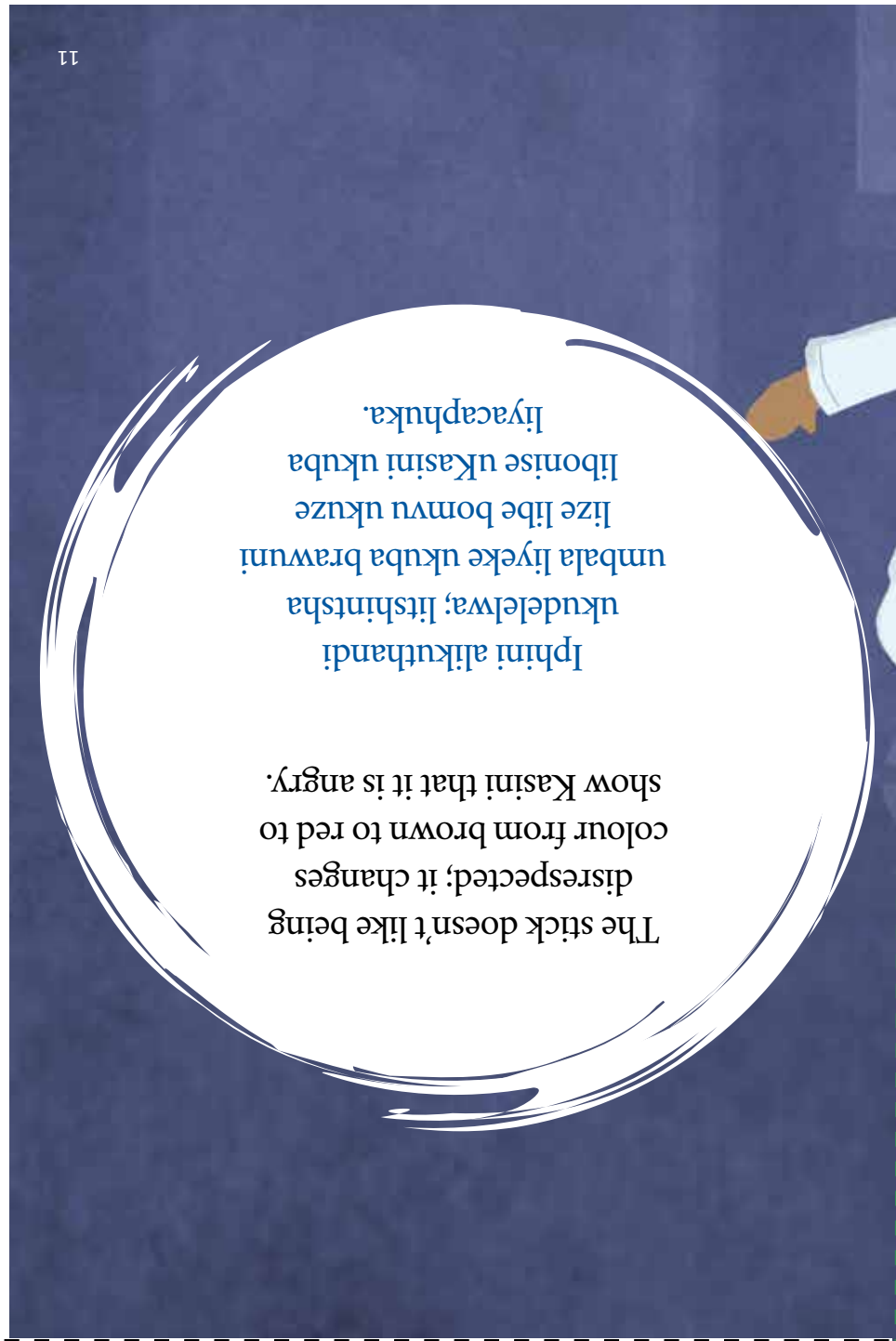
“**Now I can serve Mummy  
the food I made,**” Kasini says excitedly.  
“The food we made,” she giggles, as she tucks  
the stick away.  
  
“**Ngoku ndiza kuphakela uMama ukutya  
endikuphekileyo,**” utsho uKasini enemincili.  
“Ukutya esikuphekileyo,” ugigitheka atsho  
njengoko eqoqosha iphini.





Nobody knows her secret, that she sleeps with a wooden mingling stick every night. When she sleeps, she dreams that she is smiling, wearing a chef's hat and holding her mingling stick high up in the air.

Akakho umntu oyaziyo imfihlelo yakhe, yokuba ulala nephini qho ebusuku. Xa elele, uphupha encumile, enxibe umnqwazi wabapheki kwaye ephakamise iphini lakhe.



The stick doesn't like being disrespected, it changes colour from brown to red to show Kasini that it is angry.

Iphini alikuthandi ukudelelwa; litshintsha umbala liyeke ukuba brawuni lize libe bomvu ukuze libonise uKasini ukuba liyacaphuka.



Unqunga inkonkomi aze abeke isilayi  
sayo kwilliso ngalinye. **UBETHA** amapani  
okupheka angxole njengoko exhumaxhuma.



She slices the cucumber and places a slice on  
each eye. She **BANGS** the saucapans loudly as  
she jumps up and down.



Kasini loves to sing as she cooks. She sings to  
the carrots and dances with the flour.

UKasini uyakuthanda ukucula xa epheka.  
Uculela iminqathe aze ajayive neflawe.

**“Le suphu iza KUTSHA xa  
kungekho phini!”** uKasini uyakhalaaza.

**“The soup will BURN without the  
mingling stick!”** moans Kasini.



She sings for the stick, but there is no change.  
**“I am sorry,”** she says. The stick turns back to  
brown just in time, and Kasini hugs it in joy.



Uyaliculela iphini, kodwa akukho nto  
itshintshayo.  
**“Ndicela uxolo,”** utsho. Iphini liyatshitsha  
liphinde libe brawuni kanye ngexesha elililo,  
ibe uKasini uyalanga evuya.





"I suppose it's nap time for Mbali and Dintle," says Mme wa Afrika. She takes Mbali and Dintle to the bedroom and covers them with a blanket. Then she tells them a story. Soon they are both fast asleep.

Mme wa Afrika hears the children laughing. She looks out of the bedroom window and sees them acting out the story. She watches the show with delight.

"That was fun! We should do it again tomorrow with a different story!" says Neo.

"Count me in!" Mme wa Afrika calls out excitedly.

"Me too!" Gogo shouts from the stoep. "Acting out a story is better than watching it on television!"

For the rest of the holiday the whole family enjoys story time every afternoon. And every story is an adventure!



"Such hard workers deserve a treat," says Uncle as he roasts mealies for the children to eat.

Bella can't wait to tell her friends at school about this day.

"Abasebenzi abasebenza nzima olu hlobo bafanelwe kokuhle kodwa," utshilo uMalume ngexa esosela abantwana umbona ukuze batye.

UBella akasakwazi kulinda ungxamele ukubalisela abahlobo bakhe esikolweni ngolu suku.



Oh noi Load shedding! What will they do now?  
Poof! The television switches off!  
On Wednesday afternoon the whole family watches a television show. Just when the story reaches the most exciting part ...  
Xa kanye ibali lifikelele kweyona ndawo inika umdla...  
Yho! Cimiya ne umabonakude!  
Oh! Ucimicimi wokuhamba kombane, ucimile umbane! Baza kwenza njani ke ngoku?



On Tuesday, Neo, Afrika and Bella help Gogo bake delicious scones. Gogo gives Mbali some dough to play with. When the scones have cooled, Mme wa Afrika breaks open five scones and puts some jam on each. Everyone gets one, except Mbali and Dintle.

"They are too young to eat scones and jam," says Mme wa Afrika. "They can have some banana."

Neo writes down the scone recipe. "One day when Mbali and Dintle are older, I will bake scones for them," he smiles.

NgoLwesibini uNeo, uAfrika noBella bancedisa uGogo ukubhaka amaqebengwana avuzisa izinkcwe. UGogo unika uMbali intlama ukuba adlale ngayo. Akuphola amaqebengwana, uMama ka-Afrika uqhekeza phakathi amaqebengwana amahlanu afake ijem kuwo. Umntu ngamnye ufumana iqebengwana lakhe ngaphandle koMbali noDintle.

"Bancinci kakhulu ukuba bangatya amaqebengwana nejem," kutsho uMama ka-Afrika. "Bangayitya ibhanana."

UNeo ubhala phantsi iresiphi yamaqebengwana. "Ngenye imini xa uMbali noDintle bebadala, ndakubhakela amaqebengwana," utsho encumile.



"The end," says Afrika as he closes the book. "Now let's act out the story!"

"I'll be Mansa Musa!" Bella says. The children find some cardboard, glue and buttons and make a crown for Bella to wear on her head. Bella picks up stones and hands them to Neo and Afrika. "Here's gold for you, friends. Go and buy yourselves some cows."

Then they all act out the story together.

"Isiphelo," kutsho uAfrika evala incwadi. "Ngoku ke masilinganiseni ibali!"

"Ndiza kuba nguMansa Musa!" utsho uBella. Abantwana bafumana ikhalibhodi, iglu kunye namaqhosha benzela uBella isithsaba ukuze asinxibe entlokweni yakhe. UBella ucholachola amatye awanike uNeo noAfrika.

"Nantsi igolide yenu bahlobo. Hambani niye kuzithengela iinkomo." Bonke balinganisa ibali kunye.





# Ndifundele ngolwimi lwentliziyo yam

Owama-21 kuFebruwari  
luSuku loLwimi  
lweNkobe lweHlabathi



## Read to me in the language of my heart

**21 February is World  
Mother Language Day**

**Qhagamshelana nathi** nangayiphi na kwezi ndlela zilandelayo:  
**Contact us** in any of these ways:

 [www.nalibali.org](http://www.nalibali.org)

 [nalibaliSA](https://www.facebook.com/nalibaliSA)

 [@nalibaliSA](https://twitter.com/nalibaliSA)

 [@nalibaliSA](https://www.instagram.com/nalibaliSA)

*nalibali*





## Ikati nephela



Libhalwe nguYolanda Banze ■ Imizobo izotywe nguChantelle noBürgen Thorne

Iphelana elingamameliyo elibrawuni lalhlala endlwini enye nentsapho ethile eyayinekati.

Eli phelana lingamameliyo librawuni, njengayo yonke intsapho yamaphela, lalikhuthanda ukutya. Amaphela awanyanzelekanga ukuba atye yonke imihla, kodwa kulo mzi ikati yayiphakelwa awona maqatha neemvuthuluka zimnandi – amaqatha neemvuthuluka elalingenakuziyeka nje eli phelana lingamameliyo! limpondo zalo ezimbini zazisoloko zixhuzuleka xa zisiva elona vumba limnandi eliphuma kwigumbi lokuphekela eyayityela kulo ikati.

“Ungayi qho ebusuku kwigumbi lokutyela. Uza kubhaqwa uze ubulawe!” yalumkisa ngelitshoyo intsapho yephelana elingamameliyo elibrawuni. Kodwa laliphila kamnandi lingazimameli izilumkiso zayo. Lalizinika kukutya okumuncis’ iintupha elikufumana kwisitya sekati.

Le kati yayithanda ukuzishiyela ukutya eza kukutya ekuzeni kusa qho ngokuhlwa, kodwa yayisothuswa kukuba, xa ifika esityeni sayo, yayifika singenanto. “Ayiqhelekanga le nto,” yacinga yatsho ikati. “Yimpuku yodwa engatya ukutya kwam kwasekuzeni kusa qho ebusuku.” Yakhangela indlu yonke ifuna impuku.



Njengoko ikati yayikhangela elo sela lempuku busuku ngabunye, iphelana elingamameliyo elibrawuni laliphelile yintsini. “Le kati icinga ukuba inengqondo,” iphelana elingamameliyo elibrawuni lagigitheka lisitsho njengoko lalilinde ikati incame ekukhangeleni.

Ngobunye ubusuku, iphelana elingamameliyo elibrawuni labona ukuba ikati yayiphinde yashiya okunye ukutya nobisi lwayo eyayiza kuzitya kamva, ibe isisu salo saqalisa ukungxola. limpondo zalo zazisiya ngapha nangapha, ngoxa lilinde ikati ukuba ilale. Labukela njengoko inyanga yayidlula ithe chu ngasefestileni.

“Owu, khawukhawuleze uyolala torho! Ndilambile,” lakhalaza latsho iphelana elingamameliyo elibrawuni de ikati yahamba yayokulala.

Kwangaxeshanye, ikati yaba buhlungu kakhulu kuba ingadanga yayifumana impuku elisela. Phofu, ayizange ive nkqu nevumba lalo kati. “Kuzi kuthini ke xa intsapho iyibhaqa le nto yale mpuku? Iza kucinga ukuba ndigugile andisakwazi kuleqa okanye andikwai nokujoja impuku! Kungenzeka iqalise ukucinga ngokufumana enye ikati esencinci,” yacinga idanile.

Ngobunye ubusuku, iphelana elingamameliyo elibrawuni lanyebeza laya kwigumbi lokuphekela kwakhona. “Iikati azinangqondo kodwa,” lacinga lisitsho njengoko lalisitya ukutya okushiyeke kwisitya sekati.

Kodwa ngephanyazo kwalayita isibane segumbi lokuphekela, kwalandela esona sikhalo sothusayo, eside, nesikrakra! Isikhalo sasisikhulu kwaye sikrakra kangangokuba salenza ladideka iphelana elingamameliyo elibrawuni alazi nokuba libalekele kweliphi icala.

Eso sikhalo sasivela kwibhinqa elalhlala kulo ndlu. Laqhubeka likhala libaleka kulo lonke igumbi lokuphekela liphatha kuxhuma, litake kwaye litsibe, liliphosa kancinci qho iphelana elingamameliyo elibrawuni.

Le ngxolo yothusayo yabangela ukuba ikati ize ibaleka izokuncedisa ekuleqeni. Loo nto yanika eli bhinqa ithuba lokuthatha itoti ebomvu yokuspreya. Iphelana elingamameliyo elibrawuni layibaleka ikati, livuya kuba ibhinqa lalibonakala lincamile, kodwa lingayiqondi ingozi elalikuyo.

Ibhinqa lalatha laza latshiza ngespreyi, ikati yathimla, laza iphelana elingamameliyo elibrawuni laziva ligevezela amadolo linesiyezi.



“Owu, le ngxolo iza kulughekeza ukhakayi lwam,” lacinga lisitsho iphelana elingamameliyo elibrawuni, “andisaboni kakuhle kuba intlolo yam iyajikeleza. Owu, bendingenwe yintoni ukuze ndibe ukutya kwekati? Bekutheni ukuze ndingayimameli intsapho yam?” lashwantshwatsha lisitsho ngaphambi kokuba lifeyinte.

Ibhinqa lathatha umtshayelo laza lalitshayela iphelana elingamameliyo elibrawuni njengoko ikati yayibukele.

“Phelana elingamameliyo elibrawuni, ungaphinde uze apha! Ndiza kube ndilindle kwaye ndijongile,” yatsho ikati njengoko ibhinqa laliphosa iphelana elingamameliyo elibrawuni ngaphandle ngomnyango wangasemva kobo bumnyama basebusuku.

Yiloo nto ke, ukuza kutsho namhlanje, iphelana elingamameliyo elibrawuni lihlala ngaphandle, kude neekati neetoti zezipreyi namabhinqa anezikhalo ezikrakra. Kodwa ngamanye amaxesha amavumba amnandi ayalongamela, lize iphelana elingamameliyo elibrawuni likhawuleze lingene endlwini lifumane isidlwana ezinzulwini zentsunguzi yobusuku.

### Yenza ibali linike umdla!

- ★ Ubungaziva njani ukuba ubunokubona iphela kowenu? Zoba umfanekiso wakho xa ubona iphela.
- ★ Masithi iphela lifuna ukucela uxolo kwikati ngenxa yokuba libe ukutya kwayo. Bhala ileta iphela eliyibhalela ikati.

- ★ Zenze ngathi ulibhinqa elihlala endlwini. Bonisa indlela eliyelaxhuma laza latsiba ngayo xa libona iphela.
- ★ Sebenzisa udongwe okanye intlama yokudlala ukuze wenze ikati nephela elingumzekelo.



Drive your  
imagination





# The cat and the cockroach

By Yolanda Banze ■ Illustrations by Chantelle and Burgen Thorne



A silly little brown cockroach once shared a house with a family and their cat.

The silly little brown cockroach, like his whole cockroach family, loved eating. Cockroaches don't have to eat every day, but in this house the yummiest bits and scraps were set out for the cat – bits and scraps the silly little brown cockroach could not overlook! His pair of long feelers were constantly twitching as they picked up the most delicious smells that drifted from the kitchen where the cat also ate.

"Do not go to the kitchen every night. You'll be seen and killed!" warned the silly little brown cockroach's family. But he was leading a very happy life and did not listen to their warnings. He enjoyed having plenty of lip-smacking food from the cat's bowl.

The cat liked to leave a midnight snack for herself every night, but surprisingly, when she got to her bowl, she would find it empty. "This is very strange," thought the cat. "It can only be a mouse that is eating my midnight snack each night." So she searched all over the house for a mouse.



As the cat searched for the thieving mouse each night, the silly little brown cockroach shook with laughter. "The cat thinks she is so clever," the silly little brown cockroach giggled as he waited for the cat to give up on the search.

One night, the silly little brown cockroach noticed that the cat had once again left some of her food and milk for later, and his tummy started to growl. His feelers flicked this way and that, while he waited for the cat to go to sleep. He watched as the moon slowly crawled past the window.

"Oh, hurry up and go to sleep! I am so hungry," complained the silly little brown cockroach until the cat finally fell asleep.

In the meantime, the cat grew very sad because she could not find the thieving mouse. In fact, she could not even smell the mouse. "What if the family finds out about the mouse? They will think that I have become too old to chase or even smell a mouse! They might start thinking of getting a new and younger cat," she thought sadly.

Late one night, the silly little brown cockroach snuck into the kitchen once more. "Cats are really not very clever," he thought as he nibbled on some of the leftover food in the cat's bowl.

But suddenly the kitchen light flicked on, followed by the most frightful, long, piercing scream! The scream was so loud and so piercing that it confused the silly little brown cockroach so much that he didn't know which way to run.

The scream came from the woman who lived in the house. She kept screaming as she ran all over the kitchen with a hop, skip and a jump, just missing the scurrying silly little brown cockroach every time.

All this frightful noise brought the cat running around the corner to join the chase. This gave the woman the chance to grab a red spray can. The silly little brown cockroach darted away from the cat, glad the woman seemed to have given up, but not realising the danger he was in.

The woman aimed and sprayed, the cat sneezed, and the silly little brown cockroach started to feel woozy and dizzy.



"Oh, this noise is going to crack my skull," thought the silly little brown cockroach, "and I can't see clearly with my head spinning so much. Why, oh why, did I steal the cat's food? Why, oh why, did I not listen to my family?" he mumbled before he fainted.

The woman grabbed the broom and swept the silly little brown cockroach up as the cat looked on.

"Silly little brown cockroach, don't you come back here! I will be waiting and watching," said the cat as the woman threw the silly little brown cockroach out the back door into the night.

And that is why, to this day, the silly little brown cockroach stays outside, away from cats and spray cans and women with piercing screams. But sometimes the yummy smells become too much for him, and then the silly little brown cockroach will scurry into a house for a small feast in the middle of the dark, dark night.

## Get story active!

- ★ How would you feel if you saw a cockroach in your house? Draw a picture of yourself when you see a cockroach.
- ★ Imagine that the cockroach wants to apologise to the cat for stealing her food. Write the letter the cockroach sends to the cat.

- ★ Pretend that you are the lady of the house. Show how she hopped and skipped when she saw the cockroach.
- ★ Use some clay or playdough to make models of the cat and the cockroach.



# Okokuzonwabisa kwakwaNal'ibali

## Nal'ibali fun



1.

### Yenza ibheji

1. Sika ukhuphe ibheji ulandela umgca ongamachaphaza **abomvu**.
2. Faka umbala emfanekisweni.
3. Sika isangqa esilingana nebheji ngobukhulu kwikhadibhodi ephephece, umzekelo, ibhokisi yesiriyeli.
4. Sebenzisa iglu ukuncamathelisa ibheji ekhadibhodini.
5. Sebenzisa into yokuncamathelisa eqinileyo ukuze uncamathelise umva wesipelitana ngasemva kwibheji yakho. Okanye ugqobhoze umngxunyana emantla ebheji ze ufake iwulu okanye umtya ukuze ukwazi ukuyijingisa entanyeni yakho.
6. Yonwabela ukunxiba ibheji yakho xa ufunda okanye umamele amabali ngoSuku lokuFunda ngokuVakalayo lweHlabathi.

### Make a badge

1. Cut along the **red** dotted line to cut out the badge.
2. Colour in the picture.
3. Cut a circle the same size as the badge from some thin cardboard, for example, a cereal box.
4. Use glue to paste the badge onto the cardboard.
5. Use sticky tape or masking tape to attach a safety pin to the back of the badge. Or make a hole at the top and thread some wool or string through it so that you can hang it around your neck.
6. Enjoy wearing your badge as you read and listen to stories on World Read Aloud Day.



2.

### Yenza ibhanle!

Yenza ibhanle (okanye ipowusta) eneelwimi ezimbini ethi **uSuku lokuFunda ngokuVakalayo lweHlabathi** oza kubonisa ngayo ekhayeni, esikolweni, kwilayibrari okanye kwiklabhu yokufunda yakho. Sika uze ukhuphe amagama nemifanekiso engezantsi ongathanda ukuyisebenzisa kwibhanle yakho, uze uwancamathelise ngegulu kwiphepha elide elingabhalwanga nto. Emva koko fakela izinto ezibhalwe kunye nezizotywe nguwe, kunye/okanye usike uze ukhuphe imifanekiso namagama kwiimagazini nakumaphephandaba ukuze ugqibezele ibhanle yakho.

### Make a banner!

Make a bilingual **World Read Aloud Day** banner (or poster) to display at your home, school, library or reading club. Cut out the words and pictures below that you would like to use on your banner, and glue them to a long sheet of blank paper. Then add your own writing and drawings, and/or cut out pictures and words from magazines and newspapers to complete your banner.

Ndiyakuthanda ukufunda!

kumnandi

KUYONWABISA

Ukufunda kukusa  
kwiindawo ngeendawo!

kunefuthe

kuthoba uxinezeleko

Lixesha lentsapho!

kubangela imincili

I love reading!

enjoyable

FUN

Reading takes you  
places!

inspiring

relaxing

Family time!

exciting



AbakwaNal'ibali bakhona ukuze bakunike inkuthazo nenkxaso. **Qhagamshelana nathi** nangayiphi na enye kwezi ndlela zilandelayo:

Nal'ibali is here to motivate and support you. **Contact us** in any of these ways:



[www.nalibali.org](http://www.nalibali.org)



[nalibaliSA](https://www.facebook.com/nalibaliSA)



[@nalibaliSA](https://twitter.com/nalibaliSA)



[@nalibaliSA](https://www.instagram.com/nalibaliSA)

Produced by The Nal'ibali Trust. Translation by Mosekela Solutions. Nal'ibali character illustrations by Rico.

UMLAZI  
EYETHU

EASTERN CAPE  
RISING SUN

POLOKWANE  
OBSERVER



Drive your  
imagination

