



Join us and read aloud!

Welcome to your special **World Read Aloud Day** edition of the **Nal'ibali Supplement!**

World Read Aloud Day is celebrated by people from all over the world who are passionate about children's books and reading. In fact, it's celebrated by over one million people in more than one hundred countries! Every year Nal'ibali joins in these celebrations to raise awareness in our own country of how reading aloud supports children's literacy development.

Each year on World Read Aloud Day, people get together to read stories to each other. It's a day where we turn the spotlight on sharing the power of stories with each other so that we create communities of readers. Adults read stories to children, older children read to younger children, and some children even read to adults they know who love hearing them read, or are not able to read themselves. And this all happens in different places: in homes, schools, preschools, libraries, community centres, old age homes, churches, temples, mosques and bookshops!

But, the simple act of reading aloud on this day is about more than just people sharing stories they enjoy. It also shows our children and others around us that:

- ♥ we think reading is important.
- ♥ we are committed to helping children become readers by reading aloud to them regularly.
- ♥ we believe that everyone has the right to learn how to read!

On Nal'ibali's first World Read Aloud Day celebration in 2013, 13 401 children were read to and this number has just kept growing year after year! Last year was our fifth World Read Aloud Day and 719 627 children across South Africa were read to. And this year, on **1 February**, we want to reach even more children. Find out how you can help us do this on page 2.

On World Read Aloud Day, we hold hands with others to create a global literacy movement. Reading aloud on this special day is a symbol of our commitment to the power of literacy, and also a very practical way of showing everyone that reading matters.

Join us this World Read Aloud Day and share a story!

What's inside?

- ★ How to join in the Nal'ibali celebrations (page 2)
- ★ Ideas for ways to celebrate World Read Aloud Day (page 3)
- ★ A special Nal'ibali World Read Aloud Day cut-out-and-keep book (pages 5, 6, 11 and 12)
- ★ Two other stories (pages 7 to 10, and pages 14 and 15)
- ★ Tips for reading aloud (page 13)
- ★ A World Read Aloud Day badge (page 16)

Yini okuthola ngaphakathi?

- ★ Indlela yokuhlanganyela nemigubho kaNal'ibali (ikhasi lesi-2)
- ★ Amacebo ngezindlela zokugubha Usuku Lomhlaba Lokufunda Kuzwakale (ikhasi lesi-3)
- ★ Incwadi ekhethekile oyisika uyikhiphe bese uyigcina kaNal'ibali yoSuku Lomhlaba Lokufunda Kuzwakale (amakhasi elesi-5, 6, 11 nele-12)
- ★ Ezinye izindaba ezimbili (amakhasi elesi-7 kuya kwele-10, nekhasi le-14 nele-15)
- ★ Amacebo okufunda kuzwakale (ikhasi le-13)
- ★ Ibheji loSuku Lomhlaba Lokufunda Kuzwakale (ikhasi le-16)

Hlanganyela nathi ufunde kuzwakale!

Siyakwamukela kolukhethekile ushicilelo lweSithasiselo sikaNal'ibali soSuku Lomhlaba Lokufunda Kuzwakale!

Usuku Lomhlaba Lokufunda Kuzwakale lugujwa ngabantu basemhlabeni wonke abanentshisekelo ngezincwadi zezingane kanye nokufunda. Eqinisweni, lugujwa ngabantu abangaphezu kwesigidi emazweni angaphezu kwekhulu! Njalo ngonyaka uNal'ibali uyahlanganyela kule migubo ukuqwashisa ezweni lakithi ngokuthi ukufunda kuzwakale kuzelekelele kanjani izingane ekukhuliseni ukufunda nokubhala.

Njalo nje ngonyaka ngoSuku Lomhlaba Lokufunda Kuzwakale, abantu bayahlangana ndawonye ukuze bafundelane izindaba. Wusuku lapho sigxilisa khona amehlo ekwabelaneni ngamandla ezindaba ukuze sakhe imiphakathi yabafundi bezincwadi. Abadala bafundela izingane izindaba, izingane ezindadlana zifundela izingane ezincanyana, kanti izingane ezithile zifundela abadala ezibaziyo abathanda ukuzilalela zibafundela, okukanye abangakwazi ukuzifundela ngokwabo. Konke lokhu kwenzeka ezindaweni ezahlukene: emakhaya, ezikoleni, ezinkulisa, emitatsheni yezincwadi, ezikhungweni zemiphakathi, emakhaya abadala, emasontweni, emathempelini, kumamoski kanye nasezitolo zezincwadi!

Kodwa, isenzo esilula nje sokufunda kuzwakale ngalolu suku singaphezulu kokuthi abantu babelane ngezindaba abazithokozelayo nje. Siphinde sikhombise izingane zethu nabanye abaseduze kwethu ukuthi:

- ♥ sicabanga ukuthi ukufunda kubalulekile.
- ♥ sizinikele ekusizeni izingane ukuthi zibe ngabafundi bezincwadi ngokuzifundela kuzwakale njalo nje.
- ♥ sikholwa ukuthi wonke umuntu unelungelo lokufunda indlela yokufunda okubhaliwe!

Ngomgubho wokuqala kaNal'ibali woSuku Lomhlaba Lokufunda Kuzwakale owawungowezi-2013, kwafundelwa izingane eziyizi-13 401 kanti lesi sibalo sihlale senyuka unyaka nonyaka! Unyaka owedule bekungowesihlanu sigubha Usuku Lomhlaba Lokufunda Kuzwakale kanti zingama-719 627 izingane ezindaweni zonke zeNingizimu Afrika ezifundelweyo. Kanti nonyaka, mhla lu-1 **kuNhlolanja**, sifuna ukufinyelela ezinganeni ezingaphezu kwalokho. Thola ukuthi ungasisiza kanjani ukuba sikwenze lokhu ekhasini lesi-2.

NgoSuku Lomhlaba Lokufunda Kuzwakale, sibambana ngezandla nabanye ukusungula umbutho womhlaba wonke wokufunda nokubhala. Ukufunda

kuzwakale ngalolu suku olukhethekile kuwuphawu lokuzinikela kwethu emandleni okufunda nokubhala, kuphinde kube yindlela ebambekayo yokukhombisa wonke umuntu ukuthi ukufunda kubalulekile.


Hlanganyela nathi ngalolu Suku Lomhlaba Lokufunda Kuzwakale bese wabelana ngendaba!



Drive your
imagination

World Read Aloud Day 2018.
Share a story today!

Usuku Lomhlaba Lokufunda Kuzwakale
ngowe-2018. Yabelana ngendaba namhlanje!



Celebrate World Read Aloud Day with us!



Each year Nal'ibali produces a story especially for World Read Aloud Day in all 11 official languages. We then call on adults across the country to join us in reading the story out loud to the children in their lives on World Read Aloud Day.

This year World Read Aloud Day is on 1 February and we hope to set a new record of the number of children read to! Take this opportunity to read aloud to children that you know.

Join us on 1 February and let's make World Read Aloud Day 2018 the biggest one ever in South Africa! We would love it if you could join us in reading our special story, *The final minute*, that features some of our much-loved Nal'ibali characters.

How to join in

1. Go to www.nalibali.org or www.nalibali.mobi to sign up your family, reading club or school and help make this the biggest World Read Aloud Day celebration in South Africa.
2. Make Nal'ibali World Read Aloud Day badges with your children. Use the template on page 16, or design your own badges.
3. On 1 February 2018, read our World Read Aloud Day story, *The final minute*, on pages 5, 6, 11 and 12 of this supplement to:
 - ♥ your own children, grandchildren, nieces and nephews
 - ♥ children in your class or at your school
 - ♥ groups of children at specially arranged events at your reading club, library or community centre.
4. Do other fun World Read Aloud Day activities. Use the ideas on page 3 to help you.



Gubha Usuku Lomhlaba Lokufunda Kuzwakale kanye nathi!


Njalo ngonyaka uNal'ibali ukhiqiza indaba ngokukhethekileyo yoSuku Lomhlaba Lokufunda Kuzwakale ngezilimi eziyi-11 ezisemthethweni. Sibe sesicela abadala kulo lonke izwe ukuthi bahlanganyele nathi ekufundeni indaba kuzwakale befundela izingane abaphila nazo ngoSuku Lomhlaba Lokufunda Kuzwakale.

Kulo nyaka Usuku Lomhlaba Lokufunda Kuzwakale lungomhla lu-1 kuNhlolanja futhi sithemba ukuthi sizogqoka irekhodi elisha lenani lezingane esizozifundela! Thatha leli thuba ufundele kuzwakale izingane ozaziyo.

Hlanganyela nathi ngomhla lu-1 kuNhlolanja senze Usuku Lomhlaba Lokufunda Kuzwakale ngowezi-2018 lube ngolukhulukazi kwesizake zaba khona eNingizimu Afrika! Singakuthanda uma ungahlanganyela nathi ekufundeni indaba yethu ekhethekile, *Umzuzu wokugcina*, enabanye babalingiswa abathandwa kakhulu bakwaNal'ibali.

Indlela yokuhlanganyela nathi

1. Vakashela isizindalwazi esithi www.nalibali.org noma u-www.nalibali.mobi usayinele umndeni wakho, ithimba lokufunda noma isikole, usize ukwenza lo mgubho woSuku Lomhlaba Lokufunda Kuzwakale ube ngomkhulukazi eNingizimu Afrika.
2. Yakha nezingane zakho amabheji kaNal'ibali oSuku Lomhlaba Lokufunda Kuzwakale. Sebenzisani isibonelo okugcwaliswa kuso esisekhasini le-16, noma nidizayine awenu amabheji.
3. Mhla lu-1 kuNhlolanja ngowe-2018, funda indaba yethu yoSuku Lomhlaba Lokufunda Kuzwakale ethi, *Umzuzu wokugcina*, emakhasini 5, 6, 11 kanye nele-12 kulesi sithasiselo, ufundele:
 - ♥ izingane zakho, abazukulu, nabashana bakho
 - ♥ izingane ezisekilasini lakho noma esikoleni sakho
 - ♥ amaqoqo ezingane emicimbini ehlelwe ngokukhethekile ethimbeni lakho lokufunda, emtatsheni wezincwadi noma esikhungweni somphakathi.
4. Yenza eminye imisebenzi ejabulisayo yoSuku Lomhlaba Lokufunda Kuzwakale. Sebenzisa amasu asekhazini lesi-3 ukuze usizakale.



You can download extra copies of our World Read Aloud Day story from www.nalibali.org or www.nalibali.mobi.

Ungakhipha amakhophi engeziwe endaba yethu yoSuku Lomhlaba Lokufunda Kuzwakale kusizindalwazi esithi www.nalibali.org noma ku-www.nalibali.mobi.

NAL'IBALI ON RADIO!

Tune into the following radio stations to enjoy listening to stories on Nal'ibali's radio show!

Ikwekwezi FM on Monday, Wednesday and Friday at 9.45 a.m.

Lesedi FM on Monday, Tuesday and Thursday at 9.45 a.m.

Ligwalagwala FM on Monday to Wednesday at 9.10 a.m.

Munghana Lonene FM on Monday, Wednesday and Friday at 9.35 a.m.

Phalaphala FM on Monday to Wednesday at 11.15 a.m.

RSG on Monday to Wednesday at 9.10 a.m.

SAfm on Monday, Wednesday and Friday at 1.50 p.m.

Thobela FM on Tuesday and Thursday at 2.50 p.m., on Saturday at 9.20 a.m. and on Sunday at 7.50 a.m.

Ukhozi FM on Wednesday at 9.20 a.m. and on Saturday at 8.50 a.m.

Umhlobo Wenene FM on Monday to Wednesday at 9.30 a.m.

X-K FM on Monday, Wednesday and Friday at 9.00 a.m.



USEMSAKAZWENI UNAL'IBALI!

Lalela kulezi ziteshi zomsakazo ukuze uthokozele ukulalela izindaba ohlelweni lomsakazo lukaNal'ibali!

Ku-Ikwekwezi FM ngoMsombuluko, ngoLwesithathu nangoLwesihlanu ngo-9.45 ekuseni

KuLesedi FM ngoMsombuluko, ngoLwesibili nangoLwesine ngo-9.45 ekuseni

KuLigwalagwala FM ngoMsombuluko ukuya kuLwesithathu ngo-9.10 ekuseni

KuMunghana Lonene FM ngoMsombuluko, ngoLwesithathu nangoLwesihlanu ngo-9.35 ekuseni

KuPhalaphala FM ngoMsombuluko ukuya kuLwesithathu ngo-11.15 ekuseni

KuRSG ngoMsombuluko ukuya kuLwesithathu ngo-9.10 ekuseni

KuSAfm ngoMsombuluko, ngoLwesithathu nangoLwesihlanu ngo-1.50 ntambama

KuThobela FM ngoLwesibili nangoLwesine ngo-2.50 ntambama, ngoMgqibelo ngo-9.20 ekuseni nangoSonto ngo-7.50 ekuseni

KuUkhozi FM ngoLwesithathu ngo-9.20 ekuseni nangoMgqibelo ngo-8.50 ekuseni

KuUmhlobo Wenene FM ngoMsombuluko ukuya kuLwesithathu ngo-9.30 ekuseni

KuX-K FM ngoMsombuluko, ngoLwesithathu nangoLwesihlanu ngo-9.00 ekuseni



Drive your imagination

SABC EDUCATION
Enriching minds. Enriching lives.


10 World Read Aloud Day activities



1. Let your children make their World Read Aloud Day badges (see page 16) before 1 February so that they can wear them on World Read Aloud Day. (You can get extra copies of the badge or find it in other languages at www.nalibali.org.)
2. Read the special World Read Aloud Day story, *The final minute*. Go to www.nalibali.org or www.nalibali.mobi and sign up to let us know how many children you read to.
3. Choose some of the activities suggested for *The final minute* in the "Get story active!" section on page 4.
4. Give your children some blank paper and crayons or pencil crayons. Invite them to design a new book cover for one of their favourite books.
5. Have fun playing Story-in-a-Circle with groups of adults and children, or just children. Let everyone sit in a circle. Then ask a few people to volunteer to stand in the centre of the circle. The people sitting in the circle create a group story by each adding one or two sentences to the story as it goes around and around. The people standing in the middle of the circle, act out the story as it develops.
6. At your school:
 - ♥ arrange a special assembly to celebrate World Read Aloud Day and have one or more of the staff read our story, *The final minute*, to the children.
 - ♥ organise for the older children to read to the younger children some time during World Read Aloud Day.
7. In your classroom, organise a Stop-and-Read Day. Make sure that you have lots of books and stories available for the children to read. Find something to use as a sound signal, like a drum or a plastic bottle filled with dried beans. Throughout the day on 1 February, whenever the children hear the sound signal, tell them to stop what they are doing and choose a book to read for 10 minutes.
8. At your workplace, tell your colleagues about World Read Aloud Day and then challenge them to spend at least 30 minutes reading to their children at home on 1 February. (Remember that you will have to meet or better the challenge too!)
9. At your school, library or reading club:
 - ♥ arrange a Meet-a-Story-Morning on the Saturday closest to World Read Aloud Day. Invite the children to attend with their parents. Introduce them all to books that you know make good read-aloud stories by reading to them from these books.
 - ♥ invite a special guest (like a religious leader from a place of worship in your community, or a player from a local soccer team, or a parent/grandparent, or a pensioner) to read or tell their favourite story to the children.
10. Make your own World Read Aloud Day 2018 posters to create awareness about the importance of this day. With the children, cut out letters and pictures from magazines and newspapers, draw pictures, write your own words and sentences, and use pictures from past Nal'ibali Supplements or the Nal'ibali website (go to "Story supplies" at www.nalibali.org). Make up your own slogans or use ours – Share a story today!



Imisebenzi eyi-10 yoSuku Lomhlaba Lokufunda Kuzwakale



1. Dedela izingane zakho zizenzele amabheji oSuku Lomhlaba Lokufunda Kuzwakale (bheka ikhasi le-16) ngaphambi komhla lu-1 kuNhlolanja yikhona zizowagqoka ngalo uSuku Lomhlaba Lokufunda Kuzwakale. (Ungathola amakhophi engeziwe ebheji noma ulithole ngezinye izilimi kusizindalwazi sethu ku-www.nalibali.org.)
2. Funda indaba ekhethekile yoSuku Lomhlaba Lokufunda Kuzwakale, *Umzuzu wokugcina*. Vakashela ku-www.nalibali.org noma ku-www.nalibali.mobi ubhalise bese usazisa ukuthi zingaki izingane ozifundelayo.
3. Khetha eminye yemisebenzi ephakanyisiwe yendaba ethi *Umzuzu wokugcina* esigabeni esithi, "Yenza indaba ihlabe umxhwele!" ekhasini lesi-4.
4. Nikeza izingane zakho iphepha elingabhalwe lutho kanye namakhrayoni noma amapensela anemibala. Zicele ukuthi zidizayine ikhava entsha yencwadi yenye yezincwadi ezizithandayo.
5. Zithokoziseni ngokudlala Indaba-Esikokeleni (Story-in-a-Circle) nethimba labantu abadala kanye nezingane, noma nezingane kuphela. Bonke abahlale benze isikokela. Emva kwalokho cela abantu abambalwa ukuthi bazinikele ukuthi bame phakathi nesikokela. Abantu abahleli esikokeleni bakha indaba yethimba ngokwengeza umusho owodwa noma emibili endabeni ngesikhathi izungeza. Abantu abame phakathi nesikokela, balingisa indaba ngenkathi iqhubeka.
6. Esikoleni sakho:
 - ♥ hlelela umbuthano okhethekile wokugubha Usuku Lomhlaba Lokufunda Kuzwakale bese oyedwa noma ngaphezulu kothisha efunda indaba yethu, *Umzuzu wokugcina*, efundela izingane.
 - ♥ hlela ukuthi izingane ezindadlana zibe nesikhathi sokufundele izingane ezincane ngoSuku Lomhlaba lokufunda Kuzwakale.
7. Egumbini lakho lokufundela, hlela Usuku Lokuma Kufundwe (*Stop-and-Read*). Qinisekisa ukuthi kukhona izincwadi kanye nezindaba eziningi ukuze izingane zifunde. Thola into ozoyifunda ezozwakalisa umsindo, efana nesigubhu noma ibhodlela leplastiki elinobhontshisi owomile. Ngosuku lonke lwamhla lu-1 kuNhlolanja, njalo uma izingane zizwa lowo msindo, zitshele ukuthi ziyeke lokho ezikwenzayo bese zikhetha incwadi ezizoyifunda imizuzu eyi-10.
8. Emsebenzini wakho, tshela ozakwenu mayelana noSuku Lomhlaba Lokufunda Kuzwakale bese ubaphonsela inselele ukuthi bachihe imizuzu engama-30 befundela izingane zabo ekhaya ngomhla lu-1 kuNhlolanja. (Khumbula ukuthi kuzomele ufinyelele kokufunwa yinselele noma wenze kangcono kunalokho!)
9. Esikoleni sakho, emtatsheni wakho wezincwadi noma ethimbeni lakho lokufunda:
 - ♥ hlela Isikhathi-Sasekuseni-Sokuhlangana-Nendaba ngoMgqibelo osondele oSukwini Lomhlaba Lokufunda Kakhulu. Mema zonke izingane ukuthi zethamele umhlangano nabazali bazo. Bazise bonke ngezincwadi ozaziyo ukuthi zinezindaba zokufunda kakhulu ezinhle ngokubafundela kuzo.
 - ♥ mema isihambeli esikhethekile (njengomholi wezenkolo ophuma endaweni yokukhonza emphakathini wakho, noma umdlali ophuma eqenjini lebhola okukanye umzali/ugogo/umkhulu, noma ohola udekile) ukuthi azofundela noma axoxele izingane indaba yakhe ayikhonzile.
10. Yenzani awenu amaphosta oSuku Lomhlaba Lokufunda Kuzwakale lwangowezi-2018 ukwenza ukuqwashisa ngokubaluleka kwalolu suku. Unezingane, sika ukhiphe izinhlamvu nezithombe okuphuma kumaphephabhuku nakumaphephandaba, dweba izithombe, bhala amagama akho nemisho yakho, bese usebenzisa izithombe eziphuma kuZithasiselo zikaNal'ibali ezindala noma kusizindalwazi sikaNal'ibali (yana ku-"Story supplies" ku-www.nalibali.org). Zenzeleni esenu isiqubulo noma nisebenzise esethu – Yabelana ngendaba namuhla!



Get story active!

Here are some ideas for using the two cut-out-and-keep picture books, *The final minute* (pages 5, 6, 11 and 12) and *Mogau's gift* (pages 7 to 10) as well as the Story Corner story, *The three wishes* (page 14). Choose the ideas that best suit your children's ages and interests.



The final minute

World Read Aloud Day story

Priya and Neo are playing an important match for their soccer club. They have practised hard and they always play their best, but will that be enough for them to win the match? This story about working together and friendship can be enjoyed by children of different ages.



- ★ Before you read the story, ask the children if they have played soccer before, been to a live soccer match or seen one on TV. Encourage them to share their experiences with you.
- ★ After you have read the story:
 - ✿ invite your children to ask questions or make comments about it.
 - ✿ imagine and recreate a miniature scene from the story together using playdough, small household items and/or other items in your environment.
 - ✿ invite older children to write a newspaper report on the match and suggest that they draw a picture to go with their article.
- ★ In the story Mbali says she likes ice-cream. Encourage your children to write a list of their top five favourite treats. They don't only have to be things to eat. They could be things they enjoy doing too!
- ★ Good team work helped Neo and Priya's team win the match! Play a game or do an activity together (like painting a big picture or acting out the story) in which everyone has to work together to get the job done!

Mogau's gift

In this story a most unusual child is born! Mogau is born with a full set of teeth ... but he is unusual in other ways too. Follow Mogau's adventure-filled story and find out where his gift takes him.



- ★ After you have read the story, discuss the title. Talk about what you think Mogau's gift was.
- ★ There is something special about everyone! Invite your children to write "You are special because ..." messages to family and friends, and to then give their messages to these people. Encourage them to also write one of these messages to themselves!
- ★ Suggest that your children draw a map to show the journey that Mogau and the villagers made from Batloug to the special place in his paintings.

The three wishes

While a woman is chopping wood in the forest, she meets a tiny mysterious man who begs her not to hurt a particular tree. In return, the man grants her three wishes. She can use them any way she likes, but will she use them wisely?



- ★ After you have read the story, ask your children to suggest who the tiny man was and where he might have come from. Encourage them to write a paragraph about him.
- ★ Ask your children what they would wish for if they were the woman in the story. Then suggest that they retell the story weaving their wishes into it instead of the wishes made by the woman and her husband.

Yenza indaba ihlabe umxhwele!

Nanka amanye amasu okusebenzisa izincwadi ezimbili ozisika uzikhiphe bese uzigcina, *Umzuzu wokugcina* (amakhasi 5, 6, 11 nele-12) kanye nethi, *Isipho sikaMogau* (amakhasi 7 kuya kwele-10) kanjalo nendaba yeKhona Lendaba ethi, *Izifiso ezintathu* (ikhasi le-15). Khetha amasu ahambisana neminyaka yobudala yezingane zakho kanye nezikuthandayo.

Indaba yoSuku Lomhlaba Lokufunda Kuzwakale

Umzuzu wokugcina

UPriya noNeo badlala umdlalo obalulekile eqenjini labo lebhola likanobhutshuzwayo. Baziqeqeshe kanzima kanti bahlala bedlala kahle kakhulu, kodwa ngabe lokho kuzokwanela ukuthi bawuphumelele umdlalo? Le ndaba imayelana nokusebenza ndawonye nobungani kanti ingathokozelwa yizingane zeminyaka yobudala eyahlukene.

- ★ Ngaphambi kokufunda indaba, buza izingane ukuthi zike zalidlala yini ibhola likanobhutshuzwayo ngaphambilini, zike zaya yini emdlalweni webhola noma zike zawubona yini umdlalo kumabonakude. Zikhuthaze ukuthi zabelane nawe ngolwazi lwazo.
- ★ Ngemuva kokuthi usufunde indaba:
 - ✿ mema izingane zakho ukuthi zibuze imibuzo noma ziphawule ngayo.
 - ✿ bonani ngeso lengqondo futhi nenze kabusha isigcawana esiphuma endabeni nindawonye nisebenzisa inhlama yokudlala, izisetshenziswa ezincane zasendlini kanye/noma nezinye izinto endaweni yenu.
 - ✿ cela izingane ezindadlana ukuthi zibhale umbiko wephephandaba mayelana nomdlalo bese uphakamisa ukuthi zidwebe isithombe esizongena esiqeshini sazo.
- ★ Endabeni uMbali uthi uyawuthanda u-ayisikhilimu. Khuthaza izingane zakho ukuthi zibhale uhlu lwezinto ezihamba phambili ezinhlanu ezizikhonzile zokuzitika nje. Akumele kube yizinto ezidliwayo kuphela. Kungaba futhi yizinto ezizithokozelayo ukuzenza!
- ★ Ukusebenza okuhle njengeqembu kusize uNeo noPriya baphumelela umdlalo! Dlalani umdlalo noma nenze umsebenzi ndawonye (njengokupenda isithombe esikhulu noma ukulingisa indaba) lapho wonke umuntu ebambisana khona nabanye ukuze kuqedwe umsebenzi!

Isipho sikaMogau

Kule ndaba kuzalwa ingane yezimanga ezinkulu! UMogau uzalwa namazinyo aphelele ... kodwa akajwayelekile nangezinye izindlela futhi. Landela indaba kaMogau egcwele izinkambo ezimangalisayo uthole ukuthi isiphiwo sakhe simthatha simbekephi.

- ★ Ngemuva kokuthi usuyifundile indaba, xoxani ngesihloko. Xoxani ngokuthi nicabanga ukuthi siyini isiphiwo sikaMogau.
- ★ Kukhona okuthile okukhethekile ngalowo nalowo muntu! Cela izingane zibhale imiyalezo ethi, "Ukhethekile ngoba ..." ziyiqondise kwabomndeni nakubangani, zibuye zinikeze laba bantu le miyalezo. Zikhuthaze ukuthi ziphinde zizibhalele eminye yale misebenzi iqonde kuzo uqobo!
- ★ Phakamisa ukuthi izingane zakho zidwebe ibalazwe ukukhombisa uhambo uMogau nezakhamuzi ezaluthatha zisuka eBatloug ziya endaweni ekhethekile ezithombeni azipendile.

Izifiso ezintathu

Ngenkathi umame egawula izinkuni ehlathini uhlangana nendoda encane yezimanga nemcelayo ukuthi angasilimazi izihlahla esithile. Njengomklomelo, indoda imnika ithuba lokuthi asho izifiso zakhe ezintathu. Angazisebenzisa nganoma iyiphi indlela ayithandayo, kodwa ngabe uzozisebenzisa ngokuhlakanipha yini?

- ★ Ngemuva kokuthi usuyifundile indaba, cela izingane zakho ziphakamise ukuthi indoda encane kwakungubani nokuthi yayiphuma kuphi. Zikhuthaze ukuthi zibhale isigaba ngayo.
- ★ Buza izingane zakho ukuthi zona bezizofisani ukuba bezingumame osendabeni. Emva kwalokho phakamisa ukuthi zixoxe kabusha indaba sezifaka izifiso zazo endabeni esikhundleni salezo zikamame nomnyeni wakhe.

Create TWO cut-out-and-keep books

1. Take out pages 5 to 12 of this supplement.
2. The sheet with pages 5, 6, 11 and 12 on it makes up one book. The sheet with pages 7, 8, 9 and 10 on it makes up the other book.
3. Use each of the sheets to make a book. Follow the instructions below to make each book.
 - a) Fold the sheet in half along the black dotted line.
 - b) Fold it in half again along the green dotted line.
 - c) Cut along the red dotted lines.



Zenzele ezakho izincwadi EZIMBILI ozozisika uzikhiphe bese uzigcina

1. Khipha ikhasi 5 ukuya kwele-12 alesi sithasiselo.
2. Iphepha elinamakhasi 5, 6, 11 kanye nele-12 lenza incwadi eyodwa. Iphepha elinamakhasi 7, 8, 9 kanye nele-10 lenza enye incwadi.
3. Sebenzisa iphepha ngalinye ukuze wenze incwadi. Landela imiyalelo engezansi ukuze wenze incwadi ngayinye.
 - a) Songa iphepha libe nguhhafu ngokulandela umugqa wamachashazi amnyama.
 - b) Lisonge libe nguhhafu futhi ulandele umugqa oluhlaza okotshani.
 - c) Sika ulandele umugqa wamachashazi abomvu.

"I'm bored! You promised you were going to score goals,"
 Rahul told Neo and Priya when they came to the sideline.
 "Ja, Mbal! wants goals, Mbal! wants goals," repeated Mbal.
 "Mbal! is sleepy," she added yawning. Neo and Priya just
 laughed and ran back to join their teammates.
 The whistle blew and the players ran onto the field for
 the second half. The match continued in the same way as
 things had gone in the first half ... until there was only one
 minute left!



Neo and Priya's soccer team is playing a match against the Diamonds today, and both children hope to score lots of goals! Dad, Mbali and Rahul are going along to support them. Neo and Priya try their best, but by half-time no one has scored a goal. It is only in the final minute that the winning team scores a goal ... but who scored the goal, and which team is the winner?



Iqembu lebhola likanobhutshuzwayo likaNeo noPriya lidlala neDiamond Football Club namuhla, kanti zombili lezi zingane zethemba ukuthi zizofaka amagoli amaningi! UBaba, uMbali noRahul bahambisana nabo ukuzobasekela. UNeo noPriya bazama konke okusemandleni kodwa ngesikhathi sekhefu akekho ofake igoli. Kuze kufike umzuzu wokugcina lapho iqembu eliphumelelayo lifaka khona igoli ... kodwa ngubani ofake igoli, futhi yiliphi iqembu elingabanqobi?

Nal'ibali is a national reading-for-enjoyment campaign to spark and embed a culture of reading across South Africa. For more information, visit www.nalibali.org or www.nalibali.mobi



UNal'ibali umkhankaso kazwelonke wokufundela ukuzithokozisa wokokhela inhlanga nokuzinzisa isiko lokufunda eNingizimu Afrika yonkana. Ukuze uthole eminye imininingwane, vakashela ku-www.nalibali.org noma ku-www.nalibali.mobi



The final minute


Umzuzu wokugcina

Zukiswa Wanner
Rico



Then it was time for the players to run out onto the field. The referee blew his whistle and the match began. Things started slowly, but they soon picked up. There was a lot of noise as the families of the children in both teams cheered. The ball would be on Maqhawe's side of the field for a bit, then just as it looked as if they were going to move it into the Diamond's half, one of those players would steal the ball away! The match went on like this until half-time.

Emva kwalo kholo kwase kuyisikhathi sokuthi abadlali bagijime bangene enkundleni. Unompempe washaya indweba yakhe kwase kugala umdlalo. Izinto zagala zashaya ngolonwabo, kodwa masinyane kwase kushesha. Kwakukhona umsindo omkhulu ngenkathi isihlalisela imindeni yezingane kuwo womabili amaqembu. Ibholali baba sengeneyeni eyodwa yenkundla isikhashana, kubonakale sengathi bazohamba nalo baye ngakwenye ingxenye, omunye walabo badlali aqhambuke alithathel' umdlalo waqhubeka kanje kwaze kwafika isikhathi sekhefu.



“Yes! We like ice-cream,” Mbali answered for them. They all laughed. Neo picked up Mbali and carried her as they went to buy ice-cream. He might not have scored the two goals he had wanted to, but he had helped his best friend score the winning goal! And Priya? She was happy because that was her first-ever goal for Maqhawe. The sound of Rahul’s vuvuzela was like sweet music being played just for her.

“Yebo! Singawuthokozela u-ayisikhilimu,” uMbali wabaphendulela. Bahleka bonke.

UNeo waqukula uMbali wahamba naye ngenkathi beyothenga u-ayisikhilimu. Noma engazange ashaye amagoli amabili ayefuna ukuwashaya, kodwa wayemsizile umngani wakhe omkhulu ukuthi ashaye igoli lokuphumelela umdlalo! UPriya yena-ke? Wayejabule ngoba kwakuyigoli lakhe lokuqala ngqa ukulishayela aMaqhawe. Umsindo wevuvuzela kaRahul wawufana nomculo omnandi odlalelwa yena nje kuphela.






They left the village and started their journey. The villagers who loved Mogau's smile decided to follow them.

Bawushiya umuzi lowo bathatha uhambo.
Izakhamuzi ezithanda ukumamatheka kukaMogau zanguma ukubalandela.

“Every child should own a hundred books by the age of five.”




Find out more at bookdash.org. Read our books for free, in all 11 languages, on the Android app. Search for “Book Dash” in the Google Play store.

All Book Dash books are open-licensed and are created by volunteer professionals at Book Dash events.



Nal'ibali is a national reading-for-enjoyment campaign to spark and embed a culture of reading across South Africa. For more information, visit www.nalibali.org or www.nalibali.mobi



It starts with a story...

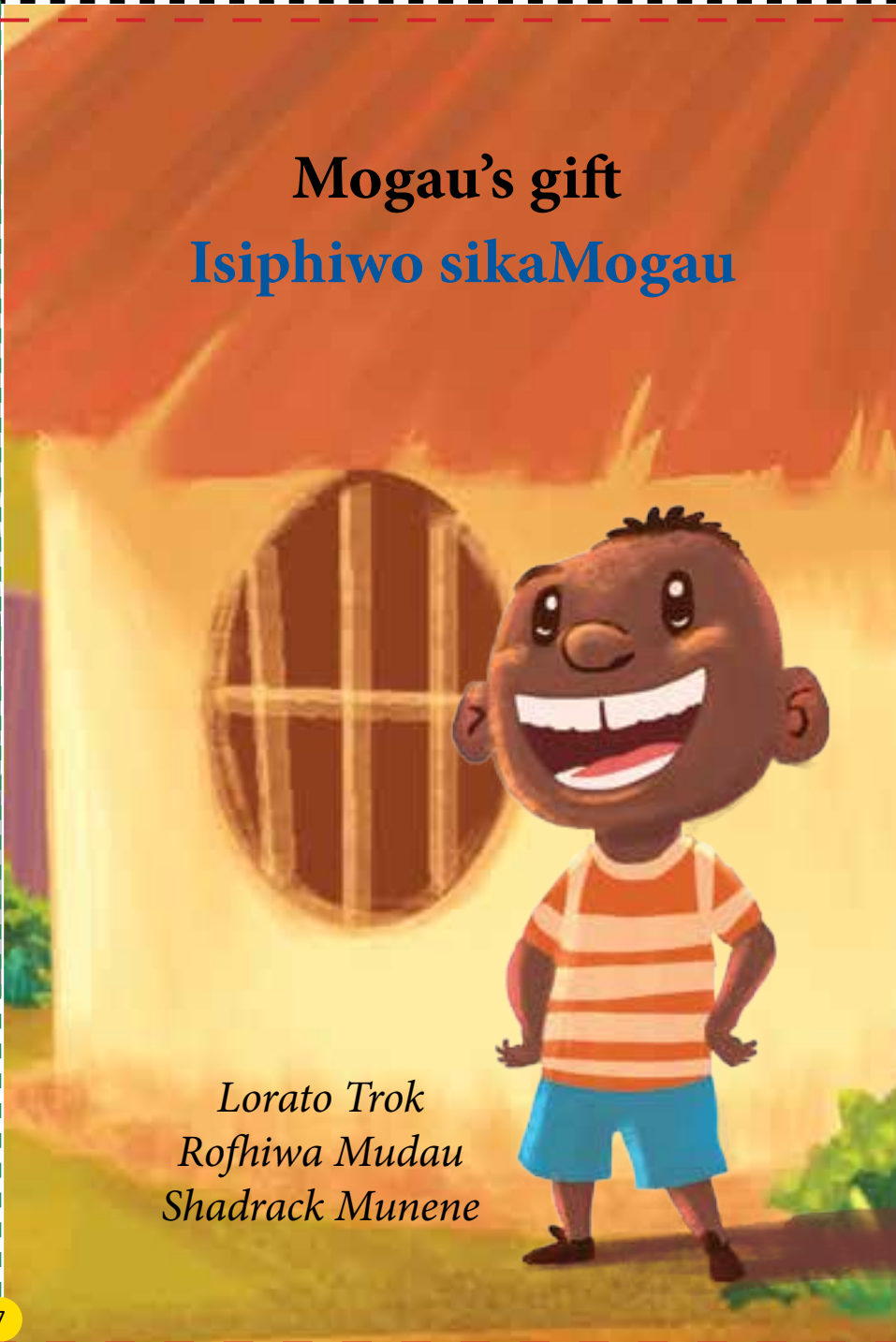
UNal'ibali umkhankaso kazwelonke wokufundela ukuzithokozisa wokokhela inhlansi nokuzinzisa isiko lokufunda eNingizimu Afrika yonkana. Ukuze uthole eminye imininingwane, vakashela ku-www.nalibali.org noma ku-www.nalibali.mobi



Drive your imagination

Mogau's gift Isiphiwo sikaMogau

Lorato Trok
Rofhiwa Mudau
Shadrack Munene





Mogau painted the same picture over and over. His mother realised that they needed to find the place in his paintings.

UMogau wapenda isithombe esifanayo esiphindaphinda. Unina wabona ukuthi nabo kwakudinga ukuba bathole ingabe yayikuphi le ndawo uMogau awayeyipenda kulezi zithombe zakhe.



Batloung village was a dull African village, where nothing interesting had happened before ...

Umuzi waseBatloung kwakuyindawo ephuphile nje yase-Afrika, lapho kwakungakaze kwenzeke khona into ejabulisayo ngaphambilini ...



They travelled for many days, walking through forests, over streams and past big mountains. Bahamba izinsuku eziningi, beguduzana emahlalathini, bega imifudlana bedlula nezintaba ezinkulu.

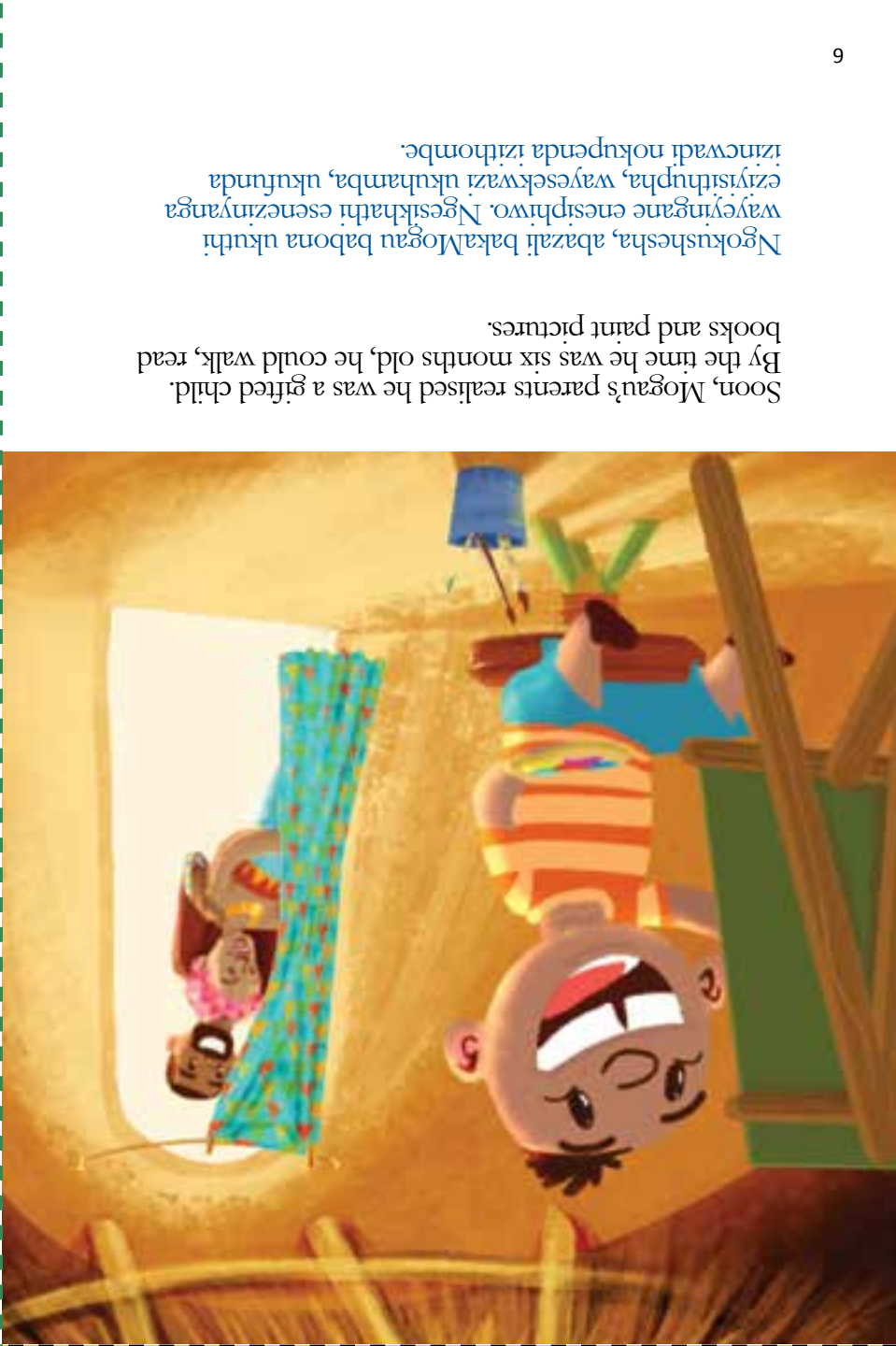


When Mogau was old enough, he became the king of this colourful village.

Mogau's kingdom of happiness grew and became known, near and far. He was the king who made his people smile!

UMogau wathi lapho esekhule ngokwanele, waba yinkosi yomuza onemibala emihle.

Umbuso kaMogau onenjabulo wakhula waziwa kakhulu, eduze nakude. Wayeyinkosi eyayenza abantu bayo bamoyizele!




Ngokushesha, abazali bakaMogau babona ukuthi wayeyingane enesiphawo. Ngasihathi esenezinyanga eziyisithupha, wayesekwazi ukuhamba, ukufunda izincwadi nokupenda izithombe.

Soon, Mogau's parents realised he was a gifted child. By the time he was six months old, he could walk, read books and paint pictures.



... kwaze kwathi ngeinye ilanga, kwazalwa ingane engawayelekile. Usana olunguMogau lwaluzelwe lunamazinyo aphhelele!

Abantu bomuzi bathuthela beze ekhaya likanina kaMogau befuna ukuyozibonela lesi simangaliso. Ngokumoyezela kwakhe okungapheli, uMogau waletha ingabulo kulo muzi.



... until one day, when an unusual child was born. Baby Mogau had a full set of teeth!

Local villagers flocked to Mma Mogau's home to witness this miracle. With his big smile, Mogau brought happiness to the village.



Finally, they reached Mogau's special place. It looked exactly like his paintings!

They got to work, setting up a new village – a village where everyone was happy.

Ekugcineni, bafika endaweni kaMogau ekhethekile. Yayifana ncamashi nesezithombeni zakhe ezipendiwe.

Basebenza, belungisa umuzi omusha – umuzi lapho wonke umuntu wayejabule khona.

UNeo wayesencebholo. Waqalaza ukuze abone ukuthi kwakungekho muntu weDiamond eduze kwakhe. Cha, wayeyedwa. Wagijima waya phambili, wayika nebhola. Khona manjalo kwaghamuka umdlali weDiamond. UNeo wambhaka ngqo emehlweni ngenkathi ekhahlela ibhola liphuma phakathi kwemilenze yomunye umdlali. Izibukeli zachwaza ngentokozo. Omunye umdlali weDiamond wagonda kuNeo ethi uzomephuca ibhola. Ngokushesha, uNeo wakhahlela ibhola waledlulisela kuPriya.



Neo had the ball. He looked around to see if there was anyone from the Diamond's team near him. No, he was alone. He ran forward, dribbling the ball. Suddenly a Diamond's player appeared. Neo looked him straight in the eyes as he kicked the ball between the other player's legs. The spectators screamed with excitement. Another Diamond's player moved towards Neo to tackle him. Quickly, Neo passed the ball to Priya.


Neo was so pleased that he ran towards Priya and lifted her up! Together they ran to their teammates and coach at the side of the field, and they all dabbed. Then Priya and Neo rushed over to Neo's dad. Rahul was blowing his vuvuzela loudly.

"That was an ice-cream deserving performance, Priya and Neo," said Neo's dad. "Would our two heroes like that?"

UNeo wayejabule ngendlela yokuthi wagijima waya kuPriya wafike wamqukula! Bendawonye bagijima beqonde kubadlali beqembu labo nakumqeqeshi eceleni kwenkundla, bonke bashayanisa izandla. Ngemuva kwalokho uPriya noNeo bagijima baqonda kubaba kaNeo.

URahul wayeshaya ivuvuzela yakhe ikhalela phezulu.

"Ukudlala kanje kumele kubongwe ngo-ayisikhilimu, Priya noNeo," kusho ubaba kaNeo. "Amaqhawethu angawuthanda kodwa?"



"I am going to score two goals today, Dad," said Neo as he put on his soccer boots.

"And I'll help by adding three goals to that, Uncle," said Priya who had just arrived at Neo's house with her little brother, Rahul. Rahul was carrying his bright red vuvuzela.

Neo's Dad laughed. "Well, I look forward to cheering five times then!"

"And me, Uncle! Can I also cheer?" asked Rahul.

"Of course, my boy," said Neo's dad as he helped Mbali put on her shoes. "Now, let's get going!"

"Ngizofaka amagoli amabili namuhla, Baba," kwasho uNeo ngenkathi egqoka amakhokho akhe ebhola.

"Futhi mina ngizosiza ngokwengeza amagoli amathathu kulokho, Malume," kwasho uPriya owayesanda kufika nje ekhaya kubo kaNeo nomfowabo omncane, uRahul. URahul wayephethe ivuvuzela yakhe ebomvu ngokukhanyayo.

Uyise kaNeo wahleka. "Kulungile, sengikulindele ukushaya ihlombe kuze kube kahlanu-ke!"

"Nami futhi, Malume! Ngingakwazi ukushaya ihlombe?" kubuza uRahul.

"Nakanjani, mfana wami," kwasho ubaba kaNeo ngenkathi esiza uMbali ukuthi agqoke izicathulo zakhe. Manje-ke, masihambeni!"

Akubanga sikhathi esingakanani, base besenkundleni yezemidlalo. Babefike ngesikhathi lapho uPriya noNeo sebehlangana nabalingani babo abaphuma egenjini iMaqhawe Football Club ngenkathi sebeviva. Badlala neDiamond Football Club namuhla.

“Khubula ukugqinisekisa ukuthi niyakugqwalisa ukumenyenzela komdlalo kuzomele bagqule igama labo bazibize ngeCoal kwaye Diamond Football Club ngendlela yokuthi, ngemuva Football Club,” kwasho umqeqeshi wabo.



Before everyone knew it, they were at the soccer field. They were just in time for Priya and Neo to join their teammates from the Maqhawe Football Club for their warm up. They were playing against the Diamond Football Club today.

“Remember to make sure that you dull the shine of those Diamonds so much, that after the match they have to change their name to the Coal Football Club,” said their coach.

They all got in the car. Neo sat in front. He had sat there many times before. He was sure that if his dad would allow him, as soon as his legs were long enough, he'd be able to drive the car. It looked easy. Rahul and Priya sat at the back on either side of Mbali. They tickled her and she giggled.

Bonke bangena emotweni. UNeo wahlala ngaphambili. Usehlale lapho izikhathi eziningi ngaphambilini. Wayenesiqiniseko sokuthi ukuba uyise wayengamvumela, uma nje imilenze yakhe seyimide ngokwanele, wayezokwazi ukushayela imoto. Kwakubukeka kulula nje. URahul noPriya bahlala ngemuva bakaka uMbali. Bamkitaza, naye elokhu egigitheka.



Everyone held their breath as Priya took the ball and kicked it hard.

LADUMA!

The Diamond's goalie had not even seen the ball coming! Priya had scored a goal.

And not a second too soon. Just as she turned around to celebrate the goal, the referee blew the final whistle! Maqhawe had won the game!

Wonke umuntu wavele wabamba umoya ngenkathi uPriya ethatha ibhola elikhahlela kakhulu.

LADUMA!

Unozinti weDiamond akazange alibone ngisho liza ibhola! UPriya wayeselishaye phakathi igoli.

Kwaba ngemuva komzuzwana nje. Ngenkathi besathi bajabulela ukungena kwegoli, unompempe wayishaya impempe yakhe! AMaqhawe ayewuphumelele umdlalo!



Tips for reading aloud

Reading aloud is a simple act that changes lives. It brings people together and it helps children to learn.

1. Reading aloud is always a performance! Put lots of expression in your voice to create the mood.
2. If you are reading to a group of children, practise reading the story aloud a few times before you read it to them.
3. Start by reading the name of the author and illustrator so that your children appreciate that books are created by people just like them!
4. Allow time for your children to look at the pictures and comment, if they want to.
5. Help develop your children's prediction skills by asking questions like, "What do you think is going to happen next?"
6. Help develop empathy by making comments like, "I wonder how Priya and Neo felt before the match started."



5 benefits of reading aloud

Apart from just being fun, reading aloud is an easy way to make a big difference in a child's life. Here are five reasons to regularly read aloud to the children in your life!

1. Reading aloud to your children gives you things to talk about. It also helps you get to know each other and builds a bond between you.
2. When you read aloud and children enjoy the story, they see reading as an interesting and satisfying activity, and they realise why they should learn to read for themselves. Motivation is a very important part of becoming – and remaining – a reader. To make reading a habit, children have to want to read regularly.
3. Reading aloud shows children that you value books and reading. It also shows them how we read and how books work. This knowledge makes it much easier for them to learn to read for themselves.
4. Children are able to understand and enjoy stories that are far beyond their own reading ability when they hear them read aloud.
5. When children hear new words and expressions used in stories, it develops their vocabulary and gives them a rich language to draw from when they read and write on their own.

Amacebo okufunda kuzwakale

Ukufunda kuzwakale yisenzo esilula esiguqula impilo. Kuhlenganisa abantu futhi kusiza izingane ukuthi zifunde.

1. Ukufunda kuzwakale kuhlale kungumdlalo wokulingisa! Zwakalisa kakhulu imizwa ephinjeni lakho ukuze wakhe umoya othile.
2. Uma ufundela iqembu lezingane, zijwayeze ukufunda indaba kuzwakale kaningana ngaphambi kokuzifundela.
3. Qala ngokufunda igama lombhali kanye nelomdwebi wemifanekiso ukuze izingane zakho zikwazise ukuthi izincwadi zenziwa ngabantu abafana nazo!
4. Nika izingane zakho isikhathi sokubuka izithombe bese ziphawula, uma zifuna ukukwenza lokhu.
5. Siza ukuthuthukisa amakhono ezingane zakho okuqagela okuzokwenzeka endabeni ngokubuza imibuzo efana nokuthi, "Ngabe nicabanga ukuthi yini ezolandela?"
6. Siza ukuthuthukisa uzwela ngokuphawula njengokuthi, "Kazi uPriya noNeo babezizwa kanjani ngaphambi kokuthi kuqale umdlalo."

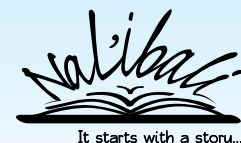


Izinzuzo ezi-5 zokufunda kuzwakale

Ngaphandle kokuthi kuyajabulisa nje, ukufunda kuzwakale yindlela elula yokwenza umehluko omkhulu empilweni yengane. Nazi izizathu ezinhlanu zokujwayela ukufunda kuzwakale ezinganeni ezisempilweni yakho!

1. Ukufundela izingane kuzwakale kuninika izinto eningakhuluma ngazo. Kuphinde kunisize nikwazi ukwazana nokwakha ubudlelwano obuqinile phakathi kwenu.
2. Uma ufunda kuzwakale nezingane ziyithokozela indaba, zibuka ukufunda njengesenzo esijabulisayo nesenelisayo, zibone ukuthi kungani kufanele zifunde ukuzifundela ngokwazo. Ukukhuthaza kuyingxenye ebalulekile yokuba ngumfundi nokuhlala unguye. Ukwenza ukufunda kube wumkhuba, izingane kufanele zifunde ukufunda njalo.
3. Ukufunda kuzwakale kukhombisa izingane ukuthi izincwadi nokufunda nawe ukubona kubalulekile. Kuphinde kuzikhombise ukuthi sifunda kanjani nokuthi izincwadi zisebenza kanjani. Lolu lwazi lwenza kube lula kakhudlwana kuzo ukufunda ukuzifundela.
4. Izingane ziyakwazi ukuqonda nokujabulela izindaba ezingaphezu kwamandla okufunda kwazo uma zizwa zifundwa kuzwakale.
5. Uma izingane zizwa amagama nezimo ezintsha zokukhuluma ezisetshenziswa ezindabeni, lokho kuthuthukisa ulwazimagama lwazo, kuzinikeze nolimi olunothile ezicaphuna kulo lapho zizifundela futhi zizibhalela.

The three wishes



Retold by Wendy Hartmann ★ Illustrations by Heidel Dedekind

There was once a woman who lived with her husband next to the Hlimbitwa River. Every day the woman left their home and went to the forest to chop wood. Every day her husband would give her a bottle of water and some food so that she had something to drink and eat while she was deep in the forest.

One day she went out and chose a big tree to chop down.

"This one will be good," she said. "It is very big and I will get a lot of wood out of it."

She took her axe in her hands and swung it up ready to start chopping. Just as she was about to chop she heard a voice pleading with her to stop.



"Who said that?" she asked.

"Look down here," said the voice, "and whatever you do, please, please do not chop down this tree."

The woman was shocked at what she heard, but when she saw where the voice was coming from, she did not know what to say! Down on the ground near the roots of the tree, was the tiniest man the woman had ever seen. Her mouth dropped open and she could not believe what she was seeing. Eventually she got over her shock.

"I beg you, please don't hurt this tree," said the tiny man.

"Well ... well of course," she said. "I can do what you ask. I can search for another tree if this one is so important to you."

"Thank you. You have done something that has made me very happy," said the tiny man. "You have a kind heart and because of this I will grant you three wishes, no matter what they are." And then, the little man disappeared. No matter where the woman searched in the forest, he was nowhere to be found.

Eventually she gave up searching and headed for home. All the way home she shook her head and mumbled to herself still surprised by what had happened.

When she reached home she sat down outside to rest, still wondering if someone had played a trick on her.

All that thinking made her hungry. "Is our supper ready yet?" she asked her husband who had come to sit next to her.

"Oh, no," he answered, "not yet. It will only be ready in a few hours."

The woman groaned. "I'm so hungry, I wish I had a piece of meat to eat."

No sooner were the words out of her mouth when – *swisssh* – a piece of meat appeared on the empty plate on the ground next to her. She stared at it and so did her husband.

"What is this?" he asked surprised by what had happened.

The woman told him everything that had happened in the forest that morning. Her husband stared at her and she could see that he was becoming angry.

When she stopped talking he shouted at her, "WHATTT? You should have thought before you said that you wished for some meat. You are so silly that I wish that piece of meat was stuck to your nose."

Before the woman could say *hayibo!* the piece of meat was stuck to her nose. She grabbed it and pulled, but it wouldn't come off. Her husband tried pulling. They both pulled and pulled, but it was no good. The piece of meat was stuck to the end of her nose.



"Oh, no," said the woman. "Now what?"

"I don't know, but it has to come off," said the man.

Then the woman realised that she had better do something in a hurry before her husband said another word.

"I wish this meat was off my nose!" she shouted.

And in a second the meat lay on the plate again. And there they sat, the woman and her husband, staring at each other. There would be no wishes for money, or clothes, or a bigger house, or happiness. There would be no wishes at all, but ... at least they had a good piece of meat for their dinner!



Izifiso ezintathu

Ixoxwa kabusha nguWendy Hartmann ★ Imifanekiso nguHeidel Dedekind

Ikhona
lendaba

Kwake kwakhona umame owayehlala nomyeni wakhe eduze noMfula iHlimbithwa. Nsuku zonke umame wayesuka ekhaya labo aye ehlathini ayogawula izinkuni. Nsuku zonke umyeni wakhe wayemnika ibhodlela lamanzi nokudla ukuze abe nokuthile akudlayo nakuphuzayo ngesikhathi esekujuleni kwehlathi.

Ngolunye usuku waphuma wayeseqoka isihlahla esikhulu ayezogawula.

“Lesi sizolunga kakhulu,” kusho yena. “Sikhulu ngempela kanti futhi ngizothola izinkuni eziningi kuso.”

Wathatha imbazo yakhe wathi ukuyivivisela phezulu eselungele ukuqala ukugawula. Ngenkathi eseqala agawule wezwa izwi elalimcela ukuthi ame angaqhubeki nokugawula.



“Ubani osho lokho?” kubuza yena.

“Bheka lapha phansi,” kwasho izwi, “noma yini oyenzayo, ngicela ungasigawuli lesi sihlahla.”

Umame wayethukile ngayekuzwile, kodwa wathi uma ebona lapho kwakuqhamuka khona izwi, akazanga ukuthi athini! Phansi enhlabathini eduze kwezimpande zesihlahla, kwakukhona indoda encane kakhulu umame ayengakaze ayibone selokhu kwathi nhlo. Wamane wakhexa umlomo akaze akholwa akubonayo. Ekugcineni kwedlula ukwethuka.

“Ngiyakucela, ungasilimazi lesi sihlahla,” kusho indoda encane.

“Yebo ... kunjengoba usho,” kusho yena. “Ngingakwenza okucelayo. Ngingafuna esinye isihlahla uma ngabe lesi sibaluleke kangako kuwena.”

“Ngiyabonga. Wenze into engithokozise kakhulu,” kwasho indoda encane. “Unenhliziyo emnene kanti ngenxa yalokho nje ngizokwenzela izifiso ezintathu, noma ngabe yiziphi.” Emva kwalokho, indoda encane yabe isiyanyamalala. Noma ngabe umame wayeyicinga kuphi nehlathi, le ndoda yayingasabonwa nangokhalo.

Ekugcineni walahla izandla ngendaba yokucinga wayesebhekisa amabombo ekhaya. Yonke indlela ebheke ekhaya wayenikina ikhanda futhi edamane ehhomuzela ubala esalokhu emangele ngokwenzekile. Wathi uma efika ekhaya wahlala phansi phandle ukuze aphumule, ezibuza eziphendula ukuthi kungabe kunomuntu othile yini omluthe ngemilingo na.

Yonke leyo micabango yamenza ukuthi alambe. “Ngabe isidlo sethu sakusihlwa sesilungile?” ebuza umyeni wakhe owayesefike wahlala eduze kwakhe.

“Hhayi, lutho,” ephendula, “asikalungi. Sizolunga emahoreni ambalwa ezayo.”

Umame wakhononda. “Ngilambe kabi, ngifisa sengathi ngingathola iqatha lenyama engingazidlela lona.”

Akuphelanga sikhathi ewakhiphile lawo mazwi ngomlomo wakhe – zwiii – kwase kukhona iqatha lenyama epletini elingenalutho phansi eceleni nje kwakhe. Walibuka leli puleti, nomyeni wakhe wenza njalo.

“Yini lena?” kubuza umyeni wakhe emangazwa okwenzekile.

Umkakhe wamthshela konke okwakwenzekile ehlathini ekuseni ngalelo langa. Umyeni wakhe wambuka, kanti wayebonakala eseqala ukuthukuthela.

Wathi uma eqeda ukukhuluma, umyeni wakhe wamthethisa ethi, “UTHINI-I-I? Bekufanele ucabange ngaphambi kokuba uthi ufisa kube nenyama. Awuhlakaniphile ngangokuthi ngifisa sengathi ngabe lelo qatha lenyama linanyathiselwa ekhaleni lakho.”

Ngaphambi kokuthi umame lona athi *hhayi bo!* Iqatha lenyama lase linamathele ekhaleni lakhe. Walibamba walidonsa kodwa alifunanga ukusuka. Umyeni wakhe wazama ukulidonsa. Bobabili balidonsa, balidonsa, kodwa akwenzekanga lutho. Iqatha lenyama lalinamathele echosheni lekhalo lakhe.



“Hhayi bo!” kusho umame. “Yini manje?”

“Angazi, kodwa kumele lisuke,” kusho indoda.

Emva kwalokho umame wabona ukuthi kufanele enze okuthile ngokushesha ngaphambi kokuthi umyeni wakhe akhiphe elinye igama.

“Ngifisa sengathi le nyama ingasuka ekhaleni lami!” kuthetha lo mame.

Kwathi ngemuva komzuzwana inyama yabe isihleli epletini futhi. Base behlala-ke, owesifazane nomyeni wakhe, babukana. Ngeke kube bikho zifiso zokuba nemali, noma izingubo, noma indlu enkudlwana noma injabulo. Ngeke kube khona zifiso nhlobo, kodwa ... akunani-ke bandla, babeneqatha elihle lenyama elalizoba yisidlo sabo sakusihlwa!



Nal'ibali fun

Okokuzithokozisa kwakwaNal'ibali



1.

♥ Make a badge!

1. Cut along the red dotted line to cut out the badge.
2. Colour in the picture.
3. Cut a circle the same size as the badge from some thin cardboard, for example, a cereal box.
4. Use glue to paste the badge onto the cardboard.

5. Use sticky tape or masking tape to attach a safety pin to the back of the badge. Or make a hole at the top and thread some wool or string through it so that you can hang it around your neck.
6. Enjoy wearing your badge as you read and listen to stories on World Read Aloud Day.

♥ Yenza ibheji!

1. Sika ulandele amachashazi abomvu ukuze usike ukhiphe ibheji.
2. Hlobisa isithombe ngombala.
3. Sika isiyingi esiwubukhulu obufanayo nebheji ekhalibhothini elivugqinsi, isibonelo, ibhokisi lamasiriyeli.
4. Sebenzisa iglu ukuze unamathisele ibheji ekhalibhothini.

5. Sebenzisa itheyiphu yokunamathisela noma eyokumboza ukuze unamathisele isipeletu ngemuva kwebheji. Noma uvule imbobo phezulu bese ushutheka umucu wewuli noma wentambo ukuze ukwazi ukuligaxa entanyeni yakho.
6. Thokozela ukugqoka ibheji lakho ngesikhathi ufunda futhi ulalele nezindaba ngoSuku Lomhlaba Lokufunda Kuzwakale.



2.

♥ Unscramble the letters to find six words from *The final minute* that have something to do with soccer matches.

SAGOL _____
ACCHO _____
RALPYSE _____
TISHLWE _____
LALB _____
ZEVAULUV _____



♥ Hlela izinhlamvu ezixovekile ukuthola amagama ayisithupha aphuma endabeni ethi, *Umzuzu wokugcina* anokuthile okuphathelele nemidlalo yebhola likanobhutshuzwayo.

LIMAGOA _____
HSQUIEQME _____
LIAABLDA _____
PMMPEEI _____
LAIOHB _____
IZEVAULUV _____

3.

♥ Look at these pictures from *The final minute*. Number them so that they match the order in which things happened in the story. Now use the pictures to retell the story.

♥ Bheka izithombe eziphuma endabeni, *Umzuzu wokugcina*. Zifake izinamba ukuze ziqondane nezinto ezenzeka endabeni. Manje sebenzisa izithombe ukuxoxa kabusha indaba.



Answers: (2) goals, coach, players, whistle, ball, vuvuzela (3) 2, 4, 1, 3
izimpendulo: (2) omagoli, umqeqeshi, abadlali, impempe, ibhola, vuvuzela (3) 2, 4, 1, 3

Running out of story ideas?
Visit www.nalibali.org or
www.nalibali.mobi for
articles and ideas to
encourage a love of reading
in your child, and to help
keep them hooked!



Ngabe uphelelwa imiqondo yezindaba?
Vakashela ku-www.nalibali.org
noma ku-www.nalibali.mobi ukuze
uthole okubhaliwe kanye nemiqondo
ezokhuthaza uthando lokufunda
enganeni yakho, futhi kuyisize
ukuthi igxile kukho!

Produced for Nal'ibali by the Project for the Study of Alternative Education in South Africa (PRAESA) and Tiso Blackstar Education. Translation by Dumisani Sibiya. Nal'ibali character illustrations by Rico.

Daily Dispatch

The Herald

Sunday Times

SW
Sunday
World



Drive your
imagination