



You can read anywhere!

May is Get-Caught-Reading Month! It's the month when we remind ourselves and others that reading is part of our daily lives. Reading for pleasure is something we can do anywhere and anytime!

Here are some ideas that communicate the "reading is part of our lives" message for you to try out this May.

1. Spend just 15 minutes a day reading storybooks aloud to your children. Make it a relaxed and enjoyable time. When your children realise that stories can be found in books, they will try to read for themselves. Good readers at school are often the children who read at home with family and friends.
2. Many parents and grandparents set aside a special time every day to read to their children or grandchildren. They

often choose to do this at bedtime, but some children may find it easier to concentrate at other times of the day. This month, try reading together at different times of the day, as well as at your usual time. For example, you could try reading to your children when you get home from work, after bath time, immediately after supper, or first thing after you wake up over a weekend!

3. Where do you usually read? What is the most unusual place you can think of to enjoy a book? This month try reading to your children in different places. Read to them on the way to school in the taxi or bus, or when they are in the bath. Over a weekend, when you have more time, go for a walk together in a park, at the beach or in the mountains, and take some books and a blanket with you. As you walk along, look out for a nice reading spot – then settle down on the blanket, relax and read!

4. Weave books and reading into the everyday conversations you have with friends, family and work colleagues. Start the conversation by talking about a book that you are enjoying at the moment or have enjoyed before. Then invite others to talk about what they are reading at the moment or have read recently.

5. The easiest way to encourage others to read, is simply by being a reading role model yourself – when you regularly read for enjoyment, you show others that reading is a worthwhile leisure activity. So, this May don't forget to get caught reading!

Let's use this month to encourage others to connect or reconnect with reading – whether that means reading a novel, a picture book, a biography, poetry, a blog, or just their favourite magazine or the sports pages in the newspaper!

U nga hlaya kwihi kumbe kwihi!

Mudyaxihi i N'hwetl ya Kumeka u ri Karhi u Hlaya! I n'hwetl leyi hi tšundzuxaka na ku tsundzuxa van'wana leswaku ku hlaya i xiphemu xa vutomi bya hina bya masiku hinkwawo. Ku hlayela ku tiphina i swin'wana swa leswi hi nga swi endlaka kwihi kumbe kwihi hi nkarhi wihi kumbe wihi!

Hileswi swin'wana switsundzuxo leswi vulavulaka hi hungu ra leswaku "ku hlaya i xiphemu xa vutomi bya hina" eka n'hwetl leyi ya Mudyaxihi.

1. Teka ntsena 15 wa timinsetse eka siku u hlaya buku ya ntsheketo u hlayela ehenhla eka vana va wena. Endla leswaku ku va na ntshamiseko naswona ku va nkarhi wo tiphina. Loko vana va wena va lemuka leswaku mitsheketo yi nga kumeka ebukwini, va ta ringeta ku ti hlayela hi vox. Vahlayi va kahle exikolweni hi vunyingi i vana lava hlayaka emakaya ni vandyangu na vanghana.
2. Vatswari na vakokwani votala va teka nkarhi wo karhi wo hlawuleka eka siku rin'wana na rin'wana ku hlayela vana na vatukulu. Va tala ku hlawula nkarhi wo etlela ku endla leswi, kambe vana van'wana va nga kota ku yingisela kahle eka nkarhi wun'wana wa siku. N'hwetl leyi, ringetani ku hlaya swin'we hi mikarhi yo hambana ya siku, na hi mikarhi ya ntlovelo. Xikombiso, u nga ringeta ku hlayela vana va wena loko u fika ekaya loko u huma entirhweni, endzhaku ko hlamba, loko ka ha ku hetlwa ku lalela, kumbe xosungula ku xi endla loko u pfuka emaheleni ya vhiki!
3. Xana u tala ku hlayela kwihi? Hi yihi ndhawu leyi nga tolavelekangiki leyi u ehleketaka leswaku u nga tiphina hi buku? N'hwetl leyi ringeta ku hlayela vana va wena eka tindhawu to hambana. Va hlayeli endleleni ya vona yo va exikolweni endzeni ka thekisi kumbe ebazini, kumbe loko

va ri endzeni ka bavhu. Emaheleni ya vhiki, loko u ri ni nkarhi wa kahle, fambani swin'we mi ya ephakini, eribuweni ra lwandle kumbe entshaveni, tekani tibuku na nkumba loko mi famba. Loko mi ri karhi mi famba, langutani ndhawu ya kahle yo hlayela eka yona – kutani mi andlala kumbe mi tshama ehansi, tshamisekani kutani mi hlaya!

4. Hlanganisa tibuku na ku hlaya ku va nchumu wa mabulu ya masiku hinkwawo eka vanghana, vandyangu na vatirhikuloni. Sungula mabulu hi ku vulavula hi buku leyi u tiphinaka ha yona kumbe leyi u nga tiphina hi yona eka nkarhi lowu nga hundza. Rhamba van'wana ku vulavula hi leswi va hlayaka swona eka nkarhi lowu kumbe leswi va swi hlayeke eka nkarhi lowu nga hundza ku nga ri wa khale.
5. Ndlela yo olova yo hlohotela van'wana ku hlaya, i ku va xikombiso xo va muhlayi wena – loko u tshamela ro hlayela ku tiphina, u kombisa van'wana leswaku ku hlaya i nchumu wa kahle wo hungasa hi wona. Hikwalaho, hi Mudyaxihi u nga rivali ku kumeka u ri ku hlayeni!

A hi tirhiseni n'hwetl leyi ku hlohotela van'wana ku tihlanganisa na ku tlhela va vuyela eka ku hlaya – leswi swi nga vula ku hlaya novhele, buku ya swifaniso, tsalwa ra vutomi bya munhu, swiphato, blogo, kumbe magazini leyi va yi rhandzaka kumbe mapheji ya mitlangu eka phephahungu!



Join us. Be a literacy role model.
Tihlanganiseni na hina. Va na xikombiso xa kahle xa litheresi.



Reading club corner

There are lots of days to celebrate in May. Rather than trying to focus on all of them, you could choose one or two and then plan reading club activities around them. Here are some ideas.

May	Get-Caught-Reading Month
6 May	World Laughter Day
13 May	Mother's Day
15 May	International Day of Families
16 May	Biographer's Day
25 May	Africa Day



- World Laughter Day (6 May):** In the week before World Laughter Day, encourage the children to find or make up their own jokes. Then, at the reading club meeting closest to World Laughter Day, invite them to tell their jokes to the group. Provide paper and crayons or pencil crayons, and let them write down their joke and draw a picture to go with it. Display all the jokes and encourage the children to read them over the next few weeks.
- Mother's Day (13 May):** At a reading club session before 13 May, let the children make Mother's Day cards to give to their mothers or the mother-figures in their lives. They could design their own cards or use the card template on page 3. On the day closest to Mother's Day, read the special Mother's Day story (*Mom's best vase*) on pages 13 and 15, and do the suggested activities on page 4.
- International Day of Families (15 May):** Invite the parents, grandparents, siblings and other family members of the reading club children to join you at the reading club session closest to 15 May. Read or tell a story about the importance of families to everyone and then invite family members to spend time reading stories and looking at books together.
- Biographer's Day (16 May):** Explain to the children that a biography is a book written by an author about someone else's life. (In the 2017 supplements, we featured two biographies: *Singing the truth* about Miriam Makeba and *Graça's dream* about Graça Machel.) Encourage the children to write their own biographies about a family or community member that they find interesting.
- Africa Day (25 May):** Read and tell stories, say poems and sing songs that have some connection to Africa! The stories, poems and songs could be about Africa, come from somewhere in Africa, or be created by someone who was born in Africa.



Ndhawu ya ntlawa wo hlaya

Ku na masiku yotala yo ma tlangela hi n'hwetl ya Mudyaxihi. U nga languti eka wona hinkwawo, kambe hlawula rin'we kumbe mambirhi kutani u kunguhata migingiriko ya ntlawa wo hlaya eka wona. Hi leswi swin'wana switsundzuxo.

Mudyaxihi	N'hwetl ya Kumeke u ri Karhi u Hlaya
6 Mudyaxihi	Siku ra Misava ro Hleka
13 Mudyaxihi	Siku ra Manana
15 Mudyaxihi	Siku ra Tinxakaxaka ra Mindyangu
16 Mudyaxihi	Siku ra Bayogirafi
25 Mudyaxihi	Siku ra Afrika



- Siku ra Misava ro Hleka (6 Mudyaxihi):** Hi vhiki leri landzaka Siku ra Misava ro Hleka, hlohotela vana ku lava na ku endla misawu ya vona. Kutani, eka nhlengetano ya ntlawa wo hlaya lowu landzaka vhiki ra Siku ra Misava ro Hleka, va rhambi ku endla misawu ya vona eka ntlawa. Va nyiki phepha na tikhirayoni kumbe tipensele ta tikhirayoni, kutani u va pfumelela ku tsala misawu ya vona kumbe va dirowa swifaniso leswi fambelenaka na swona. Kombisa misawu leyi hinkwayo naswona hlohotela vana ku hlaya misawu leyi eka mavhiki lawa ya landzaka.
- Siku ra Manana (13 Mudyaxihi):** Eka ntshamo wa ntlawa wo hlaya loko ku nga si fika ti 13 Mudyaxihi, pfumelela vana va endla makadi ya Siku ra Manana ku nyika vana wa vona kumbe lava hi xiyimo ku nga manana eka vutomi bya vona. Va nga endla makadi ya vona kumbe va tirhisa xikombiso xa khadi lexi nga eka pheji 3. Hi siku leri nga kusuhi na Siku ra Manana, va hlayeli ntsheketo wo hlawuleka wa Siku ra Manana (*Vheysi ya Manana leyo xonga*) eka mapheji ya 14 na 15, na ku endla migingiriko leyi nga ringanyetiwa eka pheji 4.
- Siku ra Tinxakaxaka ra Mindyangu (15 Mudyaxihi):** Rhamba vatwari, vakokwani, vamakwavo na swirho swin'wana swa ndyangu eka ntlawa wo hlaya ku va kona eka ntshamo wa ntlawa wo hlaya kusuhi na ti 15 Mudyaxihi. Hlaya na ku rungula ntsheketo hi nkoka wa ndyangu eka wun'wana na wun'wana naswona rhamba swirho swa ndyangu ku teka nkarhi va hlaya mitsheketo na ku languta tibuku swin'we.
- Siku ra Bayogirafi (16 Mudyaxihi):** Hlamusela vana leswaku bayogirafi i buku leyi tsariweke hi mutsari hi vutomi bya un'wana munhu. (Eka Switatisi swa 2017, hi hlawurile tibayogirafi timbirhi: *Singing the truth* hi Miriam Makeba na *Graça's dream* hi Graça Machel.) Hlohotela vana ku tsala tibayogirafi ta vona hi ndyangu kumbe xirho xa muakitiko lexi xi va tsakisaka.
- Siku ra Afrika (25 Mudyaxihi):** Hlaya na ku rungula mitsheketo, phata swiphato na ku yimbelela tinsimu leti fambelenaka na Afrika! Mitsheketo, swiphato na tinsimu ti nga ha vulavula hi Afrika, swi huma kun'wana laha Afrika kumbe swi endlile hi un'wana loyi a nga tswariwa laha Afrika.

NAL'IBALI ON RADIO!

Tune into the following radio stations to enjoy listening to stories on Nal'ibali's radio show!

- Ikwekwezi FM** on Monday, Wednesday and Friday at 9.45 a.m.
- Lesedi FM** on Monday, Tuesday and Thursday at 9.45 a.m.
- Ligwalagwala FM** on Monday to Wednesday at 9.10 a.m.
- Munghana Lonene FM** on Monday, Wednesday and Friday at 9.35 a.m.
- Phalaphala FM** on Monday to Wednesday at 11.15 a.m.
- RSG** on Monday to Wednesday at 9.10 a.m.
- SAfm** on Monday, Wednesday and Friday at 1.50 p.m.
- Thobela FM** on Tuesday and Thursday at 2.50 p.m., on Saturday at 9.20 a.m. and on Sunday at 7.50 a.m.
- Ukhozi FM** on Wednesday at 9.20 a.m. and on Saturday at 8.50 a.m.
- Umlhlobo Wenene FM** on Monday to Wednesday at 9.30 a.m.
- X-K FM** on Monday, Wednesday and Friday at 9.00 a.m.
- Motsweding FM** on Monday, Wednesday and Friday at 9.30 a.m.



NAL'IBALI EKA XIYANIMOYA!

Pfulela switichi swa swiyanimoya leswi landzelaka ku tiphina hi ku yingisela mitsheketo ya Nal'ibali eka nongonoko wa!

- Ikwekwezi FM** hi Musumbunuku, Ravunharhu na Ravuntlhanu hi 9:45 nimixo.
- Lesedi FM** hi Musumbunuku, Ravunharhu na Ravuntlhanu hi 9:45 nimixo.
- Ligwalagwala FM** hi Musumbunuku, ku fikela Ravunharhu hi 9:10 nimixo.
- Munghana Lonene FM** hi Musumbunuku, Ravunharhu na Ravuntlhanu hi 9:35 nimixo.
- Phalaphala FM** hi Musumbunuku, ku fikela Ravunharhu hi 11:15 nimixo.
- RSG** hi Musumbunuku ku fikela Ravunharhu hi 9:10 nimixo.
- SAfm** hi Musumbunuku, Ravunharhu na Ravuntlhanu hi 1:50 ninhlikanhi.
- Thobela FM** hi Ravumbirhi na Ravumune hi 2:50 nindzhengha, na hi Muggivela hi 9:20 nimixo na hi Sonto hi 7:50 ni mixo.
- Ukhozi FM** hi Ravunharhu hi 9:20 na hi Muggivela 8:50 nimixo.
- Umlhlobo Wenene FM** hi Musumbunuku ku fikela Ravunharhu hi 9:30 nimixo.
- X-K FM** hi Musumbunuku, Ravunharhu na Ravuntlhanu hi 9:00 nimixo.
- Motsweding FM** hi Musumbunuku, Ravunharhu na Ravuntlhanu hi 9:30 nimixo.

Celebrate our mothers!

Each year on the second Sunday in May, we celebrate how important mothers are in our lives. Follow the instructions below to make a Mother's Day card for your mother or the person who is like a mother to you.

Make a Mother's Day card

1. Cut out the hearts by cutting along the red lines.
2. Fold the hearts along the black dotted line.
3. Glue the two parts together.
4. On one side, draw a picture of you and the person you will give the card to.
5. Write your message to her on the other side. Remember to write your name at the end of your message.

Ku tlangela vamanana wa hina!

Lembe na lembe hi Sonto wa vumbirhi hi Mudyaxihi, hi tlangela nkoka wa vamanana lowu nga kona eka vutomi bya hina. Landzelela swileriso leswi nga laha hansi hi ku endla khadi ra Siku ra Manana u endlela mana wa wena kumbe munhu loyi a langutekaka a ri manana eka wena.

Endla khadi ra Siku ra Manana

1. Tsemeta timbilu hi ku tsema laha ku nga na nkhwanti wo tsemekatsameka.
2. Petsa timbilu hilaha ku nga na nkhwanti wa ntima lowu nga tsemekatsameka.
3. Namarheta swiphemu havumbirhi ka swona.
4. Hi tlhelo rin'wana, dirowa xifaniso xa wena na munhu loyi u faneleke ku n'wi nyika khadi.
5. N'wi tsaleli hungu eka tlhelo lerin'wana. Tsundzuka ku tsala vito ra wena emakumu ka hungu ra wena.



For a chance to win some Book Dash books, write a review of the story, *The lost laugh* (pages 7 to 10), and email it to team@bookdash.org, or take a photo and tweet us at [@bookdash](https://twitter.com/bookdash). Remember to include your full name, age and contact details.

Ku va ni nkateko wo tibukutela tibuku ta ka Book Dash, tsala nkambisiso hi ntsheketo lowu, *Xihleko lexi Lahlekeke* (mapheji ya 7 na 10), kutani u imeyilela eka team@bookdash.org, kumbe teka xifaniso kutani u hi thwitela eka [@bookdash](https://twitter.com/bookdash). Tsundzuka ku katsa mavito ya wena hinkwawo, vukhale na vuxokoxoko bya vuhlanganisi.

book
dash



Get story active!

Here are some ideas for using the two cut-out-and-keep picture books, *Thoko and a dog called Hope* (pages 5, 6, 11 and 12) and *The lost laugh* (pages 7, 8, 9 and 10), as well as the Story Corner story, *Mom's best vase* (pages 13 and 15). Choose the ideas that best suit your children's ages and interests.



Thoko and a dog called Hope

One day Thoko climbs up onto the shed in her backyard to look into her neighbours' backyards and she sees a neighbour being cruel to his dog. Thoko is very upset, but her art teacher helps her to sort out the problem.



- ✿ After you have finished reading the story, discuss the following questions together. Encourage your children to suggest reasons for their opinions.
 - ☉ What do you think of the way Thoko's neighbour was treating his dog?
 - ☉ Why do you think Mama and Gogo didn't do anything to help the dog next door?
 - ☉ If you saw someone treating an animal badly, what would you do? Who could you tell? If they didn't listen to you, what else could you do?
 - ☉ Do you think we should care about how the people around us treat other people and animals? Why or why not?
- ✿ Ask your children to think about what picture Thoko might have drawn of Hope at the end of the story and then suggest that they draw this picture.

The lost laugh

In this story, Spotty, the hyena, has lost his laugh. How did this happen? Where could it be? And can the other animals help him find it?



Write a review of this story and stand a chance of winning some books! See page 3 for details.

- ✿ As you read the book, discuss the story and pictures with your children. For example:
 - ☉ **Pages 2 and 3:** Why do you think the hyena's name is Spotty?
 - ☉ **Pages 4 and 5:** What part of the giraffe's body do you think this is? Why can't we see the rest of Giraffe's body?
 - ☉ **Pages 6 and 7:** Where is Hippo? What do you think she is doing?
 - ☉ **Pages 14 and 15:** How do you think Spotty knows that he will never lose his laugh again? Could you lose your laugh?
- ✿ Suggest that your children use paper plates, glue and recycled materials to make hyena masks.

Mom's best vase

Mother's Day story

Ashley and Ben have thought of a lovely surprise for Mother's Day ... except it turns into a disaster when their mother's favourite vase breaks! But, luckily Ashley's skill at doing jigsaw puzzles saves the day.



- ✿ Encourage your children to create pictures of a vase using small pieces of paper. Ask them to draw the outline of a vase with a thick koki or crayon on a large sheet of paper. Then let them take some pictures out of old magazines or newspapers and tear them up into small pieces of about 10 mm x 10 mm each. Show your children how to glue the small pieces of paper closely together inside the outline of the vase to complete their pictures.
- ✿ Have you ever tried to do something nice for someone else, but things did not go according to plan? Share your stories about what happened with your children.

Endla ntsheketo wu nyanyula!

Hi leswi swin'wana switsundzuxo swo tihisa tibuku timbirhi ta swifaniso leti u nga ti tsema u ti hlalisa, *Thoko na mbyana yo thyiwa Hope* (mapheji ya 5, 6, 11 na 12) na *Xihleko lexi Lahlekeke* (mapheji 7, 8, 9 na 10), ku katsa na ntsheketo wa le ka Ndhawu ya Mitsheketo, *Vheyisi ya Manana leyo xonga* (mapheji ya 14 na 15). Hlawula mianakanyo leyi fambisanaka na malembe na ku tsakela ka vana va wena.

Thoko na mbyana yo thyiwa Hope

Siku rin'wana Thoko a khandziye ehenhla ka mukhukhu lowu nga endzhaku ka yindlu ku vona endzhaku ka tindlu ta vaakelani va yena kutani a vona muakelani wa yena a ri karhi a xanisa mbyana ya yena. Thoko a khunguvanyekile swinene, kambe mudyondzisi wa yena wa vutshila u n'wi pfunile ku lulamisa xiphioqo lexi.

- ✿ Loko u hetile ku hlalisa ntsheketo, kanelani swivutiso leswi landzelaka swin'we. Hlohlotela vana va wena ku ringanyeta swivangelo swa mavonelo ya vona.
 - ☉ Xana u ehleketa yini hi ndlela leyi mukelani wa Thoko a khoma mbyana ya yena hi yona?
 - ☉ Hikwalaho ka yini Manana na Kokwani va nga endlanga nchumu ku pfuna mbyana ya muakelani?
 - ☉ Loko u vona un'wana a ri karhi a xanisa xifuwo swinene, u nga endla yini? U nga byela mani? Loko va nga ku yingiseli u nga endla yini swin'wana?
 - ☉ Xana u ehleketa leswaku hi fanele hi kombisa ku khumbeka hi leswi vanhu lava nga kusuhi na hina va khomisaka xiswona vanhu na swifuwo? Hikwalaho ka yini hi fanele ku khumbeka kumbe hikwalaho ka yini hi nga fanelanga ku khumbeka?
- ✿ Vutisa vana va wena leswaku hi xihi xifaniso lexi Thoko a nga va a xi dirowile hi Hope emakumu ka ntsheketo kutani u ringanyeta leswaku va dirowa xifaniso xexo.

Xihleko lexi Lahlekeke

Eka ntsheketo lowu, Spotty, N'wamhungubye, u lahlekeriwele hi xihleko xa yena. Xana swi endlise ku yini? Xana xi nga va xi ri kwihi? Naswona xana swiharhi leswin'wana swi nga n'wi pfuna ku xi kuma?

Tsala nkambisiso wa ntsheketo lowu kutani u nga ha va na nkateko wo tibukutela tibuku tin'wana! Vona eka pheji 3 ku kuma vuxokoxoko.

- ✿ Loko u ri karhi u hlalisa buku leyi, kanelani hi ntsheketo na swifaniso na vana va wena. Xikombiso:
 - ☉ **Mapheji ya 2 na 3:** Xana u ehleketa leswaku hikwalaho ka yini vito ra N'wamhungubye ri va Spotty?
 - ☉ **Mapheji ya 4 na 5:** Eka nhutlwa lexi i xirho muni emirini wa yona? Hikwalaho ka yini hi nga koti ku vona miri wa N'wanhutlwa wu helerile?
 - ☉ **Mapheji ya 6 na 7:** Xana u kwihi N'wampufu? Xana u ehleketa leswaku u endla yini?
 - ☉ **Mapheji ya 14 na 15:** Xana u ehleketa leswaku Spotty u swi tiva njhani leswaku a nge he lahlekeriwi hi xihleko xa yena nakambe? Xana u nga lahlekeriwa hi ku hleka ka wena?
- ✿ Ringanyeta leswaku vana va wena va tihisa tindyele ta maphepha, glu na leswi nga vuyelerisiwa ku endla masika wa N'wamhungubye.

Vheyisi ya Manana leyo xonga

Ntsheketo wa Siku ra Manana

Ashley na Ben a va ehleketa hi rirhandzu lero hlamarisa ra Siku ra Manana ... handle ka loko ro hundzuka siku ra khombo loko vheyisi ya manana leyo xonga yi nga fayeka! Kambe, nkateko wa kona vuswikoti bya Ashley byo endla phazele ya nhlanganiso wa swipetlu byi ponise siku leri.

- ✿ Hlohlotela vana va wena ku endla xifaniso xa vheyisi hi ku tihisa swiphemu swa swiphephaphephani. Va kombeli ku dirowa vuhandle bya vheyisi hi khokhi kumbe khirayoni yo bumbula eka phepha lerikulu. Kutani u va pfumelela ku susa swifaniso eka magazini ya khale kumbe phephahungu na ku ma handzula ma va swiphephani leswitsongo swo ringana 10 mm x 10 mm hi xin'we xin'we. Kombisa vana va wena ku namarheta swiphephani leswitsongo hi le ndzeni ka vuhandle bya vheyisi ku hetisisa swifaniso swa vona.

- ✿ Xana u tshama u ringeta ku endla xilo xin'wana xa kahle u endlela munhu wun'wana, kambe swilo swi nga humeleli hi ndlela yona yaleyo? Avelana leswi na vana va wena hileswi nga humelela.

Create TWO cut-out-and-keep books

1. Take out pages 5 to 12 of this supplement.
2. The sheet with pages 5, 6, 11 and 12 on it makes up one book. The sheet with pages 7, 8, 9 and 10 on it makes up the other book.
3. Use each of the sheets to make a book. Follow the instructions below to make each book.
 - a) Fold the sheet in half along the black dotted line.
 - b) Fold it in half again along the green dotted line.
 - c) Cut along the red dotted lines.



Endla tibuku TIMBIRHI hi ku tsema u tihlayisa

1. Susa pheji 5 ku fika eka pheji 8 eka xitatisi.
2. Maphepha ya mapheji ya 5, 6, 11 na 12 ma endla buku yin'we. Maphepha ya pheji 7, 8, 9 na 10 ma endla buku yin'wana.
3. Tihisa rin'wana na rin'wana ra maphepha lawa ku endla buku. Landzelela swileriso leswi nga laha hansi ku endla buku yin'wana na yin'wana.
 - a) Petsa phepha hi le xikarhi eka nkhwanti wa ntima lowu nga tsemekatsameka.
 - b) Petsa nakambe hi le xikarhi eka nkhwanti wa rihladza.
 - c) Tsema hi le ka nkhwanti wo tshwuka.

“But Mama says it is not our business,” Thoko explained.

“I understand what your Mama means,” said Belinda. “But animals can’t talk, so we must make sure that they do not suffer.” Thoko looked at her picture and tears came to her eyes. “Listen, Thoko,” said Belinda, “I’ll talk to Mama and Gogo about it. There must be something we can do for the poor animal.”

And there was.

Belinda explained to Mama that the Animal Rescue Service sends an officer to rescue dogs who are mistreated.

“Rescued dogs are fed and kept safely in kennels until someone who really loves dogs gives them a home,” explained Belinda.

But Mama was still worried. “What if the man finds out that we told the Animal Rescue people about his dog? He looks very nasty.”

“Don’t worry about that. The Animal Rescue team don’t tell bad people the names of good people who have reported them.”

“Kambe Manana va ti a hi mhaka ya hina,” ku hlamusela Thoko.

“Ndza swi twisisa leswi vutivaka hi Manana wa wena,” ku vula Belinda. “Kambe swifuwo a swi koti ku vulavula, hi fanele hi tyisisa leswaku swi nga xaniseki.” Thoko u langutle xifaniso kutani mihloti yi sungula ku khuluka. “Yingisela, Thoko,” ku vula Belinda, “Ndzi ta vulavula na Manana na Kokwani hi swona. Ku fanele ku va na leswi hi swi endlelaka xifuwo lexi.”

Naswona xi ve kona.

Belinda u hlamuserile Manana leswaku lava va Vukorhoketi byo Ponisa Swifuwo va rhumela mhunu ku ya ponisa timbyana leti xanisiwaka.

“Timbyana leti nga ponisiwa ti phameriwa na ku hlaysiwa eka tikhenele ku fikelala laha munhu loyi a rhandzaka timbyana hi ntiviso a ti nyika kaya,” ku hlamusela Belinda.

Kambe Manana a ha vilela. “Loko wanuna a kuma leswaku hi hina hi nga byela va Vukorhoketi byo Ponisa Swifuwo hi mbyana ya yena? U languteka a bihile mbilu swinene.”

“Mi nga vileli hi sweswo. Xipano xo Ponisa Swifuwo a xi byeli vanhu vo biha hi mavito ya vanhu va kahle lava va nga va mangalela.”




We publish what we like

Ntsheketo lowu wu tsariwe hi Niki Daly wu huma eka *Hooray! Thoko* lowu nga hangalasiwa hi Jacana Media naswona wa kumeka eka mavhengele ya tibuku na le ka inthanete eka www.jacana.co.za. *Hooray! Thoko* wa kumeka hi Xinghezi, Xibunu, Xiqhoza na Xizulu. Jacana yi hangalasa tibuku ta vahlayi lavatsongi hi tindzimi ta ximfumo ta khumen’we ta laha Afrika-Dzonga. Ku kuma matsalwa yo hlanya ya Jacana ya na eka www.jacana.co.za.

This story written by Niki Daly is from *Hooray! Thoko*, published by Jacana Media and available in bookstores and online from www.jacana.co.za. *Hooray! Thoko* is available in English, Afrikaans, isiXhosa and isiZulu. Jacana publishes books for young readers in all eleven official South African languages. To find out more about Jacana titles go to www.jacana.co.za.

© Jacana Media (World rights) Tel: 011 628 3200

Nal’ibali is a national reading-for-enjoyment campaign to spark and embed a culture of reading across South Africa. For more information, visit www.nalibali.org or www.nalibali.mobi



Nal’ibali i pfhumba ra rixaka ro hlanya ku tiphina ku tlhontlha ni ku simeka ntolovelo wo hlanya eAfrika-Dzonga hinkwaro. Ku kuma vuxokoxoko hi xitalo, endzela www.nalibali.org kumbe www.nalibali.mobi

Thoko na mbyana yo thyiwa Hope

Thoko and a dog called Hope



Ntsheketo hi Niki Daly
Story by Niki Daly



When winter came, the dog with no name lay on wet cement. It didn't even have energy to bark anymore. Thoko wondered how anyone could be so cruel as the neighbour who shouted at it, kicked it, and called it "Brak".

But it was no use talking to Mama or Gogo. Whenever she told them what she saw, they said, "Thoko, it is not our business."

Still, Thoko could not forget about the old dog. At art class she drew a picture of the poor animal. When Belinda asked about her picture, Thoko told the story of the dog with no name. "People are not allowed to be cruel to animals," Thoko," said Belinda.

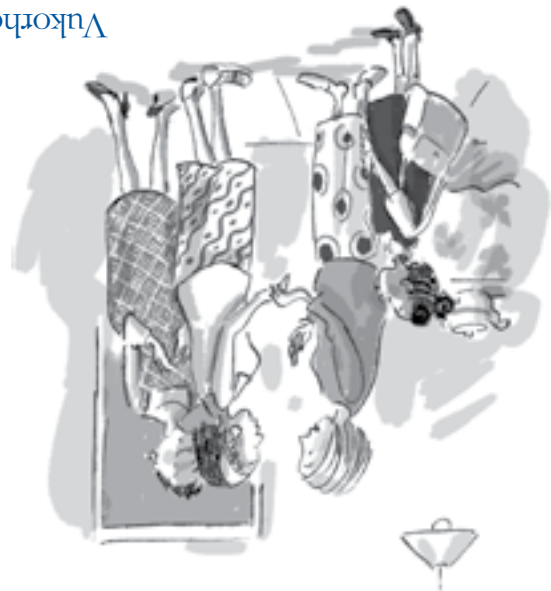


Endzaku ka yindlu ya ka va Thoko a ku ri na mukhukhu lowutsongo lowu Thoko a rhandza ku khandziya ehenhla ka wona. Loko a ri le henhla, Thoko a kota ku vona endzhaku ka yindlu ya vaakelani. Endzhaku ka yindlu ya muakelani loyi a ha ku fika, Thoko u vonile mbyana, yi bohiwile na beke hi xitambhyana.

yo pfumala vito.

Thiki leri landzelaka, xibebe lexi tsatweke "Vukothokeri byo Ponisa Swifuwo" xi yimile ehandle ka yindlu ya ka va muakelani lowo biha mbilu. Wanuna lonkulu loyi a ambale yunifomo u humile a kongoma erivantini ra le mahlweni ka yindlu ya muakelani. "Famba u ya vona leswi humelaka endzhaku ka yindlu, Thoko," ku hlevetela Kokwani.

Swifuwo ku tiva hi xiyimo xa mbyana leyi Vukothokeri byo Ponisa u ta pfumela va leswaku Belinda tekiwile xiboho xa Kutani ku "U nga karhateki," ku vula Belinda. "Ndzi tiyisile," ku vutisa Gogo. "Xana u tiyisile?"



From the kitchen, Mama and Gogo saw the rescue man gently place the dog with no name into the back of the bakkie. No sooner had they gone, when the police arrived.


Inside the house, they found stolen computers and arrested the nasty neighbour.

"Well, I'm glad that's the end of that!" sighed Gogo. But it wasn't quite the end ...

Belinda adopted the old dog with no name and called her Hope.

On some Saturdays Belinda takes Hope to the art centre where the children get to see how well she is looking. And Hope always goes to Thoko first.





“Please help me find my laugh, Monkey,”
said Spotty.
“How did you lose it?” asked Monkey.
“When I laugh, you can see my big teeth.
That makes everyone frightened,” said Spotty.
“Then I got sad and my laugh just disappeared.
I can’t find it anywhere.”

“Ndzi kombela u ndzi pfuna ku kuma
xihleko xa mina, N’wamfeneh,” ku vula Spotty.
“U xi lahile njhani?” ku vutisa N’wamfeneh.
“Loko ndzi hleka, u nga vona meno ya mina
lamakulu. Ma endla leswaku un’wana na un’wana
a chava,” ku vula Spotty. “Ndzi twile mbilu yi
vava loko xihleko xa mina xi nyamalala. A ndzi
xi kumi helo.”

Xihleko lexi Lahlekeke

The lost laugh

Karen Lilje


Michelle Preen

Wilna Combrinck

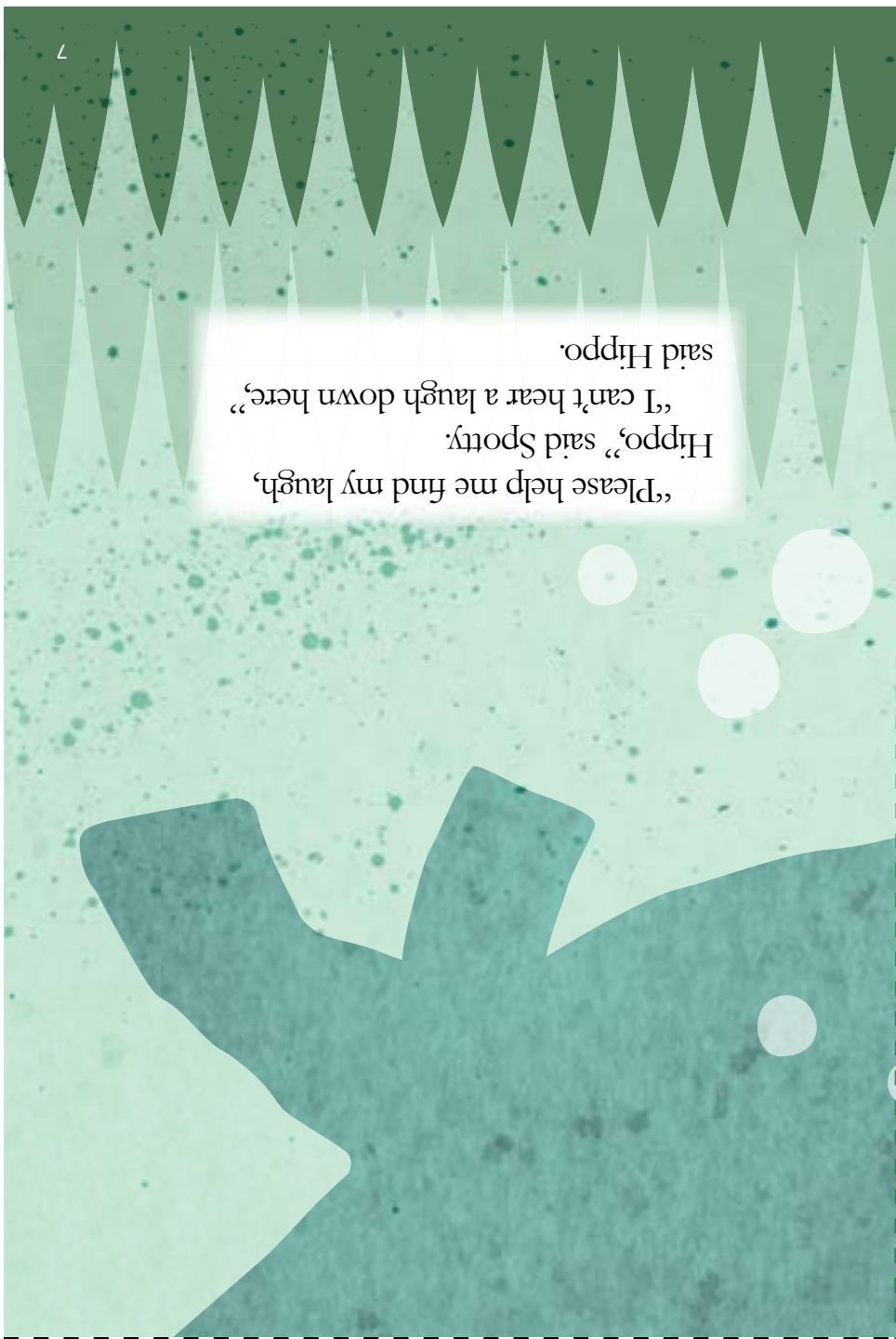
Lots more free books at bookdash.org



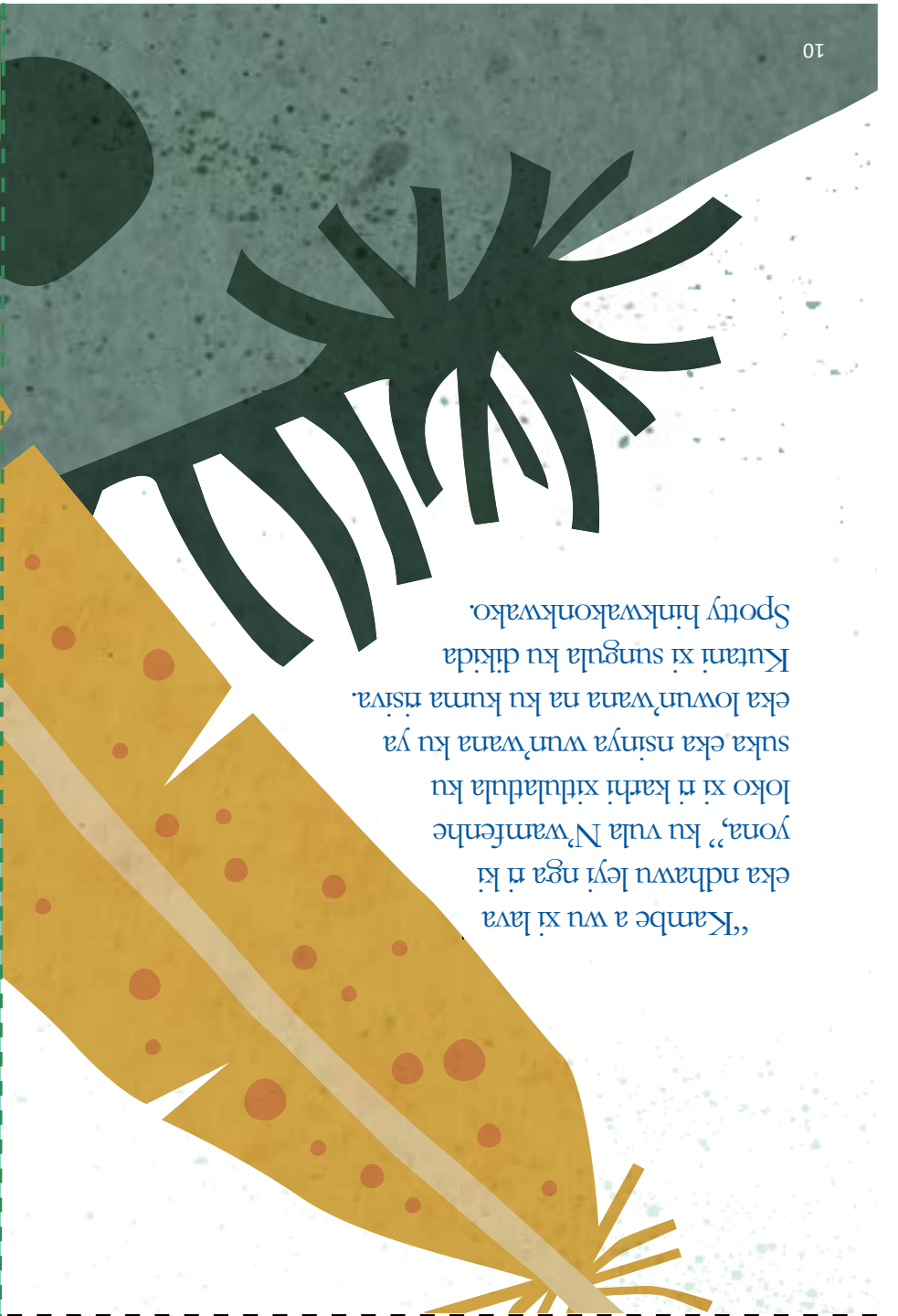
Nal'ibali is a national reading-for-enjoyment campaign to spark and embed a culture of reading across South Africa. For more information, visit www.nalibali.org or www.nalibali.mobi



Nal'ibali i pfhumba ra rixaka ro hlalala ku tiphina ku tlhontlha ni ku simeka ntlovelo wo hlalala eAfrika-Dzonga hinkwaro. Ku kuma vuxokoxoko hi xitalo, endzela www.nalibali.org kumbe www.nalibali.mobi



“Please help me find my laugh,
Hippo,” said Spotty.
“I can’t hear a laugh down here,”
said Hippo.



“Kambe a wu xi lava
eka ndhawu leyi nga ri ki
yona,” ku vula N’wamfenhe
loko xi ri kathi xitlulula ku
suka eka nsinya wun’wana ku ya
eka lowun’wana na ku kuma tsiva.
Kutani xi sungula ku dikida
Spotty hinkwakonkwako.

N’wamhungumbye, Spotty, a ri ni gome.
A lahlekeriwile hi xihleko xa yena.



“His laugh was inside him all the time.
I just made him happy and out it came,”
explained Monkey.

They all laughed and laughed so that
their teeth showed too.

“I’ll never lose my laugh again,” said
Spotty, the happy hyena.



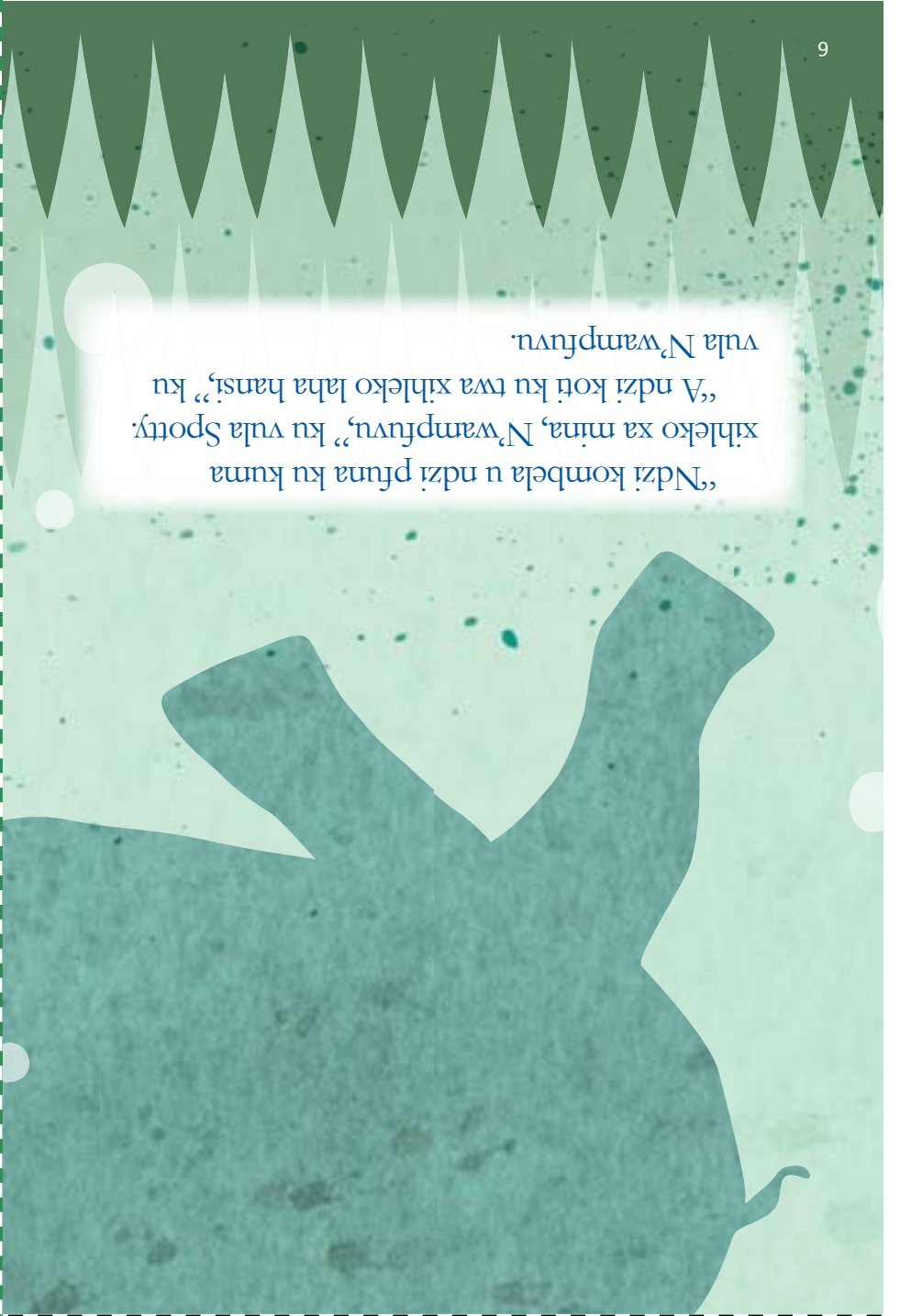


“But you were looking in the wrong place,” said Monkey as she hopped out of the tree and picked up a feather. Then she began to tickle Spotty all over.

“Xihleko xa yena a xi ri endzeni ka yena nkarhi lowu hinkwawo. Ndzi lo endla leswaku a tsaka kutani xihleko xona xi fika,” ku hlamusela N’wamfenhe.

Hinkwavo va hlekelerile lero na hleka ku fika laha meno ya vona ya nga vonaka.

“Ndzi nge lahlekeriwi hi xihleko xa mina na siku na rin’we,” ku vula Spotty, N’wamhungubye loyi a tsakile.



“Ndzi kombela u ndzi pfuna ku kuma xihleko xa mina, N’wamphvu,” ku vula Spotty. “A ndzi koti ku twa xihleko laha hansi,” ku vula N’wamphvu.

Spotty, the hyena, was very sad. He had lost his laugh.





“Please help me find my laugh,
Giraffe,” he asked.
“I can’t hear a laugh up here,”
said Giraffe.

“Ndzi kombela u ndzi pfuna ku kuma
xihleko xa mina, N’wanhutlwa,” a kombela.
“A ndzi koti ku twa xihleko laha henhla,”
ku vula N’wanhutlwa.



Hi switsongotsongo,
Spotty a sungula ku
n’wayitela, kutani endzhaku a
bulusa xihleko lexikulu, lexikulu
swinene. U hlekile lero na hleka ku
fikela laha a nga vumbuluka ehansi.
Hinkwaswo swiharhi swi sungula ku
hlekelela naswona. “Xana u xi kume kwihi
xihleko xa yena?” va vutisa.

Slowly Spotty started smiling, and then
he let out a big, loud laugh. He laughed and
laughed until he was rolling around on
the ground.

All the other animals started laughing too.
“Where did you find his laugh?” they asked.





“Are you sure?” asked Gogo.
“I’m sure,” said Belinda. “Don’t worry.”
So it was decided that Belinda would let the
Animal Rescue Services know about the dog with
no name.
The following week, a bakkie with “Animal
Rescue Services” written on it stopped outside the
nasty neighbour’s house. A big man in a uniform
got out
and went
up to the
neighbour’s
front door.
“Go and
see what’s
happening
around
the back,
Thoko,”
whispered
Gogo.



Ku suka exitangeni, Manana na Kokwani va vona wanuna wo ponisa a ngenisa mbyana yo pfumala vito kahle endzhaku ka xibebe. Hi xinkadyana loko va fambile, ku fika maphorisa.

Endzeni ka yindlu, va kumile tikhomphyutara leti nga yiviwa kutani va khoma muakelani lowa mbilu yo biha.

“Hayi, ndzi tsakisa hi ku i ku hela ka swona!” Ku vula Kokwani hi mbilu leyi weke. Kambe a ku va nga ku hela ka swona ...

Belinda u tekile mbyana leyo pfumala vito a yi thya vito ra Hope.

Hi Migqivela yin’wana Belinda a teka Hope a ya na yona eka ndhawu ya vutshila laha vana a va kota ku vona hilaha a yi languteka kahle hakona. Naswona Hope a yo tshamela ro ya eka Thoko kusungula.

Loko xixika xi fika, mbyana leyo pfumala vito a yi etlela esemendheni leyo gugela. A ya ha ti hava na matimba yo vukula. Thoko a hlamala leswaku swi ta njhani leswaku munhu a va na tihanyi to tani ku fana na muakelani loyi a yi holovela, a yi raha, na ku yi vula “Mabihani.”

Kambe a swi nga pfuni nchumu ku byela Manana kumbe Kokwani. Hambi loko a va byela leswi a nga swi vona, a va ku, “Thoko, a hi mhaka ya hina.”


Hambiswiritano, Thoko a nga yi tivali mbyana leya khale.

Eka tllasi ya vutshila u dirowe xifaniso xa mbuyangwani lowa mbyana. Loko Belinda a n’wi vutisa hi xifaniso xa yena, Thoko u n’wi byerile hi mhaka ya mbyana leyo pfumala vito.

“Vanhu a va pfumelerwi ku va na tihanyi eka swifuwo, Thoko,” ku vula Belinda.



In Thoko’s backyard stood a small pondok that Thoko loved to climb onto. From high up, Thoko could look into the neighbours’ backyards. In the new neighbour’s backyard, Thoko noticed a dog, tied to a packing case with a bit of rope.





She also noticed that when the old dog
barked, a man would come out of the house
and shout, “Shut up, Brak!” It didn’t even seem
to have a proper name. And if it didn’t stop
barking, the man would give it a kick.
Its bony body looked like an old brown sack
with holes in it. The skin around its neck where
the rope was tied looked raw. Thoko didn’t like
what she saw.
When she told Mama and Gogo about the
poor animal, Mama said, “Thoko, you shouldn’t
be spying on neighbours.”
“I agree,”
said Gogo.
“It’s better to
mind your own
business.”
But Thoko
felt sorry for
the old dog
with no name.



U kotile na ku
vona leswaku loko
mbyana leya khale
yi vukula, wanuna a
ta huma a huwelela
a ku, “Pfala nomo,
Mabihani!” A swi
tikomba leswaku yi
hava na vito ra yona.
Loko yi nga miyeli ku
vukula, wanuna ta yi raha.
Miri wa yona lowa marhambu a wu fana na
nkwama wa khale lowu nga na mimbhovo eka wona.
A ku vonaka ku tshwuka ka nyama enhan’wini laha
ntambhu yi nga bohiwa kona. Thoko a nga swi
tsakelanga leswi a swi voneke.

Loko a byela Manana na Kokwani hi mhaka ya
vusiwana bya xifuwo lexi, Manana u te, “Thoko, u nga
fambi u languta swilo swa vaakelani.”

“Na mina ndzi yima na wena,” ku vula Kokwani.
“Swi kahle ku languta timhaka ta wena.”

Kambe Thoko a twela mbyana leya
khale vusiwana.



“Xana u tiyisile?” ku vutisa Gogo.
“Ndzi tiyisile,” ku vula Belinda. “U
nga karhateki.”
Kutani ku tekiwile xibo ho xa leswaku Belinda u
ta pfumelela va Vukorhokeri byo Ponisa Swifuwo
ku tiva hi xiyimo xa mbyana leyi yo pfumala vito.
Vhiki lezi landzelaka, xibebe lexi tsatweke
“Vukorhokeri byo Ponisa Swifuwo” xi yimile
ehandle ka yindlu ya ka va muakelani lowo biha
mbilu. Wanuna lonkulu loyi a ambale yunitomo
u humile a kongoma etivantini ra le mahlweni ka
yindlu ya muakelani.
“Famba u ya vona leswi humelelaka endzhaku
ka yindlu, Thoko,” ku hlevetela Kokwani.

Around the back Thoko could see and hear
what was going on.

“See?” said the neighbour, trying to sound
nice, “I give my dog water and she has her own
place to sleep.” The rescue man bent down and
felt the dog’s bony body.

“This dog has been badly treated and is
starving. I’m taking her with me to look after,” he
said. “And I will also let the police know about the
boxes I’ve seen in your house.”

“What do you mean?” growled the man in his
nasty voice. “Those boxes are filled with my
old clothes.”

“Old clothes in new computer boxes?” said
the rescue man. “I don’t think so!”



Mom's best vase

By Helen Brain ✨ Illustrations by Heidel Dedekind



Ashley was busy doing a jigsaw puzzle when her big brother, Ben, came into the lounge.

"Tomorrow is Mother's Day," he said. "We should do something very special for Mom. Will you help me?"

Ashley clapped her hands. "Ooh yes, Ben. Are we going shopping?"

"No, I've already bought her a present. Do you want to come and see?"

Ashley followed her brother into the garage. On the bench, hidden under a sheet, was a beautiful wooden shelf in the shape of a heart.

"I thought we could paint it blue," Ben said.

"Ooh yes," Ashley said. "Blue is Mom's favourite colour. She's going to love her present."

Ben found two paintbrushes, and some sandpaper, and they got to work. First they sanded the shelf, then they painted a white undercoat and lastly they painted it a glossy bright blue. The shelf was beautiful.



"What are you two doing in there?" Mom asked when she came home from shopping.

"Nothing! Go away!" called Ben.

"It's a surprise," giggled Ashley.

That afternoon Mom went to the hair salon.

"Quick, Ashley," called Ben, "it's time to put up the shelf. Can you hold the screws and the screwdriver for me while I drill the holes in the wall? Don't lose the screws. I don't have any more."

Ashley held the screwdriver and screws tightly while Ben measured where the shelf would go on the wall. Then she blocked her ears while he drilled three holes.

"There we go," said Ben. "Now pass me the first screw." Carefully he screwed the shelf to the wall. "Now pass me the other two screws, Ashley," he said.

But Ashley could find only one screw. The other one wasn't in her pocket. It wasn't on the floor, or behind the couch. It was gone. It was almost 5 o'clock. Mom would be home any minute.

"Never mind," said Ben. "This will do for now. I'll buy another one in the week."

"What shall we put on the shelf?" asked Ashley.



"I think Mom's best vase that her granny gave her," said Ben. "And her favourite candlesticks."

"And the trophy I won at school for being the best at reading?" Ashley asked.

"Definitely," said Ben. "And the photo of Mom and me and you when you were a baby. She loves that picture."

Carefully they arranged Mom's special things on the shelf. Then Ben spread the sheet over the shelf so it was hidden.

A few minutes later Mom came home. "Hello, hello," Mom called. "What have you two been up to?"

"It's a surprise," giggled Ashley, "and you're not allowed to see what's behind the sheet."

"I'm very excited," said Mom. "I'm sure it's something wonderful."

"Do you promise you won't peep?" asked Ashley at bedtime.

Her mother tucked her up and gave her a kiss and a hug. "You are my best girl. I promise I won't even lift the corner of the sheet."

It was almost morning when Ashley was woken by a loud crash. She jumped out of bed. Ben and Mom were standing in the lounge, staring at a terrible mess on the floor.

"Oh no," cried Ben, "the shelf fell off the wall."

"Oh no," cried Ashley, "Mom's Mother's Day present is ruined."

"Oh no," cried Mom, "my favourite vase is broken into little bits."

Everyone was upset. Mom sat on the couch and tried not to cry.

"We'll clean it up," said Ben. "Mom, you go back to bed."

"Happy Mother's Day," said Ashley sadly.



Ben got the broom and swept up all the pieces of Mom's favourite vase. He was very upset. "Mom's granny gave her that vase and now it's broken." And he tipped the pieces into the rubbish bin. "We'd better go back to sleep too," said Ben to Ashley. "It's not waking up time yet."

Ashley looked at the shelf lying on the floor. It had been such a lovely present. Now they had nothing to give Mom when she woke up.

Ashley peered inside the rubbish bin. All the pieces of Mom's vase were there. Maybe she could use some glue and mend it? She picked up the bin and ran out to the garage. There on the shelf was a big pot of glue. She spread some newspaper on the workbench and emptied out the bin. There were so many pieces! How was she supposed to know which ones went where?



Continued on page 15.

Vheyisi ya Manana leyo xonga

Hi Helen Brain ✨ Mikombiso hi Heidel Dedekind

Ndhawu
ya mshheketo

Ashley a ri karhi a endla phazele hi ku hlanganisa swipetlupetlu loko boti wa yena, Ben, a fika ekamareni ro dzumbela kona.

“Mundzuku i Siku ra Manana,” a vula. “Hi fanele hi endla xa nchumu xo hlawuleka hi endlela manana. Xana u ta ndzi pfuna?”

Ashley a ba mavoko. “Yaaa ina, Ben. Xana hi ya eku xaveni?”

“Hayi, ndzi n’wi xaverile nyiko. Xana u lava ku ta u ta yi vona?”

Ashley u landzelerile makwavo ku ya egaraji. Eka bangi, leyi a yi tumebetiwe ehansi ka lapi, a ku ri na xelufu ya mapulanga yo saseka leyi a yi ri na xivumbeko xa mbilu.

“A ndzi ehleketa leswaku hi nga yi penda yi va ya wasi,” ku vula Ben.

“Oooh ina,” ku vula Ashley. “Wasi i muhlovo lowu Manana va wu rhandzaka. U ta rhandza nyiko ya yena.”

Ben u kumile tiburachi timbirhi to penda, na saniphepha, kutani va sungula ku tirha. Va sungula ku halela xelufu, kutani va penda hi muhlovo wo sungula wo bosa kutani ro hetisela va penda hi muhlovo wa wasi wo hatimela wu tlhela wu hatima. Xelufu a yi sasekile swinene.



“Xana n’wina vambirhi mi endla yini kwalaho?” Ku vutisa Manana loko a vuya emavhengeleni.

“A hi endli nchumu! U nga tshineli laha!” ku vula Ben.

“I xilo xo hlamarisa,” ku vula Ashley hi ku nkhwikwisela.

Hi ndzhenga wolowo Manana va yile esaluni.

“Hatlisa, Ashley,” ku vitana Ben, “i nkarhi wo hlanganisa xelufu. Xana u nga ndzi khomela mabawuti na xikurufudurayivha loko ndzi ri karhi ndzi boxa mimbhovo ekhumbini? U nga lahli mabawuti. Ndza ha ri hava man’wani mabawuti.”

Ashley a khomile xikurufudiriyivha na mabawuti a tiyisa loko Ben a ri karhi a pima laha xelufu yi faneleke ku va kona ekhumbini. Kutani a pfala tindleve loko a ri karhi a boxa mimbhovo minharhu.

“Ya, swi endla swona,” ku vula Ben. “Ndzi nyiketi bawuti ro sungula.” Hi vukheta a kurufela xelufu ekhumbini. “Sweswi ndzi nyiketi mabawuti lamambirhi, Ashley,” a vula.

Kambe Ashley a kuma bawuti rin’we. Lerin’wana a ri nga ha ri kona endzeni ka xikhwama xa yena. A ri nga ri kona ehansi, kumbe endzhaku ka byetlelo. A ri nyamalarile. A ku ri awara ya 5 ehenhla ka nhloko. Manana a nga vuya nkarhi wihi kumbe wihi.

“U nga vileli,” ku vula Ben. “Leri ri ta tirha swa sweswi. Ndzi ta xava rin’wana vhiki leri taka.”

“Xana hi ta veka yini eka xelufu?” ku vutisa Ashley.



“Ndzi ehleketa leswaku hi veka vheyisi ya manana leyo xonga leyi kokwani wa yena a nga n’wi nyika,” ku vula Ben. “Na lexi xo hoxa khandhlele lexi a xi rhandzaka.”

“Na sagwati leri ndzi nga ri kuma hikuva ndzi ve muhlayi wa kahle swinene?” ku kombela Ashley.

“I ntiyiso,” ku vula Ben. “Na xifaniso xa mina na Manana na wena loko wa ha ri n’wana. U rhandza xifaniso lexi.”

Hi vukheta va sungula ku lulamisa swilo swo hlawuleka eka xelufu. Kutani Ben a funengeta xelufu hi lapi ku yi tumbeta.

Endzaku ka nkarhinyana Manana a fika. “Ahee, ahee,” ku vula Manana. “Xana a mi endla yini n’wina vamvirhi?”

“I xihlamariso,” ku khwinkwisela Ashley, “a wu pfumeleriwi ku vona leswi nga laha ndzhaku ka lapi.”

“Ndzi tsakile swinene,” ku vula Manana. “Ndza tshemba leswaku i swilo swo hlamarisa swinene.”

“Xana wa tshembisa leswaku u nge hlomoteli?” ku vutisa Ashley hi nkarhi wo etlela.

Manana wa yena u nwi funengetile a n’wi ntswontswa na ku n’wi vukarha. “U nhwana wa mina wo xonga swinene. Ndza tshembisa leswaku a ndzi nga fununguli hambu ku ri katsongo eka lapi leri nga funengeta.”

A ri ya ekuxeni loko Ashley a pfuxiwa hi ku wa lokukulu. U tlule hi rivilo a chika emubedweni. Manana na Ben a va yimile ekamareni ro dzumba eka rona, va langute hansahansa leyi nga ehansi.

“Ohoo, hay’khona,” ku rila Ben, “xelufu yi wile ku suka ekhumbini.”

“Ohoo, hay’khona,” ku rila Ashley, “nyiko ya Manana ya Siku ra Manana yi onhakile.”

“Ohoo, hay’khona,” ku rila Manana, “vheyisi ya mina leyi ndzi yi rhandzaka yi fayelegile hi swiphemu.”

Hinkwavo a va hlundzukile. Manana va tshamile esofeni va ringeta ku tikhoma.

“Hi ta basisa,” ku vula Ben. “Manana, tlhelani mi ya etlela.”

“Mi va na Siku ra Manana ra ntsako,” ku vula Ashley hi rito ro twa ku vava.



Ben u tekile nkukulu kutani a kukula swipetlu swa vheyisi ya Manana leyi va yi rhandzaka. A hlundzukile. “Kokwani wa manana va va nyikile vheyisi kambe sweswi yi fayekile.” U hlanganise swipetlu a swi yisa ethinini ro chela malakatsa. “Swa antswa hi tlhelela eku etleleni,” ku vula Ben a byela Ashley. “Nkarhi wo pfuka a wu si fika.”

Ashley u langutile xelufu leyi a yi ri ehansi. A ku ri nyiko yo rhandzeka swinene. Kambe sweswi a va ri hava lexi a va ta nyika Manana loko a pfuka.

Ashley u langutile endzeni ka thini ra malakatsa. Swipetlu hinkwaswo swa vheyisi ya Manana a swi ri kona. Kumbexani a nga tirhisa glu ku tlhela a yi vumbetela? U tekile thini ra malakatsa kutani a tsutsumela egaraji. Eka xelufu a ku ri na poto lerikulu ra glu. U hangalasile maphephahungu yan’wani ehenhla ka bence ro tirhela na ku humesa hinkwaswo leswi a swi ri endzeni ka thini ra malakatsa. A ku ri na swipetlu swo tala! A ta swi tiva njhani leswaku hi swiwi swi fanelaka ku khoma kwihi?

✨ Swi ya emahlweni eka pheji 15.

From page 13.

"I see!" she exclaimed. "It's like a jigsaw puzzle. Lots of pieces that fit together. First I'll find all the ones with a straight edge. They must be the rim of the vase. And this big chunk here has a handle on it, so it must be the side. And there should be another handle – ah here it is."

When she had laid out all the pieces in the right order she began to glue them together. It was hard work. The glue stuck to her fingers, and she had to wait for the pieces to dry. It took ages.

At last the vase was finished. It wasn't *exactly* the same as the old one. This one had a funny lump on one side, and the rim was a bit skew, but Ashley knew Mom would hardly see the difference.

Ashley looked out of the window. The neighbour, Mrs Du Toit, was watering her vegetables. Mrs Du Toit was very clever and could make anything. Ashley ran over to the fence. "Please, can you lend me one screw and help me fix a shelf?" she asked, and then she told Mrs Du Toit the whole story.

"Of course," Mrs Du Toit said. "I'll come over at once."

Mom woke up at 9 o'clock. She was still very sad. She found Ashley fast asleep on the sofa, and a sheet covering something on the wall.

"What have you been doing all morning, Ashley?" she asked.

"Surprise!" yelled Ashley. "Happy Mother's Day. Your present is behind the sheet."



Ashley was so proud. Mom's vase wasn't exactly the same, but it still looked lovely on the new blue shelf.

Carefully Mom took the sheet off the wall. There was the blue shelf with the candlesticks, and the photo, and the trophy, and ... MOM'S BEST VASE.

Mom clapped her hands. "You glued it back together!" she exclaimed. "It's as good as new. It's better than new. It's the best present I ever got," she said, giving Ashley a big hug.

Ben also gave Ashley a hug. "You're very clever!" he said. "You've saved Mother's Day."

Ku suka eka pheji 14.

"Ndza swi vona!" a boxa. "Swi fana na ntlangu wo hlanganisa swipetlu swa phazele. Swipetlu swo tala leswi endlaka nchumu wun'we. Xosungula ndzi fanele ndzi kuma hinkwaswo leswi nga swa le makumu. Ku nga va ku ri vuhenhla bya vheyisi. Naswona ledyikulu laha dyi na xikhomo, ku fanele ku ri etlhelu. Naswona ku fanele ku va na xikhomo xin'wani – aaah hi lexi."

Loko a andlarile swipetlu hinkwaswo hi ku ya hi matshamelo ya swona u sungurile ku namarheta hi glu a swi hlanganisa. A wu ri ntirho wo tika swinene. Glu a yi namarhela etitihweni ta yena, naswona a fanele a yimela swipetlu swi oma. Swi teke nkarhi wo leha swinene.

Emaheteleleni vheyisi a yi herile. A yi fana *kwatsa* na vheyisi leya khale. Leyi a yi ri na lunda ro hlekisa hi le tlhelu, naswona hala ka nomo a ku voyamele tlhelu, kambe Ashley a swi tiva leswaku Manana a va nge koti ku vona ku hambana.

Ashley u langutile hi fasitere. Muakelani, Manana Du Toit, a ri karhi a cheleta matsavu. Manana Du Toit a tlarihile swinene naswona a kota ku endla swilo hinkwaswo. Ashley a tsutsumela ekusuhi na fense. "Ndza ku kombela, ndzi lombi bawuti na ku ndzi pfuna ku lunghisa xelufu?" a kombela, kutani a byela Manana Du Toit hinkwaswo leswi nga humelela.

"Ina," ku vula Manana Du Toit. "Ndzi ta namba ndzi ta sweswi."

Manana u pfukile hi nkarhi wa 9 ehenhla ka nhloko. A ha ri na gome swinene. U kumile Ashley a etelele byi phahile esofeni, na ku vona lapi ri funengetile swin'wana ekhumbini.

"A wu endla yini mpundzu lowu hinkwawo, Ashley?" a vutisa.

"Xihlamariso!" ku huwelela Ashley. "Mi va na Siku ra Manana ra ntsako. Nyiko ya wena yi le ndzhaku ka lapi."



Ben na yena u vukarhile Ashley. "U tlarihile swinene!" a vula. "U ponisile Siku ra Manana."

Ashley a tinyungubyisa swinene. Vheyisi ya Manana a yi nga fani ngopfu na leya khale, kambe a yi languteka yi sasekile eka xelufu leyintshwa ya wasi.

Hi vurhon'wani Manana u funungurile lapi ekhumbini. A ku ri na xelufu ya wasi na xo khoma makhandlele, na xifaniso, na sagwati, na ... VHEYISI YA MANANA LEYO XONGA.

Manana u bile mavoko. "U yi khomanisile yi vuyela evutshan'weni bya yona hinkwayo!" a hlamala. "Yi saseke onge i yintshwa. Yi kahle ku tlula leyintshwa. I nyiko yo saseka ku tlula leti ndzi nga tshama ndzi ti kuma," a hlamusela, a ri karhi a vukarha Ashley hi mbukarho lowukulu.

Nal'ibali fun

Swo tsakisa hi Nal'ibali

Can you imagine where these Nal'ibali characters got caught reading? In each block, draw the place where you think the children are reading.

Xana u nga anakanya hilaha swimunhuhatwa leswi swa ka Nal'ibali swi nga kumiwa ha kona swi ri karhi swi hlaya? Eka xibokisani xin'wana na xin'wana, dirowa ndhawu laha u ehleketaka leswaku vana va le ku hlayeni.



1.



2.



3.



4.



Looking for audio stories for your children? Visit www.nalibali.mobi and go to the "Audio stories & downloads" section for audio stories in different languages to play on your cellphone!



Visit us on Facebook:
www.facebook.com/nalibaliSA
Hi endzeli eka Facebook:
www.facebook.com/nalibaliSA

Xana u lava mitsheketo yo yingisela ya vana va wena? Endzela www.nalibali.mobi kutani u ya eka xiyenge xa "Audio stories & downloads" ku kuma mitsheketo yo yingisela hi tindzimi to hambanahambana leyi u nga yi chayisaka na le ka riqingho ra wena ra le nyongeni!

Produced for Nal'ibali by the Project for the Study of Alternative Education in South Africa (PRAESA) and Tiso Blackstar Education. Translation by Given J Hlongwani. Nal'ibali character illustrations by Rico.

Daily Dispatch

The Herald

Sunday Times

SW
Sunday
World