



Are you a read-aloud family?

Is your family a read-aloud family? In a read-aloud family, the adults make reading to their children for at least 15 minutes a day part of their daily routine. Why? Because reading aloud to children is the most important thing adults can do to develop children's literacy!

When we start reading aloud to children every day from birth, we prepare them for lifelong learning success. And when we keep reading to them – even when they can read for themselves – we continue to build on the solid foundation we have laid. Every time we read to children, we improve their learning advantage.

3 WAYS TO READ ALOUD

- Read the pictures.
- Read the words.
- Retell the story.



MAKE READING PART OF YOUR DAY!

Choose a time each day to read to your children.

- Before or after nap time
- After meals
- At bedtime


MAKE READING ALOUD ENJOYABLE!

- Put lots of expression into your voice as you read.
- Use different voices for different characters.
- Make up sound effects.
- Ask what might happen next before turning the page.
- Once you have finished reading, ask questions about the story that will help your children express their feelings and opinions, and encourage them to problem solve.



August is Women's Month in South Africa and we're celebrating women in this edition of the Nal'ibali Supplement! Here's what you'll find inside:

- How our story star, Mpumy Ndlovu, is making a difference in children's lives (page 2).
- Ideas on how to use reading, writing and drawing to celebrate Women's Month (page 4).
- A story about a strong woman – Miss Helen's magical world (starting on page 5).



Ngabe niwumndeni ofunda kuzwakale?

Ngabe umndeni wakho wumndeni ofunda kuzwakale? Emndenini ofunda kuzwakale, abadala bakwenza inqubo yosuku ukufundela izingane zabo okungenani imizuzu eyi-15 ngosuku. Kungani? Ngoba ukufundela izingane kuzwakale yinto ebaluleke kakhulu abadala abangayenza ukuthuthukisa ukufunda nokubhala kwezingane!

Uma siqala ukufunda kuzwakale ezinganeni nsuku zonke kusukela zizelwe, silungiselela izingane impumelelo yokufunda yempilo ende. Futhi uma siqhubeka sizifundela – ngisho nalapho sezikwazi ukuzifundela ngokwazo – siyaqhubeka nokwakha phezu kwesisekelo esiqinile esisibekile. Ngaso sonke isikhathi uma sifundela izingane, senza ngcono izinzuzo zazo zokufunda izifundo.

IZINDLELA EZI-3 ZOKUFUNDA KUZWAKALE

- Funda izithombe.
- Funda amagama.
- Xoxa indaba kabusha.

YENZA UKUFUNDA INGXENYE YOSUKU LWAKHO!

Khetha isikhathi osukwini ngalunye ukuze ufundele izingane zakho.

- Ngaphambili noma ngemuva kwesikhathi sesihlwathi
- Ngemuva kokudla
- Ngesikhathi sokulala



YENZA UKUFUNDA KUZWAKALE KUTHOKOZELEKA!

- Faka umdlandla omningi ochaza okuthile ezwini lakho ngesikhathi ufunda.
- Sebenzisa amazwi ahlukene kubalingiswa abehlukene.
- Yenza imisindo efanele.
- Buza ukuthi yini engase yenzeke ngokulandelayo ngaphambi kokuphenqa ikhasi.
- Nxa usuqedile ukufunda, buza imibuzo ngendaba ezosiza izingane zizwakalise imizwa nemibono yazo, bese uzikhuthaza ukusebenzisa amakhono okuxazulula izinkinga.



Drive your
imagination



IT STARTS WITH
A STORY.
KUQALA
NGENDABA
EXOXWAYO.

Story stars

Storyteller and TV actress, Mpumy Ndlovu, is a FUNda Leader. She is committed to changing children's lives through theatre and literacy. We spoke to her about how she is doing this.

Where did you grow up?

I was born and bred in the township of Umlazi in KwaZulu-Natal. It is the fourth largest township in South Africa, and the only township with its own car registration plate: NUZ!

Tell us about Umlazi.

Life in Umlazi is not easy. A high rate of AIDS-related deaths has led to many children being orphaned and having to be the head of their homes. These children often have to drop out of school and search for jobs to support themselves and their siblings. A shared love of the performing arts, reading and storytelling has helped keep the young people of Umlazi connected. I believe in the power of these things to uplift children.

What should childhood be like?

A child's place is on the playground, where they can play, explore and enjoy their childhood.

Tell us more about your passion for children.

I believe that "your child is my child". We are all responsible for the children around us. We need to become one big family working together to raise all our children. And all children deserve equal opportunities. No one's future should be determined by their background or where they were born. Every child should be allowed to dream because there is always potential for those dreams to come true, especially with community support.

How are you making a difference in children's lives?

In 2009, the young people of Umlazi set up a non-profit organisation which focuses on the performing arts and is dedicated to the children of our community. We started a project – *Dlala Mntwana* (isiZulu for "Play, Dear Child") – where children get to do what they do best: play. They also, often for the first time, experience a theatre performance aimed at sparking their imagination and curiosity. Then, with the support of our local library, we sign the children up for library cards to encourage them to read. I know that belonging to a library helped me so much as a child.

What should all adults do for children?

We must share whatever knowledge and skills we have with the next generation while we can. We must empower them through literacy. We must help them to imagine better prospects for themselves through stories and storytelling.



Mpumy Ndlovu

Abavelele ezindabeni

Ongumxoxi wezindaba nomlingisi kumabonakude, uMpumy Ndlovu, uyiFUNda Leader. Uzinikele ekuguquleni impilo yezingane ngeshashalazi (ithiyetha) kanye nokufunda nokubhala. Sikhulume naye ngokuthi ukwenza kanjani lokhu.

Wakhulela kuphi?

Ngazalelwa ngakhulela elokishini laseMlazi kwelaKwaZulu-Natali. Liyilokishi elingalesine ngobukhulu eNingizimu Afrika, futhi yilona lodwa ilokishi elinenambapuleti yalo: i-NUZ!

Ake usitshale ngoMlazi.

EMlazi impilo kayilula. Izinga eliphezulu lokufa kwabantu ngezifo ezihlobene nengculazi liholele ekutheni izingane eziningi zisale ziyizintandane futhi zibe yizinhloko zamakhaya azo. Lezi zingane imvamisa zizithola sezilaxaza isikole ziyofuna umsebenzi ukuze zikwazi ukuzondla zona kanye nezingane zakwabo. Ukwabelana ngobuciko

obudlalwayo, ukufunda nokuxoxa izindaba sekusize ukugcina abantu abasha baseMlazi bexhumene. Ngiyakholelwa emandleni alezi zinto okufukula izingane.

Ngabe ubungane kufanele bube njani?

Indawo yengane isenkundleni yokudlala, lapho ingadlala khona, ihlolise futhi ithokozele ubungane bayo.

Sitshale kabanzi ngentshisekelo yakho ngezingane.

Ngikholwa wukuthi "ingane yakho yingane yami". Sonke sin esibopho ngezingane eziseduze kwethu. Sidinga ukuthi sibe wumndeni owodwa omkhulu sisebenze ndawonye ukukhulisa zonke izingane zethu. Futhi-ke zonke izingane zifanelwe ngamathuba alinganayo. Alikho ikusasa lomuntu okufanele lilawulwe yimuva lakhe noma indawo lapho azalelwe khona. Yonke ingane kufanele ivunyelwe ukuthi iphuphe ngoba kuhlale kukhona amandla okuthi lawo maphupho abe yiqiniso, ikakhulukazi ngokusekelwa wumphakathi.

Uwenza kanjani umehluko empilweni yezingane?

Ngowezi-2009, abantu abasebancane baseMlazi basungula inhlango engenzi nzuzo yobuciko bokudlala noma ukulingisa kanti igxile ezinganeni zomphakathi wethu. Saqala iphrojekthi – *iDlala Mntwana* – lapho izingane zenza lokho ezikwazi ukukwenza kahle ngempela: ukudlala. Ziphinda futhi, imvamisa okokuqala ngqa, zithole ulwazi lwezeshashalazi okuhloswe ngalo ukukhanyisa kweso lengqondo nokulubalubela ukwazi. Emva kwalokho, ngokusekelwa wumtapo wezincwadi wasendaweni yethu, sibhalisa izingane ukuthi zithole amakhadi asemtatsheni wezincwadi ukuze sizikhuthaze ukuthi zifunde. Ngijazi ukuthi ukuba ngaphansi komtapo wezincwadi kwangisiza kakhulu ngiseyingane.

Yini okufanele bonke abadala bayenzele izingane?

Kumele sabelane nganoma yiluphi ulwazi namakhono esinakho nesizukulwane esilandelayo ngesikhathi sisakwazi ukukwenza. Kumele sizinike amandla ngokufunda nokubhala. Kumele sizisize zikwazi ukubona ngeso lengqondo ubuhle obuthile ngokwazo ngokusebenzisa izindaba nokuxoxa.

Go to www.nalibali.org to find out more about the FUNda Leader Programme. You'll also find our special *FUNda Leader Kick-off Kit* on our website. It's filled with ideas about how you can help to get South Africa reading. Download it today and get started!



FUNda
LEADER

Hamba ku-www.nalibali.org ukuthola okwengeziwe mayelana noHlelo lweFUNda Leader. Uzophinde uthole *iFUNda Leader Ikhiithi Yokuqalisa* kusizindalwazi sethu. Igcelele amasu ngokuthi ungasiza kanjani ukuthi iNingizimu Afrika ifunde. Ikiphe namuhla bese uyaqala njalo!

WIN!
WINA!



For a chance to win some Book Dash books, write a review of the story, *Miss Helen's magical world* (pages 5, 6, 7, 8, 11 and 12), and email it to team@bookdash.org, or take a photo and tweet us at [@bookdash](https://twitter.com/bookdash). Remember to include your full name, age and contact details.

Ukuthola ithuba lokuwina ezinye izincwadi zakwa-Book Dash, bhala iqoqa elihlaziya indaba ethi, *Umhlaba wezimanga kaNkosazana Helen* (amakhasi 5, 6, 7, 8, 11 nele-12), bese ulithumela nge-imeyili ku-team@bookdash.org, noma uthwebule isithombe bese uxhumana nathi ku-[@bookdash](https://twitter.com/bookdash). Khumbula ukufaka igama lakho eligcwele, iminyaka yobudala kanye neminingwane yokuxhumana.

Collect the Na'ibali characters

Cut out and keep all your favourite Na'ibali characters and then use them to create your own pictures, posters, stories or anything else you can think of!

About Gogo

Grandchildren: Neo, Mbali

Languages she speaks: isiZulu, isiXhosa, Sepedi, English and a little bit of French

Favourite things to do: reading, running a reading club on a Saturday afternoon for the children who live near her, and visiting friends

Favourite colour: yellow

Favourite snack: biscuits (with tea)

Stories she likes: romance novels and stories on the radio

Here's an idea ...

- ✂ Cut out and colour in the picture of Gogo. Write a title on the front cover of the book she is reading and then paste the picture on a large sheet of paper. Add other things to the picture to make it your own picture. Then write a caption for your picture.
- ✂ Write a few paragraphs of the story that Gogo is reading next to the picture of her.
- ✂ Keep the picture in a safe place and when you have collected all the Na'ibali characters, use them to create your own Na'ibali poster!



Qoqa abalingiswa bakwaNa'ibali

Sika ukhiphe bese ugcina bonke abalingiswa obakhonzile bakwaNa'ibali bese ubasebenzisa ukuzakhela izithombe, amaphosta, izindaba noma yini-ke okunye ongakucabanga okungokwakho!

Mayelana noGogo

Abazukulu: uNeo, uMbali

Izilimi azikhulumayo: isiZulu, isiXhosa, isiPedi, isiNgisi kanye nesincane nje isiFulentshi

Izinto akhonze ukuzenza: ukufunda, ukuphatha ithimba lokufunda ngoMgqibelo ntambama esiza izingane ezihlala eduze kwakubo, nokuvakashela abangani

Umbala awuthandayo: ophuzi

Isnekhi asithandayo: amabhisikidi (netiye)

Izindaba azithandayo: amanoveli othando kanye nezindaba ezixoxwa emsakazweni

Nawu umbono ...

- ✂ Sika ukhiphe bese ufaka umbala isithombe sikaGogo. Bhala isihloko ekhaveni engaphambili yencwadi ayifundayo bese unamathisela isithombe esiqeshini esikhulu sephepha. Yengeza ezinye izinto esithombeni ukuze usenze kube yisithombe sakho. Manje bhala umbhalo ochazachazayo ngaphansi kwesithombe sakho.
- ✂ Bhala izigaba ezimbalwa zendaba uGogo ayifundayo eduze kwesithombe sakhe.
- ✂ Gcina isithombe endaweni ephephile, kuthi uma usubaqoqe bonke abalingiswa bakwaNa'ibali, ubasebenzise ukuzakhela iphosta yakho yakwaNa'ibali!

Have you heard about the FUNda Sonke Loyalty Programme?

FUNda Sonke is a loyalty programme for everyone in the Na'ibali network. It's Na'ibali's way of saying "thank you" to those who have joined us in bringing the power of stories and reading to children. FUNda Sonke acknowledges the everyday heroes who generously volunteer their time to encourage and support reading in their communities. It is also a place for everyone to share their literacy experiences, successes and challenges, and to support one another.

FUNda Sonke encourages you to:

- ✓ take part in regular literacy-based challenges that earn you points
- ✓ share your challenges and successes
- ✓ stay motivated to continue your literacy journey.

FUNda Sonke members can take part in our monthly literacy challenges, which will earn them points. These points can be used for rewards like books, airtime, subscriptions to the Na'ibali Newspaper Supplement and special prizes. Join today and earn rewards while you are inspiring others!

How do I register?

1. To register, you need an email address and a password.
2. Go to www.nalibali.mobi and sign up by creating your profile.
3. You can start earning points as soon as you have joined the FUNda Sonke Loyalty Programme.



Uke wezwa ngeFUNda Sonke Loyalty Programme?

IFUNda Sonke uhlelo lokuhlomulisa bonke abasebenza kuhlelo xhumano lukaNa'ibali. Yindlela kaNa'ibali yokuthi "siyabonga" kulabo abahlanganyele nathi ekuletheni amandla ezindaba nokufunda ezinganeni. IFUNda Sonke ibongoza amaqhawe ansukuzonke anikela ngesikhathi sawo ukuba akhuthaze futhi eseke ukufunda emiphakathini yawo. Kuphinde kube yindawo yawo wonke umuntu yokwabelwana ngesipiliyoni sokufunda nokukwazi ukubhala, izimpumelelo nezinselele, kanjalo nokwesekana.

IFUNda Sonke ikukhuthaza ukuba:

- ✓ ube yingxenyi yokubhekana nezinselele ezihlale zikhona ekufundeni nasekubhaleni futhi ezikuhlomulela amaphuzu
- ✓ ukwabelana nabanye ngezinselele nezimpumelelo zakho
- ✓ ukuhlala unentshisekelo yokuqhubeka nohambo lwakho lokufunda nokubhala.

Amalungu eFUNda Sonke angabamba iqhaza ezinseleleni zethu zanyanga zonke zokufunda nokubhala, okuzobazuzela amaphuzu. La maphuzu angaphendulwa abe yizinzuzo ezifana nezincwadi, umoya wokufona, umnikelo wokuthola isithaselo sikaNa'ibali kanye nemiklomelo ekhethekile. Hlanganyela namuhla bese uthola imihlomulo ngesikhathi ufakela abanye ugqozi!

Ngibhalisa kanjani?

1. Ukuze ubhalise, udinga ikheli le-imeyli negamamfihlo lokungena.
2. Vakashela ku-www.nalibali.mobi bese usayinela ukungena ngokuzakhela iphrofayili yakho.
3. Ungaqala ngokuzizuzela amaphuzu lapho nje usujoyinile iFUNda Sonke Loyalty Programme.



Drive your imagination

Celebrate women!

In South Africa during August, we honour the role that women have played and still play in building democracy in our country. Here are some reading, writing and drawing activity ideas that you can use to create opportunities for children to think about the influence women have on their lives. Choose the ones that are best suited to your children's ages and interests.

- ★ Read the story, *Miss Helen's magical world* in this edition of the Nal'ibali Supplement and then find other stories about strong women to read during the month. (We have featured cut-out-and-keep books about women in past editions of the supplement. You can download them for free from the Nal'ibali website – www.nalibali.org. Look for these editions: 72, 113, 126, 128 and 142.)
- ★ Write a letter to a woman that you admire. (It can be someone you know or someone you have just read or heard about.) Tell her about the difference she has made in your life.
- ★ Write down all the words that come to mind when you think of strong women. Use these words, together with pictures from newspapers and magazines, and your own drawings to create a poster that shows your understanding of what it means to be a strong woman.
- ★ Write down favours for a woman in your life who inspires you and/or who you really appreciate. Cut up some paper or thin cardboard to make 10 blank cards that are about 10 cm x 4 cm big. Write a different favour on each card. (A favour can be something small, like: **Make a cup of tea every morning for a week**, or **Give a foot massage**, or anything else you know she will enjoy! Add one or two open favours, like: **Choose your own favour**.) Give the pack of favours to the woman you chose so that she can enjoy these favours during Women's Month.

Bungaza abesifazane!

ENingizimu Afrika ngoNcwaba sihlonipha iqhaza abesifazane abalibamba nabasalibambile ekwakheni intando yeningi ezweni lakithi. Nayi eminye imibono yemisebenzi yokufunda, ukubhala nokudweba ongayisebenzisa ukusungula amathuba okuthi izingane zicabange ngomthelela abesifazane abanawo empilweni yethu. Khettha leyo ehambisana kakhulu neminyaka yezingane zakho kanye nezikukhonzile.

- ★ Funda indaba, *Umhlaba wezimanga kaNkosazana Helen* kulolu shicilelo lweSithasielo sikaNal'ibali bese uthola ezinye izindaba ngabesifazane abanamandla ukuze nizifunde ngale nyanga. (Sifake izincwadi ozisika uzikhiphe bese uzigcina ezimayelana nabesifazane ezintshicilelweni ezedlule zesithasiselo. Ungakwazi ukuzikhipha mahhala kusizindlalwazi sikaNal'ibali – www.nalibali.org. Cinga lezi zintshicilelo: 72, 113, 126, 128 kanye 142.)
- ★ Bhala incwadi eya kowesifazane omhloniphayo. (Kungaba wumuntu omaziyo noma osanda kufunda noma osanda kuzwa ngaye.) Mtshele ngomehluko asewenzile empilweni yakho.
- ★ Bhala phansi wonke amagama afika engqondweni yakho ngenkathi ucabanga ngabesifazane abanamandla. Sebenzisa la magama, kanye nezithombe eziphuma kumaphephandaba nakumaphephabhuku, kanye nemidwebo yakho ukuze wakhe iphosta ekhombisa ukuqonda kwakho ukuthi kusho ukuthini ukuba ngowesifazane onamandla.
- ★ Bhala phansi okuthile okuhle wenzele owesifazane osempilweni yakho okukhuthazayo futhi/noma ombongayo ngokweqiniso. Sika amaphepha athile noma ikhadibhodi elincane ukwenza amakhadi angabhalwe lutho ali-10 anobukhulu ongabulinganisela ku-10 x 4 wamasentimitha. Bhala okuhle okwehlukile ekhadini ngalinye. (Okuhle kungaba yinto encane, njengokuthi: **Yenza inkomishi yetiye njalo ekuseni isonto lonke**, noma **Cumbaza izinyawo**, kumbe nanoma yini enye owazi ukuthi lowo muntu uzoyithokozela! Yengeza okuhle okuvulelekile kube kunye noma kube kubili, njengokuthi: **Khettha okwakho okuhle**.) Nikeza ipaki lobuhle kowesifazane omkhethile ukuze alithokozela ngale Nyanga Yabesifazane.



Create TWO cut-out-and-keep books

Little and big

1. Tear off page 9 of this supplement.
2. Fold the sheet in half along the black dotted line.
3. Fold it in half again along the green dotted line to make the book.
4. Cut along the red dotted lines to separate the pages.

Miss Helen's magical world

1. To make this book use pages 5, 6, 7, 8, 11 and 12.
2. Keep pages 7 and 8 inside the other pages.
3. Fold the sheets in half along the black dotted line.
4. Fold them in half again along the green dotted line to make the book.
5. Cut along the red dotted lines to separate the pages.



Zenzele ezakho izincwadi EZIMBILI ozozisika uzikhiphe bese uzigcina

Okuncane nokukhulu

1. Dabula ikhasi lesi-9 lalesi sithasiselo.
2. Songa iphepha libe nguhhafu ngokulandela umugqa wamachashazi amnyama.
3. Lisonge libe nguhhafu futhi ulandele umugqa wamachashazi aluhlaza okotshani ukuze wenze incwadi.
4. Sika ulandele imigqa yamachashazi abomvu ukwehlukanisa amakhasi.

Umhlaba wezimanga kaNkosazana Helen

1. Ukuze wenze le ncwadi sebenzisa amakhasi 5, 6, 7, 8, 11 nele-12.
2. Gcina ikhasi lesi-7 kanye nelesi-8 ngaphakathi kwamanye amakhasi.
3. Songa amaphepha abe nguhhafu ngokulandela umugqa wamachashazi amnyama.
4. Asonge abe nguhhafu futhi ulandele umugqa wamachashazi aluhlaza okotshani ukuze wenze incwadi.
5. Sika ulandele imigqa yamachashazi abomvu ukwehlukanisa amakhasi.



Drive your imagination





UHelen wayengathokozile.
Urina wayegula kakhulu, kanti
uyise wayenenhliziyo encane.
Waba yinkomo edla yodwa.
Abantu babecabanga ukuthi
akajwayelekile.
Ngosuku ashona ngalo unina
emhlabeni, uHelen wayeka
ikhandlela livutha eceleni
kombhede wakhe ubusuku
bonke. Ngosizo lwalokho
kukhanya okuncane, uHelen
wayezizwa engabesabi kangako
ubumnyama.

Helen was not happy. Her
mother was so ill, and her
father was so grumpy.
She kept to herself. People
thought she was strange.
The night her mother died,
Helen kept a candle burning
beside her bed all night. With
the help of that little light,
Helen didn't feel so afraid of
the dark.



Lots more free books at bookdash.org

Nal'ibali is a national reading-for-enjoyment
campaign to spark and embed a culture of reading
across South Africa. For more information, visit
www.nalibali.org or www.nalibali.mobi



UNal'ibali umkhankaso kazwelonke wokufundela
ukuzithokozisa wokokhela inhlansi nokuzinzisa
isiko lokufunda eNingizimu Afrika yonkana.
Ukuze uthole eminye imininingwane, vakashela
ku-www.nalibali.org noma ku-www.nalibali.mobi



Drive your
imagination

Miss Helen's magical world
Umhlaba wezimanga kaNkosazana Helen

Jacqui L'Ange • Wendy Morison • Nadene Kriel



Helen and Johannes got married. They
 travelled to many different towns, teaching
 and performing plays. Helen thought she
 might start a family, like her sisters had done.
 But it was not to be. She and her husband
 were always fighting.

UHelén wanyuma ukuthi ufuna ukukhanya empilweni yakhe. Waqala ngokugququla indawo emzungezile. Nokho wayedinga abasizi. Amadoda amathathu aphuma endaweni yalapho, uJonas Adams, Piet van der Merwe noKoos Malsas, benza izinto ayezicabanga ngeso lengqondo ngocingo kanye nosimende.

Helen decided she wanted brightness in her life. She began by changing the space around her. But she needed helpers. Three men from the village, Jonas Adams, Piet van der Merwe, and Koos Malgas, made the things she imagined out of wire and cement. She filled her back garden with interesting creatures. There were sphinxes and camels, mermaids and cats. And lots and lots of owls! She called it her camel yard. On the fence she made a wire sign. It said: “This is my world”.

About Miss Helen


Miss Helen's real name was Helen Martins. She was an artist who made her imaginary world real. A lonely woman living in a small town, she travelled to faraway places in her mind. She turned her home and garden into a magical creative space.

Now, Miss Helen's "Owl House" in Nieu Bethesda in the Eastern Cape, is a National Monument. Many people travel to her home every year to sit in her camel yard among the statues of pilgrims, mermaids, owls and other animals, and to walk through the glittering glass walls inside the house.

Mayelana noNkosazana Helen

Igama likaNkosazana Helen langempela kwakunguHelen Martins. Wayeyiciko elenza umhlaba walo weso lengqondo waba ngowempela. Njengowesifazane ohlala edolobheni elincane, wayehambela izindawo ezikude ngengqondo yakhe. Waphendula ikhaya lakhe nesivande sakhe kwaba yindawo yobuciko obumangazayo.

Manje, i-"Owl House" (Indlu kaSikhova) kaNkosazana Helen esaNieu Bethesda eMpumalanga Koloni, isiyiNdawo Yesizwe Yamagugu. Abantu abaningi bayahamba baye emzini wakubo njalo ngonyaka bayohlala egcekeni lakhe lekameli phakathi kwezichuse zabohambo olungcwele, amamemeyidi, izikhova nezinye izilwane, babuye bahambe phakathi kwezindonga ezinezingilazi ezikhazimulayo ngaphakathi endlini.




But when she closed her eyes for the last time, Miss Helen didn't see darkness. She saw the sun and the moon and the stars. She saw wise men and mermaids, camels and cats, acrobats and owls with big brown glittering glass eyes.

And we still stand here today, just the way she left us, in the garden she made, looking east.

Kodwa ngenkathi evala amehlo akhe okokugcina, uNkosazana Helen akabubonanga ubumnyama. Wabona ilanga nenyanga nezinkanyezi. Wayebona amadoda ahlakaniophile kanye namamemeyidi, amakameli namakati, abagwilingi (*acrobats*) nezikhova ezinamehlo ansundu engilazi akhazimulayo.

Kanti thina sisamile lapha namuhla, njengendlela asishiye siyiyo, esivandeni asenzayo, sibheke empumalanga.





Most of Helen’s nine brothers and sisters were grown up and gone by the time she arrived. But she still had her sisters, Annie and Alida. Helen didn’t have many friends in the village, but she didn’t mind. From the start, Helen did things differently from most people.

After her sisters left home, Helen lived alone with her parents. She loved her mother, but she hated her father. Everyone agreed he was a very strange man.

Her big sister Alida travelled all over the world. One day she sent Helen a postcard from Egypt. In her mind Helen saw princes and pyramids and camels in the sand.

Iningi labafowabo nodadewabo bakaHelen abayisishiyagalolunye lase likhulile futhi selihambile ngenkathi efika. Kodwa-ke wayesenabo odadewabo, u-Annie no-Alida. UHelen wayengenabo abangani abaningi endaweni le, kodwa wayengenandaba nalokho. Kusukela ekuqaleni, uHelen wayenza izinto ngendlela eyehlukile kweyabantu abaningi.

Ngemuva kokuba odadewabo behambile ekhaya, uHelen wayehlala yedwa nabazali bakhe. Wayezifela ngonina, kodwa wayemzonda uyise. Wonke umuntu wayevuma ukuthi uyise wayeyindoda engaqondakali.

Udadewabo omdala u-Alida wayevakasha umhlaba wonke. Ngolunye usuku wathumela uHelen iposikhadi eliphuma eGibhithe. Engqondweni yakhe, uHelen wayebona amakhosana amaphiramidi kanye namakameli ezihlabathini.

The garden grew and grew, until there was hardly space left for any more creatures.

Miss Helen was tired now. Her hands were stiff and sore. Her eyes were going blind from working with tiny bits of glass.

She wasn’t afraid of being alone, but she was still afraid of the dark. And her world was getting darker and darker. She knew that soon she wouldn’t be able to see anything at all.


Isivande sakhula, sakhula, kwaze kwaba wukuthi akusekho ndawo esele yokufaka ezinye izilwane.

UNkosazana Helen wayesekhathele manje. Izandla zakhe zase ziqinile futhi zibuhlungu. Amehlo akhe ayesevaleka ngenxa yokusebenza ngezicucwana zengilazi.

Wayengakwesabi ukuba yedwa, kodwa wayesabesaba ubumnyama. Kanti umhlaba wakhe wawuya ngokuya uba mnyama. Wayazi ukuthi kungekudala wayengasezukulubona lutho nhlobo.



incwadi encane,
incwadi enkulu.
Little book, big book.



imbuzi encane,
imbuzi enkulu.
Little goat, big goat.

Little and big Okuncane nokukhulu



Carole Bloch
Vian Oelofsen

Reproduced by kind permission of The Little Hands Trust and the Project for the Study of Alternative Education in South Africa (PRAESA). To find out more about PRAESA, go to www.praesa.org.za.

Ikhiqizwe kabusha ngomusa wemvume yabakwaThe Little Hands Trust kanye nabakwaProject for the Study of Alternative Education in South Africa (PRAESA). Ukuthola kabanzi ngabakwaPRAESA, iya ku-www.praesa.org.za.



Nal'ibali is a national reading-for-enjoyment campaign to spark and embed a culture of reading across South Africa. For more information, visit www.nalibali.org or www.nalibali.mobi



UNal'ibali umkhankaso kazwelonke wokufundela ukuzithokozisa wokokhela inhlansi nokuzinzisa isiko lokufunda eNingizimu Afrika yonkana. Ukuze uthole eminye imininingwane, vakashela ku-www.nalibali.org noma ku-www.nalibali.mobi



Drive your
imagination



Little hands, **big** hands.
Izandla ezincane,
izandla ezinkulu.


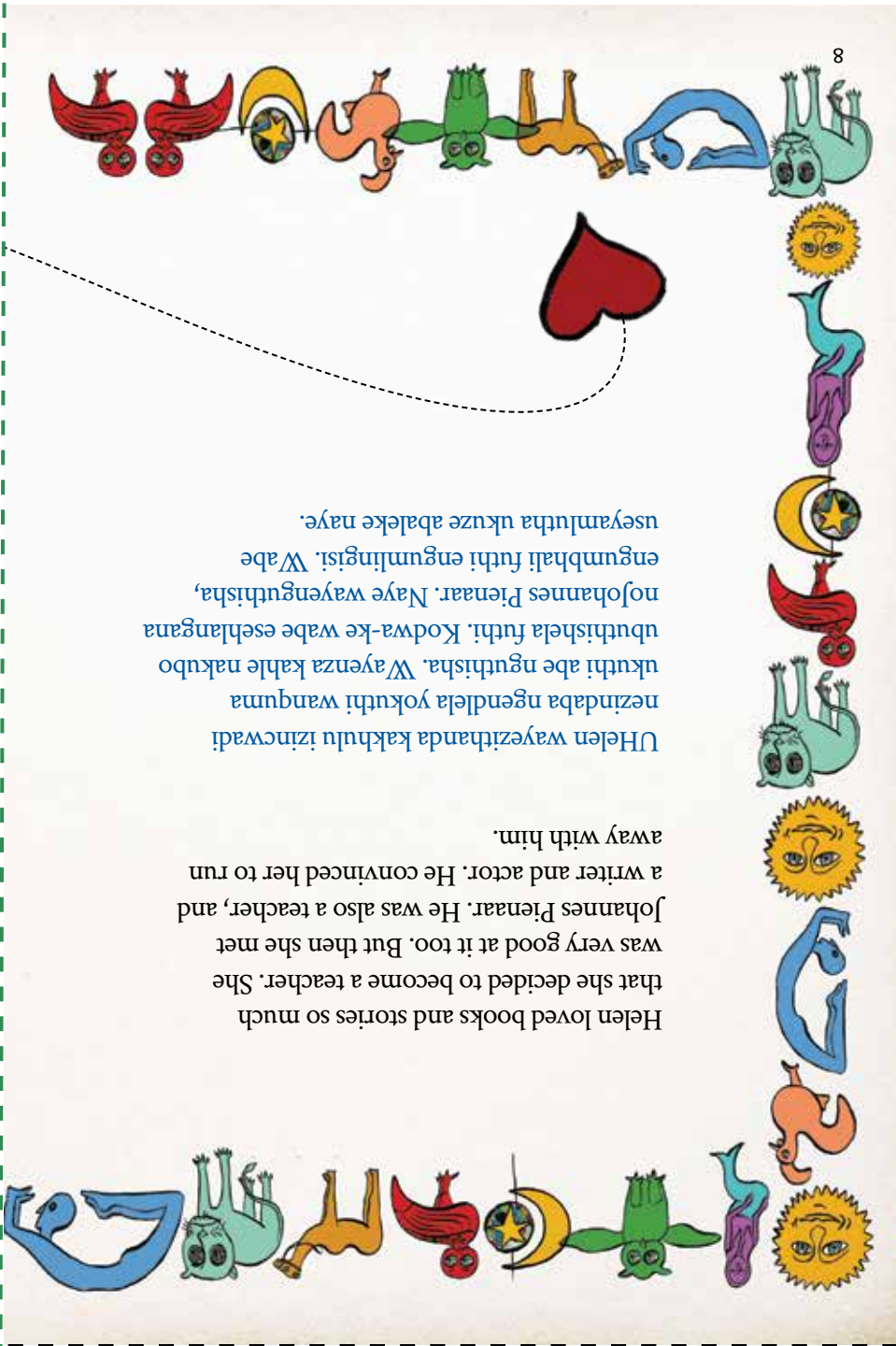
Little hat, **big** hat.
Isigqoko esincane,
isigqoko esikhulu.



Ukumamatheka okuncane, ukumamatheka okukhulu.



Little smile, **big** smile.




During the day Helen made sculptures. She also collected glasses and mirrors, candles and lamps. Anything that would shine. She put lanterns in every room. Mirrors caught and reflected the light. She covered the walls in tiny pieces of glittering glass so that the walls could shine too.

After Helen's father died, she had the house to herself. Each night she slept in a different room. She would always choose the one with the best view of the moon and the stars.

Emini uHelen wayenza imifanekiso eqoshive noma yokuxhunyiwe. Wayephinde aqoke izingilazi nezibuko, amakhandlela nezibani. Noma yini nje ekhanyayo. Wabeka amalantela egunjini ngalinye. Izibuko zazidonsa ziphinde zidulise ukukhanya. Wamboza izindonga ngezicucwana zengilazi ebenyazelayo ukuze izindonga lezo zikhanye nazo.

Ngemuva kokuthi uyise kaHelen eseshonile, wasala yedwa nendlu. Njalo ebusuku wayelala egunjini elehlukile. Wayehlale ekhetha leyo akwazi ukubona kahle kakhulu inyanga nezinkanyezi kuyo.



As she grew older, Helen read more stories of faraway places. She especially liked poems from Persia in the Middle East. She dreamed of visiting the ocean one day. She kept a seashell on her bedside table, and imagined she could hear the sound of waves inside it. But of course, owls were always her favourite things of all!

Ngesikhathi ekhula, uHelen wayefunda izindaba ngezindawo ezikude. Wayezithanda ngokukhethekileyo izinkondlo eziphuma ePheshiya eseMpumalanga Emaphakathi. Wayezibona esevakashele olwandle ngolunye usuku. Wabeka igobolondo lasolwandle etafuleni lakhe elaliseduze kombhede, futhi ezibona ngelengqondo ezwa umsindo wamagagasi ngaphakathi kwalo. Nokho phela, izikhova vele kwakuyizinto azikhonzile kunakho konke!

The people of Nieu Bethesda would walk past Helen's garden and marvel at the creatures in it. Some of the village children brought her glass bottles for her sculptures and called her "Miss Helen". She always thanked them with sweets. Others were not so friendly. They called her names and threw stones on her roof.

Miss Helen spent all her money on glass and cement. She lived on bread and black tea. In her diary she wrote: "In my loneliness I am happy."

Abantu baseNieu Bethesda babehamba badlule isivande sikaHelen bamangazwe yizilwane ezazikuso. Ezinye izingane zen dawo zazimlethela amabhodlela engilazi okwakha izithombe zakhe futhi zimbiza zithi "Nkosazana Helen". Wayehlale ezibonga ngamasawidi. Ezinye zazingenabungani kangako. Zazimbiza ngamagama anehlamba zibuye ziphonse namatshe phezu kopahla lwakhe.

UNkosazana Helen wayechitha yonke imali yakhe ethenga ingilazi nosimende. Wayephila ngesinkwa netiye elimnyama. Kudayari yakhe wabhala ukuthi: "Kumzwangedwa wami ngiyabulile."

Get story active!

Here are some activities for you to try. They are based on all the stories in this edition of the Nal'ibali Supplement: *Miss Helen's magical world* (pages 5, 6, 7, 8, 11 and 12), *Little and big* (pages 9 and 10) and *Nomsa's shopping list* (page 14).

Miss Helen's magical world

Helen Martins loved different coloured glass. She cut the glass into thousands of tiny pieces and then glued these to the walls inside her home to decorate them. Each room had walls of a different colour and when the sunlight shone on them, they glistened! Here's an easy way to use colour and light to decorate a window.

You will need:

- * wax paper (that we use to wrap sandwiches)
- * old crayons
- * a grater
- * an iron
- * some newspaper
- * scissors
- * Prestik



1. Stack about 10 sheets of newspaper one on top of the other. Place the stack on a table to protect the surface of the table.
2. On another sheet of newspaper, grate a few crayons. Keep the colours separate so that you have small piles of different colours.
3. Cut two sheets of wax paper to the same size – about the size of an A4 sheet of paper.
4. Lay one sheet of wax paper on top of the stack of newspaper with the waxy side facing upwards.
5. Sprinkle the grated crayons onto the sheet of wax paper. Make sure that you keep the colours separate.
6. Put the other sheet of wax paper on top, with the waxy side facing down.
7. Fold a few sheets of newspaper on top of the wax paper. Now iron it lightly until the crayon melts.
8. When the wax paper has cooled, draw a shape on one side and cut it out.
9. Use Prestik to stick the shape onto a window and watch how the light shines through it!



Yenza indaba ihlabe umxhwele!


Nayi eminye imisebenzi ongayizama. Isuselwa kuzo zonke izindaba ezikulolu shicilelo lweSithasiselo sikaNal'ibali: *Umhlaba wezimanga kaNkosazana Helen* (amakhasi 5, 6, 7, 8, 11 nele-12), *Okuncane nokukhulu* (amakhasi 9 nele-10) kanye nethi *Uhla lukaNomsa lokuzothengwa* (ikhasi le-15).

Umhlaba wezimanga kaNkosazana Helen

UHelen Martins wayethanda ingilazi enemibala eyahlukene. Wayesika ingilazi ibe yizicucwana eziyizinkulungwane bese ezinamathisela ezindongeni ngaphakathi ekhaya lakhe ukuze azihlobise. Ikamelo ngalinye lalinodonga olunombala owehlukile kanti kwakuthi lapho ilanga likhanya kuzo, zikhazimule! Nayi indlela elula yokusebenzisa umbala kanye nelambu ukhlobisa ifasitela.

Uzodinga lokhu:

- * iphepha lengcino (esilisebenzisa ukugoqa amasemithshi)
- * amakhrayoni amadala
- * igreyitha (isikhuhlo)
- * i-ayina
- * amaphephandaba athile
- * isikelo
- * iphrestikhi



1. Beka iziqephu zephepha lephephandaba ezibalelwa e-10, phezu kwezinye. Beka le nqwaba phezu kwetafula ukuze uvikele ingaphezulu letafula.
2. Kwesinye isiqephu sephephandaba, khuhlela amakhrayoni ambalwa. Beka imibala ngokwehlukana ukuze ube nezinqwatswana zemibala eyahlukene.
3. Sika iziqephu ezimbili zephepha lengcino elinobukhulu obulinganayo – elinobukhulu obucishe bulingane nephepha elingu-A4.
4. Beka phansi isiqephu sephepha lengcino phezu kwenqwaba yamaphephandaba uhlangothi olunamathelayo lubheke phezulu.
5. Vuvuzela amakhrayoni akhuhlwe esiqeshini sephepha lengcino. Qiniseka ukuthi ugcina imibala ngokwehlukana.
6. Beka esinye isiqephu sephepha lengcino ngaphezulu, ingxenye enamathelayo ibheke phansi.
7. Goqa iziqephu ezimbalwa zephephandaba phezu kwephepha lengcino. Manje zishise nge-ayina amakhrayoni aze ancibilike.
8. Uma ngabe iphepha lengcino selipholile, dweba isimo ohlangothini olulodwa bese usisika usikhiphe.
9. Sebenzisa iphrestikhi ukunamathisela isimo efasiteleni bese ubheka ukuthi ukukhanya kukhazimula kanjani!



Little and big

- * With your children, look closely at the pictures. Can they find the little and big things in each picture?
- * Look at the pictures again. With your children, tell the story that is shown in the bigger pictures. Encourage your children to give the characters names. Talk about what the goats are doing in each scene. Ask, "What would you do if some goats came along and disturbed you? What would you say to them?"
- * Staple a few blank pages together and let your children create their own books about the concepts "little" and "big" by writing and drawing their own pictures. Help younger children by writing the words they tell you for each picture. Let older children write what they want to. Encourage them to read their finished books to each other, and to you!

Okuncane nokukhulu



- * Unezingane zakho, bhekisisa izithombe. Bangakwazi ukuthola izinto ezincane nezinkulu esithombeni ngasinye?
- * Bheka izithombe futhi. Ukanye nezingane zakho, xoxa indaba ekhonjiswe ezithombeni ezinkulu. Khuthaza izingane zakho ukwetha abalingiswa amagama. Khuluma ngokwenziwa yizimbuzi esigcawini ngasinye. Buza, "Ubuzokwenzani ukuba izimbuzi ezithile zifikile zakuphazamisa? Ubuzothini kuzo?"
- * Qhanela ndawonye amakhasi ambalwa angabhalwe lutho bese uvumela izingane zakho zenze ezazo izincwadi ngamagama "okuncane" kanye "nokukhulu" ngokubhala nokudweba izithombe zazo. Siza izingane ezincanyana ngokubhala amagama ezikutshela wona ngaleso naleso sithombe. Vumela izingane ezindadlana ukuthi zibhale ezikufunayo. Zikhuthaze ukuthi zifundelane izincwadi zazo eziphothuliwe, zikufundele nawe!

Nomsa's shopping list

- * Talk about the story. Ask your children, "What do you think might have happened if Mandisa had been on her own when she lost the list? How could she have worked out what she had to buy?" Encourage your children to share as many different ideas as they can – there are no right or wrong answers!
- * Together with your children, write down the shopping list items from the story. Then write a list of all the different things you could make using these ingredients. Suggest that your children write down the recipe for the item they would most like to eat, and/or to draw a picture of it.



Uhla lukaNomsa lokuzothengwa

- * Khuluma ngendaba. Buza izingane zakho, "Nicabanga ukuthi ngabe kwenzekeni kuMandisa ukuba ubehamba yedwa ngenkathi elahlekelwa uhla? Ubezokhumbula kanjani ukuthi yini obekufanele ayithenge?" Khuthaza izingane zakho ukuba zixoxe ngemibono eminingi ngokunokwenzeka – azikho izimpendulo ezilungile nezingalungile!
- * Ngokuhlanganyela nezingane zakho, bhalani uhlu lwezinto ezizothengwa niluselwa ezintweni ezisendabeni. Emva kwalokho bhalani uhlu lwezinto ezahlukene eningazenza nisebenzisa lezi zithako. Phakamisa ukuthi izingane zakho zibhale phansi isu lokupheka le nto ezingathokozela kakhulu ukuyidla, futhi/noma zidweba isithombe sayo.



Drive your imagination



Nomsa's shopping list

By Cicely van Straten ■ Illustrations by Vian Oelofsen



Nomsa was watching her big sister, Mandisa, make a necklace.

Their mother called from the kitchen, "Mandisa, please go to the shop for me. Here is the shopping list."

Mandisa read the shopping list, "Bread, margarine, peanut butter, apricot jam, flour, eggs, sugar, milk, tea and salt. I'll need two bags for all this."

Nomsa hopped up and down. "Can I come too? Please can I come?" She had some money saved. She loved the big round orange sweets at the shop.

"Do you have to?" Mandisa sighed. She was twelve and Nomsa was six and sometimes she got tired of her little sister tagging along behind her. "You'll have to help me carry the shopping then."

"I will, I will!" promised Nomsa. "Read the list again, I want to hear what we have to get."

"Bread, margarine, peanut butter, apricot jam, flour, eggs, sugar, milk, tea and salt," read Mandisa as Nomsa counted the items on her fingers. Ten items, one for each finger. Nomsa could not read yet, but she was good at remembering things.



The sisters went out into the street.

The wind was blowing! It flapped their clothes and it sent the litter in the street racing and tumbling around their feet. As they passed the hair salon in Mrs Ngubane's garage they saw Fezeka and Phumla having their hair braided. Mrs Ngubane was very clever at braiding. Fezeka and Phumla were Mandisa's best friends.

"Yoh, you look good!" Mandisa said when she went into the hair salon to look at the new style in braiding. It was very smart.

"You're wearing a new shirt," Mandisa said to Fezeka. She bent over and felt the material between her fingers. "Where did you find this?"

Nomsa sighed. She wanted to get to the shop quickly. But all Mandisa thought about these days was clothes and hair and shoes.

"I love your new necklace, Phumla!" said Mandisa bending over to touch her friend's new necklace. Then, oh-oh! The wind snatched the shopping list out of Mandisa's hand! It flew away over the wall, then over the roof next door. It was gone, gone, gone! Absolutely and completely gone!

"Now I'm in trouble," said Mandisa as she put her hand over her mouth. "I'll have to go home and ask Mama for a new list and she'll be cross!"

"You don't have to! I can remember the shopping list," said Nomsa hopping up and down. "I can remember everything." She held up her hands and counted the items on her ten fingers. Each finger was something from the shopping list. "Bread, margarine, peanut butter, apricot jam, flour, eggs, sugar, milk, tea and salt!" she said.

Mandisa looked surprised. "Well done, Sisi! I'm glad you came with me. Let's get to the shop quickly and buy those things. Otherwise Mama is going to be cross."

When they got to Mambhele Cash Store, Mandisa asked for all the things that Nomsa had remembered on her ten fingers and she put the things in the shopping bags. Nomsa stared at the big bottle of orange sweets and the bottle of jelly babies near the till. She took her money out and gave it to Mandisa. She pointed at the sweets she wanted and Mandisa bought them. Mandisa added a red lollipop as well.

"That's for saving me from getting into trouble," said Mandisa. "I know you like red lollipops."

They each carried a shopping bag home and Nomsa sucked her red lollipop.

At home, they unpacked the shopping bags on the kitchen table and Mandisa asked, "Mama, can I make pancakes for supper tonight?" She knew Nomsa loved pancakes.

"Yes," said their mother. "I have a lot of school work to mark this afternoon. It would really help me if you made supper."

Together Nomsa and Mandisa mixed flour, eggs, milk, sugar and a little salt for pancakes. They let the mixture stand for an hour. Then they made pancakes and pancakes and more pancakes. The kitchen smelt so good!

When Papa came home, he went straight to the kitchen. "My nose is telling me that we are having pancakes for supper! And I see that my two daughters are the cooks. What are you going to put inside them?" he asked.


"There's some mince left over from yesterday. We can use that," said Mandisa.

"And there's also apricot jam. Apricot jam is my favourite in the whole world!" said Nomsa hopping up and down.

"Mine too," said Papa and he laughed.

When Mama came into the kitchen, she clapped her hands. "Well done, my daughters!" she said.

The pancakes were delicious. "I can remember the ingredients for the recipe," Nomsa said. She held up her hand and counted them on her five fingers, "Flour, eggs, milk, sugar and a little salt!"



Her father laughed and patted her shoulder. "My clever little girl!" he said. "Maybe I should use my fingers to remember things too!"



Uhla lukaNomsa lokuzothengwa

Ikhona lezindaba



NguCicely van Straten ■ **Imidwebho nguVian Oelofsen** ■ **Ihunyushwe uMalungi Mbhele**

UNomsa wayebukele udadewabo omdala, uMandisa, akha umgexo.

Unina wamemeza esekhishini, "Mandisa, ngicela ungiyele esitolo. Nalu uhla lwezinto ozozithenga."

UMandisa walufunda uhla lokwakuzothengwa, "Isinkwa, imajarini, ibhotela lamantongomane, ujamu wamabhilikosi, ufulawa, amaqanda, ushukela, ubisi, itiye nosawoti. Ngizodinga izikhwama ezimbili zokufaka konke lokhu."

UNomsa wagxumagxuma. "Ngingahamba nawe? Ngicela ukuhamba nawe bandla?" Kwakunemali ayeyibekile. Wayezifela ngamaswidi amakhulu angamagaqa asawolintshi ayedayisa esitolo.

"Sikhona kodwa isidingo?" washo ebubula ngokunengwa uMandisa. Wayeneminyaka eyishumi nambili kanti uNomsa yena wayeneminyaka eyisithupha futhi kwesinye isikhathi wayedinwa ngudadewabo omncane owayelokhu elandela emva kwakhe. "Kuzodingeka ukuba ungisize-ke ukuphatha izimpahla."

"Nakanjani, nakanjani!" kwethembisa uNomsa.

"Ngicela uphinde ufunde uhla futhi, ngifuna ukuzwa ukuthi yini okufuneka siyithenge."

"Isinkwa, imajarini, ibhotela lamantongomane, ujamu wamabhilikosi, ufulawa, amaqanda, ushukela, ubisi, itiye nosawoti," kufunda uMandisa ngenkathi uNomsa ebala izimpahla ngeminwe yakhe. Izinto eziyishumi, eyodwa ngomunwe ngamunye. UNomsa wayengakakwazi ukufunda, kodwa wayebukhali ekukhumbuleni izinto.



Izelamani zamantombazane zaphumela emgwaqweni. Umoya wawuvunguza! Wabhakuzisa izingubo zawo wakhukhula nodoti emgwaqweni wayodlula ezinyaweni zawo. Lapho bedlula esaloni lezinwele egalaji likaNkk Ngubane babona uFezeka noPhumla belukwa izinwele. UNkk Ngubane wayekhaliphe kabi ekwelukeni izinwele. UFezeka noPhumla kwakungabangani bakaMandisa abakhulu.

"Hawu, naze nabahle!" uMandisa washo lapho engena esaloni ukuze abone kahle lesi sitayela esisha sezinwele. Sasisihle kakhulu.

"Ugqoke ihembe elisha," kwasho uMandisa kuFezeka. Wagoba wathinta indwangu yakhona eyihlikhla phakathi kweminwe yakhe. "Uyitholephi-ke lena?"

UNomsa wabubula ngokucasuka. Wayefuna ukufika esitolo masishane. Kodwa ukuphela kwento eyayibusa ingqondo kaMandisa kulezi zinsuku kwakuyizingubo zokugqoka nezinwele nezicathulo.



"Ngiyawuthanda umgexo wakho omusha, Phumla!" kwasho uMandisa egoba ukuze athinte umgexo omusha womngani wakhe. Kusenjalo, maye! Umoya wahlwitha uhla lukaMandisa esandleni sakhe! Lwaphephuka lwayoshona ngaleya kobonda, naluya phezu kophahla lwakwamakhelwane. Kwaphela kanjalo, lwanamalala unomphele! Hambiyane, lahlekiyane kanjalo nje!

"Ngaze ngasengingeni," kwasho uMandisa ebeka isandla emlonyeni wakhe. "Kuzodingeka ngiphindele ekhaya ngicela uMama enze uhla olusha, kodwa uzothukuthela kabi!"

"Asikho isidingo salokho! Ngiyakhumbula ukuthi bekunani ohlwini," kwasho uNomsa egxumagxuma. "Ngikhumbula konke." Waphakamisa izandla zakhe wabala izinto eminweni yakhe eyishumi. Umunwe ngamunye wawungokuthile okwakusohlwini lokwakuzothengwa. "Isinkwa, imajarini, ibhotela lamantongomane, ujamu wamabhilikosi, ufulawa, amaqanda, ushukela, ubisi, itiye nosawoti!" kusho yena.

UMandisa wabukeka emangele. "Wenze kahle, Sisi! Ngaze ngajabula ukuthi uhambe nami. Asiphuthume esitolo masishane siyozithenga lezi zinto. Kungenjalo uMama uzothukuthela."

Uma befika eMambhele Cash Store, uMandisa wacela zonke izinto ezazikhunjulwa uNomsa eminweni yakhe eyishumi wazifaka ezikhwameni zokuthenga. UNomsa wayelokhu egqolozele ibhodlela elikhulu lamaswidi asawolintshi nelinye lama-jelly babies eduze kwesisefo semali. Wakhapha imali yakhe wayinika uMandisa. Wakhomba amaswidi ayewafuna uMandisa wamthengela. UMandisa wathenga nama-lollipop abomvu futhi.

"Ngikupha lokhu ngoba ungisindise enkingeni," kusho uMandisa. "Ngiyazi ukuthi uthanda ama-lollipop abomvu."

Lowo nalowo wathwala isikhwama sokuthenga kwayiwa ekhaya, uNomsa elokhu encela i-lollipop yakhe.

Ekhaya, bakhapha izimpahla ababezithengile bazibeka etafuleni lasekhishini uMandisa wabe esebuzi kunina wathi, "Mama, ngingawenza ama-pancake esidlo sakusihlwa namhlanje?" Wayazi ukuthi uNomsa wayezithandela ama-pancake.

"Yebo," kwasho unina. "Nginomsebenzi wesikole omningi okufanele ngiwmake namhlanje ntambama. Kungangisiza kakhulu ukuthi nenze isidlo sakusihlwa."

Bendawonye uNomsa noMandisa baxuba ufulawa, amaqanda, ubisi, ushukela nosawoti omncane benza ama-pancake. Bayibeka inhlama yahlala isikhathi esingangehora. Base benza ama-pancake, ngama-pancake, namanye futhi ama-pancake. Ekhishini kwakunuka kamnandi kanjani!

Uthe lapho uBaba efika ekhaya, waqonda ngqo ekhishini. "Ikhala lami lithi sizodla ama-pancake ngesidlo sakusihlwa! Futhi ngiyabona ukuthi amadodakazi ami yiwona angabapheki. Nizofakani phakathi kuwona?" ebuza.


"Kuneminsi esale izolo. Singasebenzisa yona," kwasho uMandisa.

"Kukhona nojamu wamabhilikosi. Ujamu wamabhilikosi ngiwukhonze ngaphezu kwakho konke!" kwasho uNomsa egxumagxuma.

"Nami futhi," kwasho uBaba ehleka.

Lapho uMama engena ekhishini, washaya izandla. "Nenze kahle, madodakazi ami!" kusho yena.

Ama-pancakes ehla esiphundu. "Ngiyazikhumbula izithako zeresiphi," kwasho uNomsa. Waphakamisa izandla zakhe wazibala eminweni yakhe emihlanu, "Ufulawa, amaqanda, ubisi, ushukela nosawoti!"



Uyise wahleka wabe esemmbambatha ehlombe. "Hawu ndodakazi yami encane ekhaliphile!" kusho yena. "Mhlawumbe nami kufanele ngisebenzise iminwe yami ukukhumbula izinto!"



Nal'ibali fun

Okokuzithokozisa kwakwaNal'ibali



1. Spot the difference!

Can you find **6** differences between these two pictures?

A



Khomba okungumehluko!

Ungakwazi ukuthola okuwumehluko okuyisi-**6** phakathi kwalezi zithombe ezimbili?

B



2. Be a word detective!

Use these clues to find the words in the cut-out-and-keep book, *Miss Helen's magical world*.

- A South African province _____
- A South African town _____
- A country _____
- A bird _____
- Two more animals _____
- Two girls' names _____
- Something made from wax that you light _____
- Something you eat _____
- These are found in the sea _____
- Two feelings _____
- Something you use to build with _____
- Something you can see yourself in _____
- Two things that are human-made that give light _____
- Three things you find in the sky _____

Answers: 2.a. Eastern Cape, b. Nieu Bethesda, c. Egypt/Persia, d. owl, e. camel, cat, f. any two: Helen, Annie, Alida, g. candle, h. bread/sweets, i. waves/shells, j. any two: happy, grumpy, afraid, k. cement, l. mirror, m. any two: candle, lamp, lantern, n. sun, moon, stars



Yiba wumphenyi wamagama!

Sebenzisa okokukusiza uthole impendulo ukuze uthole amagama encwadi oyisika uyikhiphe bese uyigcina, *Umhlaba wezimanga kaNkosazana Helen*.

- Isifundazwe saseNingizimu Afrika _____
- Idolobha laseNingizimu Afrika _____
- Izwe _____
- Inyoni _____
- Ezinye izilwane ezimbili _____
- Amagama amabili amantombazane _____
- Into eyenziwe ngengcina ethambile ekhanyiswayo _____
- Into ethile oyidlayo _____
- Lezi zitholakala olwandle _____
- Izinzwa ezimbili _____
- Into oyisebenzisayo ukwakha _____
- Into okwazi ukuzibona kuyo _____
- Izinto ezimbili ezenziwe ngabantu ezinikeza ukukhanya _____
- Izinto ezintathu ozithola esibhakabhakeni _____



Izimpendulo: 2.a. iMpumalanga Koloni, b. iNieu Bethesda, c. iGibithi/Pheshya, d. isikhova, e. ikamel, ikati, f. nomoya yibaphi ababali: uHelen, u-Annie, u-Alida, g. ikhanda/ela, h. isinkwa/amaswidli, i. amagagasi/amagagabobolondo, j. nomoya yikuphi okubili: ijabuli, nenhliziyo encane, esaba, k. usimende, l. isibuko, m. nomoya yikuphi okubili: ikhanda/ela, ilambu, isibani, n. ilanga, inyanga, izinkanyezeli

Nal'ibali is here to motivate and support you. Contact us by calling our call centre on **02 11 80 40 80**, or in any of these ways:

UNal'ibali ulapha ukukhuthaza nokukusekela. Thintana nathi ngokushayela inombolo yesikhungo sethu ethi **02 11 80 40 80**, noma enye yalezi zindlela:



www.nalibali.org



www.nalibali.mobi



[nalibaliSA](https://www.facebook.com/nalibaliSA)



[@nalibaliSA](https://twitter.com/nalibaliSA)



[@nalibaliSA](https://www.instagram.com/nalibaliSA)



info@nalibali.org

Produced by The Nal'ibali Trust and Tiso Blackstar Education. Translation by Dumisani Sibiyi. Nal'ibali character illustrations by Rico.

Daily Dispatch

The Herald

Sunday Times

Sowetan
IN THE KNOW ON THE MOVE.



Drive your
imagination

