



Travel with stories

Books don't just have words and pictures in them. They are filled with adventure – new places to go and new people to meet! One way you and your children can travel to new places every day, is through reading stories together. Some of the places you'll travel to may be imaginary, while others may be real. Either way, your children will learn lots without even realising it!

Hahlaula ka dipale


Dibuka ha di na mantswe le di tshwantsho feela ho tsona. Di tletse le tshibollo – dibaka tse ntjha tseo o ka yang ho tsona le batho ba batjha bao o ka kopanang le bona! Tsela e nngwe eo wena le bana ba hao le ka etelang dibaka tse ntjha kamehla ka yona, ke ka ho bala dipale mmoho. Tse ding tsa dibaka tseo le ka hahlaulang ho tsona e ka nna ya eba tsa boinahanelo feela, ha tse ding e le tsa nnete. Ho dife kapa dife, bana ba hao ba tla ithuta ho hongata ntle le ho elellwa seo!

BENEFITS OF READING STORIES ABOUT NEW PLACES

1. Some stories about new places may have words from other languages in them, so you could learn how to say things in another language.
2. Stories can show us how people from different places are similar and different to us at the same time! No matter how different our daily lives are, we are all the same in some ways. We all need to be loved and to love, and we all need a safe place to live and enough food to eat.
3. Some stories introduce you to new things you might want to try! Reading about new foods or games may encourage you to try them. Or, reading a story set in a place different to where you live, may make you want to travel there one day!
4. Stories about nature help us see how all living things work together to keep our planet alive. They take us to places we sometimes forget about as we lead our busy lives.

MELEMO YA HO BALA DIPALE TSE MABAPI LE DIBAKA TSE NTJHA

1. Dipale tse ding tse mabapi le dibaka tse ntjha di ka nna tsa eba le mantswe a tswang dipuong tse ding ho tsona, kahoo o ka nna wa ithuta kamoo o ka bitsang dintho tse itseng ka puo e nngwe.
2. Dipale di ka re bontsha kamoo batho ba tswang dibakeng tse fapaneng ba tshwanang le ho fapana le rona ka teng ka nako e le nngwe! Ho sa natswe hore maphelo a rona a kamehla a fapane hakae, bohle re a tshwana ka ditsela tse itseng. Bohle re hloka ho ratwa le ho rata, mme bohle re hloka sebaka se bolokehileng seo re ka phelang ho sona le dijo tse lekaneng bakeng sa ho ja.
3. Dipale tse ding di o tsebisa dintho tse ntjha tseo o ka nngang wa batla ho di leka! Ho bala ka dijo kapa dipapadi tse ntjha ho ka o kgothaletsa ho di leka. Kapa, ho bala pale e etseditsweng sebakeng se fapaneng le seo o dulang ho sona, ho ka nna ha o etsa hore o batle ho etela sebaka seo ka tsatsi le leng!
4. Dipale tse mabapi le tlhaho di re thusa ho bona kamoo diphedi tsohle di sebitsang mmoho ka teng ho boloka polanete ya rona e phela. Di re isa dibakeng tseo ka nako e nngwe re di lebalang ha re ntse re tswela pele ka maphelo a rona a kamehla.




Are you looking for stories to share with your children? We've got lots of free stories in different South African languages! Visit www.nalibali.org.

Na o batlana le dipale tseo o ka di abelanang le bana ba hao? Re na le dipale tse ngata tsa mahala ka dipuo tse fapaneng tsa Afrika Borwa! Etela ho www.nalibali.org.

Stories that take you places

Some of the kinds of stories that let your mind travel, are:

- ★ stories set in parts of South Africa that you have never visited
- ★ stories written by authors from other African countries
- ★ stories set long ago when the world around us was very different to how it is today
- ★ fantasy stories set in magical places.



Drive your
imagination

Dipale tse o isang dibakeng tse itseng

E meng ya mefuta ya dipale tse etsang hore keello ya hao e hahlaule, ke:

- ★ dipale tse etseditsweng dikarolong tsa Afrika Borwa tseo o esokang o di etela
- ★ dipale tse ngotsweng ke bangodi ba tswang dinaheng tse ding tsa Afrika
- ★ dipale tse entsweng mehleng ya kgale ha lefatše le re potapotileng le ne le fapane le kamoo dintho di leng kajeno
- ★ dipale tsa boinahanelo tse etseditsweng dibakeng tsa mehlolo.



IT STARTS WITH
A STORY.
HO QALA
KA PALE.

Get creative!

Have you ever used puppets to tell a story? Using puppets is a great way to get children involved in retelling stories that they know, and can also help them make up their own stories! And there are other benefits for children too.

Here are some of the benefits of using puppets for storytelling as well as ideas for easy ways to make puppets with children.

5 benefits of using puppets

When you and your children use puppets to tell stories, it:

- ✓ stimulates their imagination and encourages them to be creative
- ✓ helps increase their confidence to speak to others
- ✓ develops their language and vocabulary
- ✓ gives them practice at working with stories, which helps them when they read and write stories
- ✓ helps them learn how to work together with others.



Iqapele!

Na o kile wa sebedisa diphapete ho pheta pale? Ho sebedisa diphapete ke tsela e ntle ya ho etsa hore bana ba be le seabo ho pheteng hape dipale tseo ba di tsebang, mme hape ho ka ba thusa ho iqapela dipale tseo e leng tsa bona! Hape ho na le melemo e meng bakeng sa bana.

Ena ke e meng ya melemo ya ho sebedisa diphapete bakeng sa ho pheta dipale esitana le mehopolo bakeng sa diisela tse bobebe tsa ho etsa diphapete mmoho le bana.

Melemo e 5 ya ho sebedisa diphapete

Ha wena le bana ba hao le sebedisa diphapete ho pheta dipale, hoo ho:

- ✓ tsosolosa boinahanelo ba bona mme ho ba kgothaletsa ho ba le boiqapelo
- ✓ thusa ho eketsa boitshepo ba bona ba ho bua le batho ba bang
- ✓ ntshetsa pele puo le tlontlontse ya bona
- ✓ ba fa boikwetliso ba ho sebetsa ka dipale, e leng se ba thusang ha ba bala le ho ngola dipale
- ✓ ba thusa ho ithuta ho sebetsa le batho ba bang.

How to make a sock puppet

Mokgwa wa ho etsa phapete ya kausu

What you need

- ✂ an old sock
- ✂ koki pens
- ✂ buttons or cardboard
- ✂ a needle and thread (optional)
- ✂ glue
- ✂ wool

Seo o se hlohang

- ✂ kausu ya kgale
- ✂ dikoki pene
- ✂ dikonopo kapa khateboto
- ✂ nalete le kgareng (ha di tlame)
- ✂ sekgomaretsi
- ✂ ulu

What to do

Seo o lokelang ho se etsa

1.



1. Find a clean sock and put your hand inside it. Use a koki to draw two dots where the eyes will go and one where the nose will go.
1. Batla kausu e hlwekileng mme o kenye letsoho la hao ka hara yona. Sebedisa koki ho taka matheba a mabedi moo mahlo a tlang ho kena teng le le leng moo nko e tlang ho ba teng.

2.



2. Glue or sew some buttons onto the sock where you made the marks for the eyes and nose. If you don't have buttons, cut out some small round shapes from cardboard and colour them in.
2. Kgomaretsa kapa o rokelle dikonopo kausung moo o entseng matshwao bakeng sa mahlo le nko. Haeba o se na dikonopo, seha o ntshe dibopeho tse nyane tse tjhitja khatebotong mme o di kenye mekala.

3.



3. Draw on some eyebrows with a koki or glue on some wool or thin strips of paper. Put glue on some wool - this will be your puppet's hair.
3. Taka dintshi ka koki kapa kgomaretsa ulu kapa dikgetjhana tse tshesane tsa pampiri. Tlatsa ulu ka sekgomaretsi - sena e tla ba moriri wa phapete ya hao.

4.



4. Put your hand inside the puppet as you glue on the hair. Enjoy using your puppet!
4. Kenya letsoho la hao ka hara phapete ha o kgomaretsa moriri. Natefelwa ke ho sebedisa phapete ya hao!

How to make a paper bag puppet

Mokgwa wa ho etsa phapete ka mokotlana wa pampiri

What you need

- ✂ a paper bag
- ✂ koki pens
- ✂ crayons/pencil crayons
- ✂ paper
- ✂ glue
- ✂ cotton wool/wool/string
- ✂ fabric scraps (optional)
- ✂ beads (optional)
- ✂ feathers (optional)

Seo o se hlohang

- ✂ mokotlana wa pampiri
- ✂ dikoki pene
- ✂ dikerayone/dikerayone tsa pentshele
- ✂ pampiri
- ✂ sekgomaretsi
- ✂ boya/ulu/kgwele
- ✂ dikgetjhana tsa masela (ha di tlame)
- ✂ difaha (ha di tlame)
- ✂ masiba (ha a tlame)

1.



2.



1. Lay the paper bag on a table with the flap facing up.
1. Ala mokotlana wa pampiri tafoleng, lemeno le shebile hodimo.
2. Start by creating the mouth. Draw or paste the upper lip on the flap. Draw or paste the lower lip on the main part of the bag, where it meets the flap.
2. Qala ka ho etsa molomo. Taka kapa o kgomaretse molomo o ka hodimo hodima lemeno. Taka kapa o kgomaretse molomo o ka tlase karolong e kgolo ya mokotlana, moo e kopanang le lemeno.



Drive your imagination

3.



3. Draw the eyes, eyebrows and nose on the flap. Or draw them on scrap paper, cut them out and paste them onto the flap.

3. Taka mahlo, dintshi le nko hodima lemeno. Kapa o di take pampiring e nngwe, o di sehe o di ntshe mme o di kgomaretse hodima lemeno.

4.



4. Open the flap. Draw a tongue on some paper and then glue it onto the mouth, in the part that is under the flap.

4. Bula lemeno. Taka leleme pampiring e nngwe mme o le kgomaretse molomong, karolong e ka tlasa lemeno.

5.



5. Draw the puppet's body on the main part of the bag. For people, draw the outline of their clothes and colour them in. For animals, outline the patterns on their bodies and then colour them in. You could also glue bits of coloured paper, beads, feathers or fabric scraps to the bag to make the body of your puppet.

5. Taka mmele wa phapete karolong e kgolo ya mokotlana. Bakeng sa batho, taka bokantle ba diaparo tsa bona mme o di kenye mebala. Bakeng sa diphoofo, taka dipaterone tsa mmele ya tsona mme ebe o e kenya mebala. Hape o ka kgomaretse dikarolwana tsa pampiri e mebala, difaha, masiba kapa dikgetjhana tsa masela mokotlaneng ho etsa mmele wa phapete ya hao.

6.



6. Finish off your puppet by gluing wool, cotton wool or string to the bag to make hair, a moustache and/or a beard.

6. Qetella phapete ya hao ka ho kgomaretse ulu, boya kapa kgwele mokotlaneng ho etsa moriri, ditedu tsa matshwala le/kapa ditedu tse ka tlasa seledu.

Photos/Ditshwantsho: Chêlan Naicker

Collect the Nal'ibali characters

Cut out and keep all your favourite Nal'ibali characters and then use them to create your own pictures, posters, stories or anything else you can think of!

About Noodle

Age: 3 years old


Lives with: Bella and her mom

Favourite snack: dog biscuits

Favourite drink: water

Favourite places to visit: anywhere he can run around and dig holes

Books he likes: stories with animal noises, especially those with barking dogs



Bokella baphetwa ba Nal'ibali

Seha o ntshe mme o boloke baphetwa bohle bao o ba ratang ba Nal'ibali mme ebe o ba sebedisa ho iketsetsa ditshwantsho tsa hao, diphousetara, dipale kapa ntho efe feela eo o ka e nahanang!

Mabapi le Noodle

Dilemo: dilemo tse 3

O dula le: Bella le mme wa hae

Seneke seo a se ratang ka ho fetisisa: dibisikiti tsa dintja

Seno seo a se ratang ka ho fetisisa: metsi

Dibaka tseo a ratang ho di etela ka ho fetisisa: hohle moo a ka mathang le ho tihoka mekoti

Dibuka tseo a di ratang: dipale tse nang le medumo ya diphoofo, haholoholo tse nang le dintja tse boholang

Here's an idea ...

- ✓ Cut out and colour in the picture of Noodle and paste it on a large sheet of paper. Then do one or more of the following things.
- 🌀 Draw a thought bubble and then draw a picture inside it to show what Noodle is thinking about. (Clue: Use the information about his favourite things to help you!)
- 🌀 Draw a picture of Bella sitting next to Noodle and reading him a story.
- ✓ Keep the picture in a safe place and when you have collected all the Nal'ibali characters, use them to create your own Nal'ibali poster!

Mohopolo ke ona ...

- ✓ Seha o ntshe setshwantsho sa Noodle mme o se kenye mebala ebe o se manamisa hodima leqephe le leholo la pampiri. Jwale etsa e le nngwe kapa ho feta ho dintho tse latelang.
- 🌀 Taka pudulwana ya monahano mme ebe o taka setshwantsho ka hara yona ho bontsha seo Noodle a se nahanang. (Mohlala: Sebedisa lesedi le mabapi le dintho tseo a di ratang ho o thusa!)
- 🌀 Taka setshwantsho sa Bella a dutse pela Noodle mme a mmalla pale.
- ✓ Bea setshwantsho sebakeng se bolokehileng mme ha o se o bokelletse baphetwa bohle ba Nal'ibali, ba sebedise ho iketsetsa phousetara ya Nal'ibali!

WIN! FENYA!



For a chance to win some Book Dash books, write a review of the story, *Mali's friend* (pages 7 to 10), and email it to team@bookdash.org, or take a photo and tweet us at [@bookdash](https://twitter.com/bookdash). Remember to include your full name, age and contact details.

Bakeng sa monyetla wa ho ikgapela dibuka tse itseng tsa Book Dash, ngola tshekatsheko ya pale ena, *Motswalle wa Mali* (leqephe la 7 ho isa ho la 10), mme o e imeilele ho team@bookdash.org, kapa o nke senepe mme o re romelle tweet ho [@bookdash](https://twitter.com/bookdash). Hopola ho kenya lebitso la hao ka botlalo, dilemo le dintlha tsa boikopanyo.



Drive your imagination

Here are some of the reviews that our readers have sent us of stories that have appeared in past *Nal'ibali* Supplements. What have been your favourite stories? Write to us and let us know!

Ke ana a mang a maikutlo a babadi ba rona ao ba re romeletseng ona mabapi le dipale tse hlahileng Ditlatsetsong tsa *Nal'ibali* tse fetileng. Wena ke dipale dife tseo o di ratileng ho feta? Re ngolle mme o re tsebise!

Dear *Nal'ibali*

I have a four-year-old boy and a two-year-old girl. We always read the stories in the *Nal'ibali* Supplement.

The story, *Auntie Boi's gift* (Edition 155), is a phenomenal story about a girl going to town for the first time. It takes us on the journey of a girl and all her exciting experiences. It teaches the child about safety in a car by using the seatbelt and about what one finds in town. It shows a post office and the present for Kopano and Rea is two beautiful dolls dressed in African attire. Yeah!!! Well done.

Justin Brown



Dear *Nal'ibali* ... *Nal'ibali* ya ratehang ...

WRITE TO US!
RE NGOLLE!

The *Nal'ibali* Supplement
The *Nal'ibali* Trust
Suite 17-201, Building 17
Waverley Business Park
Wyecroft Road
Mowbray
7700

info@nalibali.org



Nal'ibali ya ratehang

Ke na le moshanyana ya dilemo di nne le ngwananyana ya dilemo di pedi. Re dula re bala dipale tse ho Tlatsetso ya *Nal'ibali*.

Pale ena, *Mpho ya Mmangwane Boi* (Kgatiso ya 155), ke pale e monate haholo e mabapi le ngwananyana ya yang toropong lekgetlo la pele. E re nkisa leeto la ngwananyana le dintho tsohle tse thabisang tseo a kopanang le tsona. E ruta ngwana ka polokeho ka koloing ka ho sebedisa lebanta la polokeho le mabapi le dintho tseo motho a kopanang le tsona toropong. E bontsha kantoro ya poso mme mpho ya Kopano le Rea ke dipopo tse pedi tse ntle tse apesitsweng diaparo tsa Seafrika. Halala!!! Le sebeditse.

Justin Brown



Dear *Nal'ibali*

Hope this email finds you in good health. Here is our reading club's review of the story, *Little Goat* (Edition 154).

- ★ **Who is the story about?** Little Goat and Mother Goat
- ★ **What words would you use to describe the main character?** White with brown patches, careless, naughty, small ears and closed eyes, loves grass, determined and brave
- ★ **What was the scariest, saddest, funniest or most interesting part of the story?** Saddest: Mother Goat worried that Little Goat was gone.
- ★ **Why do you think the author chose the title for this story?** The story is about a little goat, grass and goats eating grass.
- ★ **Would you like to be a character from the story? Why or why not?** Yes, we also want to be as determined and brave as the little goat. No, we don't want to be a goat.
- ★ **Would you recommend this story to a friend? Why or why not?** Yes, it's a cool and funny story, you can read the story in both languages, and it teaches you about safety and not to go far from your mom.

Love4Reading, Uviwe Reading Club

Nal'ibali ya ratehang

Ke tshepa hore imeile ena e tla le fumana le ntse le phetse hantle. Manollo ya tlelapo ya rona ya ho bala ke ena mabapi le pale ya, *Potsanyane* (Kgatiso ya 154).

- ★ **Pale ena e mabapi le mang?** Potsanyane le Mme Podi
- ★ **Ke mantswe afe ao o ka a sebedisang ho hlalosa mophetwa wa sehlooho?** Tshweu ka matheba a sootho, bohlaswa, thibane ditsebe, ditsebe tse nyane le mahlo a kwalehileng, o rata jwang, o na le maikemisetso ebile o sebete
- ★ **Ke karolo efe ya pale e tshosang haholo, e bohloko haholo, e qabolang haholo kapa e kgahlang ka ho fetisisa?** E bohloko haholo: Mme Podi o kgathatsehile hobane Potsanyane a ile.
- ★ **Hobaneng o nahana hore mongodi o kgethile sehlooho seo bakeng sa pale ena?** Pale ena e mabapi le potsanyane, jwang le dipodi tse jang jwang.
- ★ **Na o ka rata ho ba mophetwa paleng ena? Hobaneng o re ee kapa tjhe?** Ee, le rona re batla ho ba le maikemisetso le ho ba sebete jwaloka potsanyane. Tjhe, ha re batle ho ba podi.
- ★ **Na o ka kgothaletsa pale ena ho motswalle wa hao? Hobaneng o re ee kapa tjhe?** Ee, ke pale e monate e qabolang, o ka bala pale ena ka dipuo tse pedi, mme e o ruta ka polokeho le hore o se ke wa tsamaela hole le mme wa hao.

Love4Reading, Uviwe Reading Club



Create **TWO** cut-out-and-keep books

1. Take out pages 5 to 12 of this supplement.
2. The sheet with pages 5, 6, 11 and 12 on it makes up one book. The sheet with pages 7, 8, 9 and 10 on it makes up the other book.
3. Use each of the sheets to make a book. Follow the instructions below to make each book.
 - a) Fold the sheet in half along the black dotted line.
 - b) Fold it in half again along the green dotted line.
 - c) Cut along the red dotted lines.

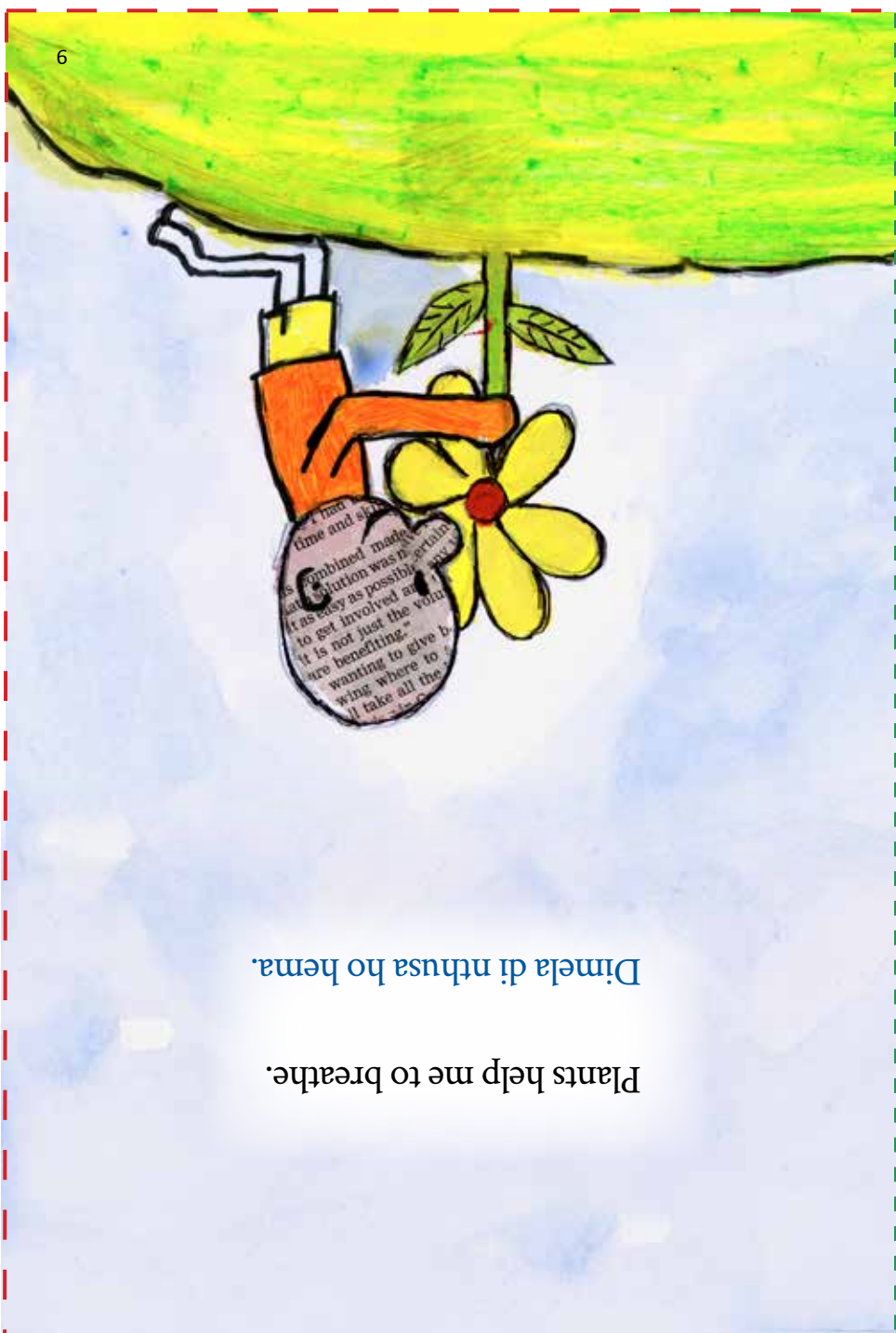


Iketsetse dibuka tse sehlang-le-ho-ipolokelwa tse **PEDI**

1. Ntsha leqephe la 5 ho isa ho la 12 tlatsetsong ena.
2. Leqephehadi le nang le maqephe ana, 5, 6, 11 le 12 ho lona le etsa buka e le nngwe. Leqephehadi le nang le maqephe ana, 7, 8, 9 le 10 ho lona le etsa buka e nngwe.
3. Sebedisa leqephehadi ka leng ho etsa buka. Latela ditaelo tse ka tlase ho etsa buka ka nngwe.
 - a) Mena leqephehadi ka halofo hodima mola wa matheba a matsho.
 - b) Le mene ka halofo hape hodima mola wa matheba a matala.
 - c) Seha hodima mela ya matheba a mafubedu.



Drive your
imagination



Dimela di nthusa ho hema.

Plants help me to breathe.

Ha ke ijhesa sefate, ke a ijhesa.



When I burn the tree, I burn myself.



This is an adapted version of *I am earth*, published by New Africa Books and available in bookstores and online from www.newafricabooks.com, www.loot.co.za and www.takealot.com. This story is available in the eleven official South African languages and is part of the New African Stories series – a series of beautifully illustrated children's stories collected from across Africa.

Ena ke kgatiso e fetotsweng ya *Ke lefatshe*, e phatlaladitswe ke New Africa Books mme e fumaneha mabenkeleng a dibuka le inthaneteng ho www.newafricabooks.com, www.loot.co.za le ho www.takealot.com. Pale ena e fumaneha ka dipuo tse leshome le motso o mong tsa semmuso tsa Afrika Borwa mme ke karolo ya letoto la Dipale Tse Ntjha Tsa Afrika – letoto la dipale tse tshwantshisitsweng hantle haholo tsa bana tse bokeletseng hohle Afrika ka bophara.

dp davidphilip
Trading as **New Africa Books**

Nal'ibali is a national reading-for-enjoyment campaign to spark and embed a culture of reading across South Africa. For more information, visit www.nalibali.org or www.nalibali.mobi



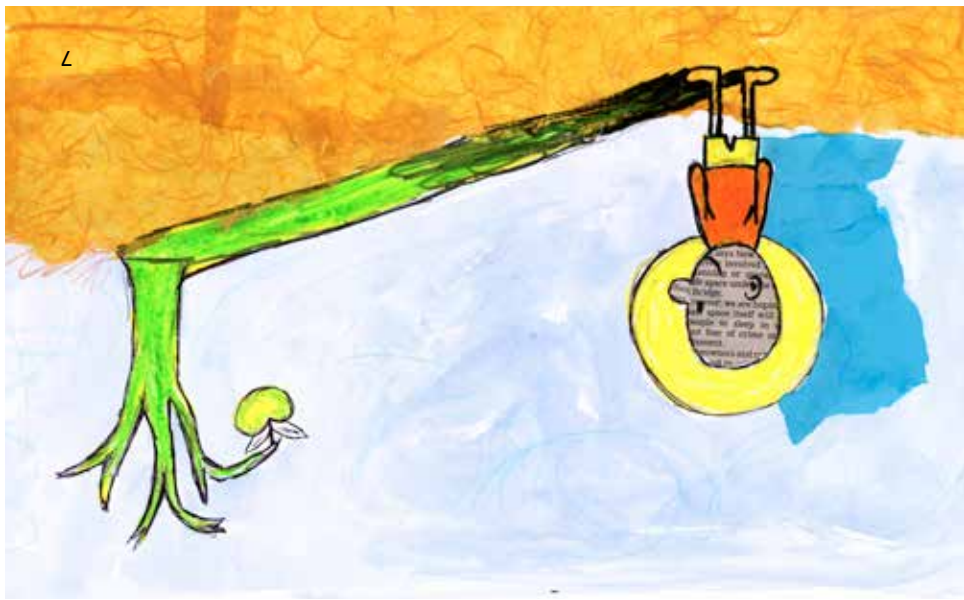
Nal'ibali ke letsholo la naha la ho-balla-boithabiso bakeng sa ho tsoseletsa le ho jala tlhalelo ya ho bala Afrika Borwa ka bophara. Bakeng sa tlhahisoleseding e nngwe, etela www.nalibali.org kapa www.nalibali.mobi

I am earth Ke lefatshe

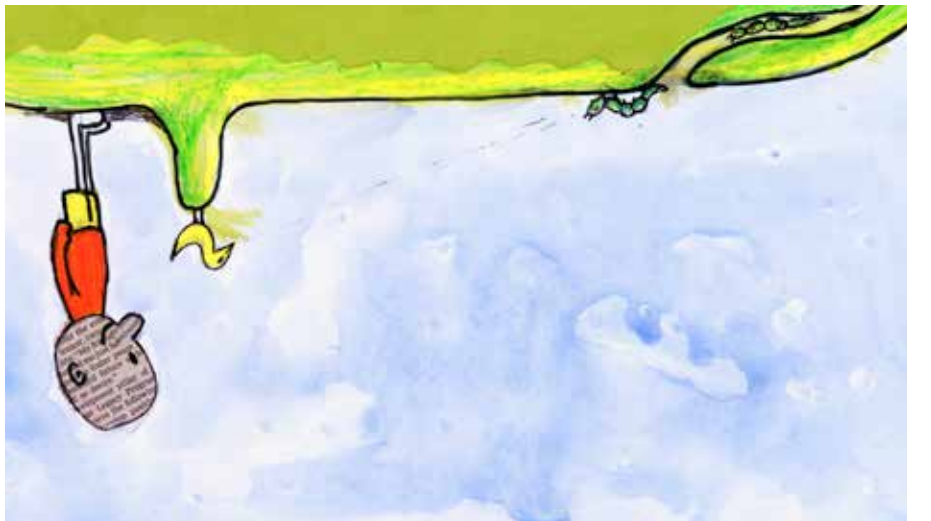
*Thembinkosi Kohli
Masabata Mokgesi*



**Drive your
imagination**



Dikokonyana di thusa lefatshe ho hema.



Insects help the earth to breathe.

I am the tree.
Ke sefate.




I sleep under a tree.
Ke robala tlasa sefate.

I see a bird.
Ke bona nonyana.



We are the earth!

Re lefatshe!



6

Once again, Mali tries. But he does not enjoy himself.

Mime hape, Mali o a leka.

Empa ha a natefelwe ke letho.

“Mali, go out and play *maphonselana* with the others.”

“Mali, etswa o ilo bapala *maakgelana* le bana ba bang.”

Gogo tries one more time,

Nkgono o leka hape,

8

Lots more free books at bookdash.org

Mali's friend Motswalle wa Mali

Rujeko Moyo
Ellen Heydenrych
RJ Palmer



Nal'ibali is a national reading-for-enjoyment campaign to spark and embed a culture of reading across South Africa. For more information, visit www.nalibali.org or www.nalibali.mobi



Nal'ibali ke letsholo la naha la ho-balla-boithabiso bakeng sa ho tsoseletsa le ho jala tlwaelo ya ho bala Afrika Borwa ka bophara. Bakeng sa tlhahisoleseding e nngwe, etela www.nalibali.org kapa www.nalibali.mobi



10
 Ba etsa diphae le dikuku tsa mobu, esitana le dipanekuku le dibisikiti. Mali o natefetswe haholo. They make mud pies and cakes, and even pancakes and biscuits. Mali enjoys himself very much.



Ho na le motho ya kokotang monyako. *KoiKoiKoi!* Ke Lesedi wa moahisane! O tlo papala. Mali o dihlolong. Ha a tsebe hore a papale jwang le Lesedi. Lesedi o mmotisa hore na ebe o batla ho etsa diphae le dikuku tsa mobu na. There is a knock on the door. *KoiKoiKoi!* It's Lesedi from next door! She has come to play. Mali is shy. He does not know how to play with Lesedi. She asks him if he would like to make mud pies and cakes.

Mali enjoys playing by himself. He likes to be a pilot, swooshing around the house with his paper plane. *Swoosh! Swoosh! Swoosh!*

Mali o natefelwa ke ho ipapalla a le mong. O rata ho ba mokganni wa sefofane, a matha hohle ka tlung ka sefofane sa hae sa pampiri. *Shwii! Shwii! Shwii!*

"I am going out to play with Lesedi!"

"Ke sa ilo papala le Lesedi!"

he laughs.

o a tsheha.





Mali o a leka hape. Empa ha a natefelwe ke letho.

Mali tries again. But he does not enjoy himself.

“Mali, look, the children are playing *ibhathi*. Go out and play.”

“Mali, sheba, bana ba bapala *makotikoti*. Tsamaya o ilo bapala.”

Nkgono o re,
Gogo says,

The next morning, after gobbling down his porridge, Mali takes out his wire car.

Hoseng ha letsatsi le hlahlamang, kamora ho ja motoho wa hae ka potlako, Mali o ntsha koloi ya hae ya diterata.



“Where are you going, Mali?”

“O ya hokae, Mali?”

asks Gogo.

ho botsa Nkgono.




Then a taxi driver, hooting around the yard with his wire car. *Beep! Beep! Beeeeeeeeeep!* Mali never goes out to play with others.

Jwale e se e le mokganni wa tekesi, a letsa hutara hohle ka jareteng ka koloi ya hae ya diterata. *Pii! Piip! Piiiiiip!*

Mali hohang ha a ke a ya ka ntle ho bapala le bana ba bang.



Letsatsing le hlahlamang, Lesedi o a eta hape. O bontsha Mali hore *diketo* di bapalwa jwang. Mali o na le bothata ba ho akgelela hodimo, ho kola lejwe le le hodimo le ho phutha a mang. Empa o ntse a ntafala papading ena. O natefelwa haholo feela.





Empa Mali ha a natefelwe.

But Mali does not enjoy himself.

“Mali, go out and play *ibhola* with the others.”
“Mali, tswela ka ntle kwana o ilo bapala *bolo* le bana ba bang.”

Gogo says,
Nkgono o re,



Mali then shows Lesedi how to make a paper plane. They go all around the house swooshing their planes. Oh! They laugh a lot!
Mali jwale o bontsha Lesedi hore sefofane sa pampiri se etsuwa jwang. Ba matha hohle ka tlung ba fofisa difofane tsa bona. Ohoi! Ba tsheha haholo!

Mali asks Lesedi,

Mali o botsa Lesedi,



“Can I come to your house to play tomorrow?”
“Na nka tla heno hosane ke tlo bapala le wena?”

“Of course you can!”
“Ehlile, o ka tla!”

she laughs.

o a tsheha.




Dirurubele di thusa dimela ho hola.



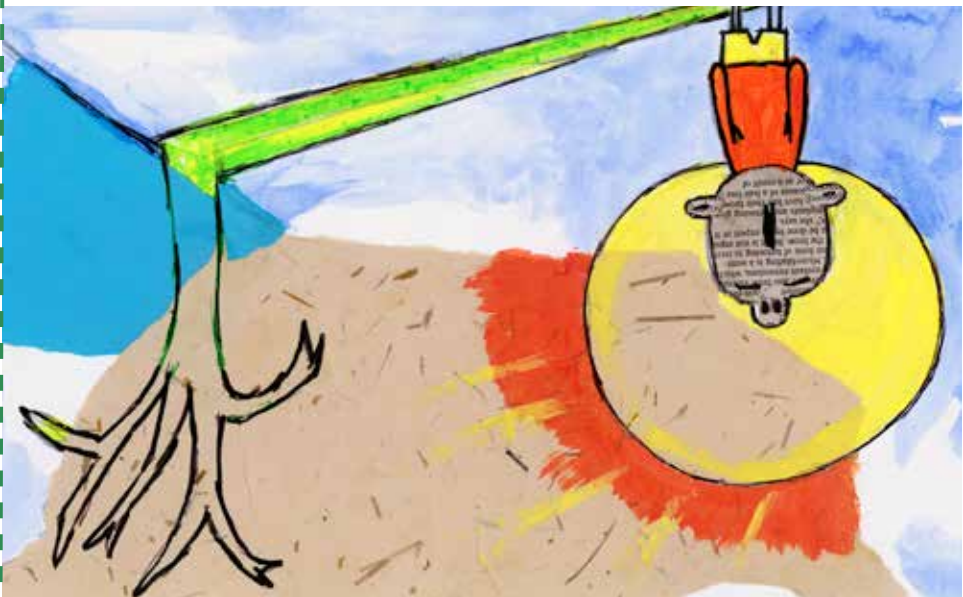
Butterflies help plants to grow.

I am the earth.



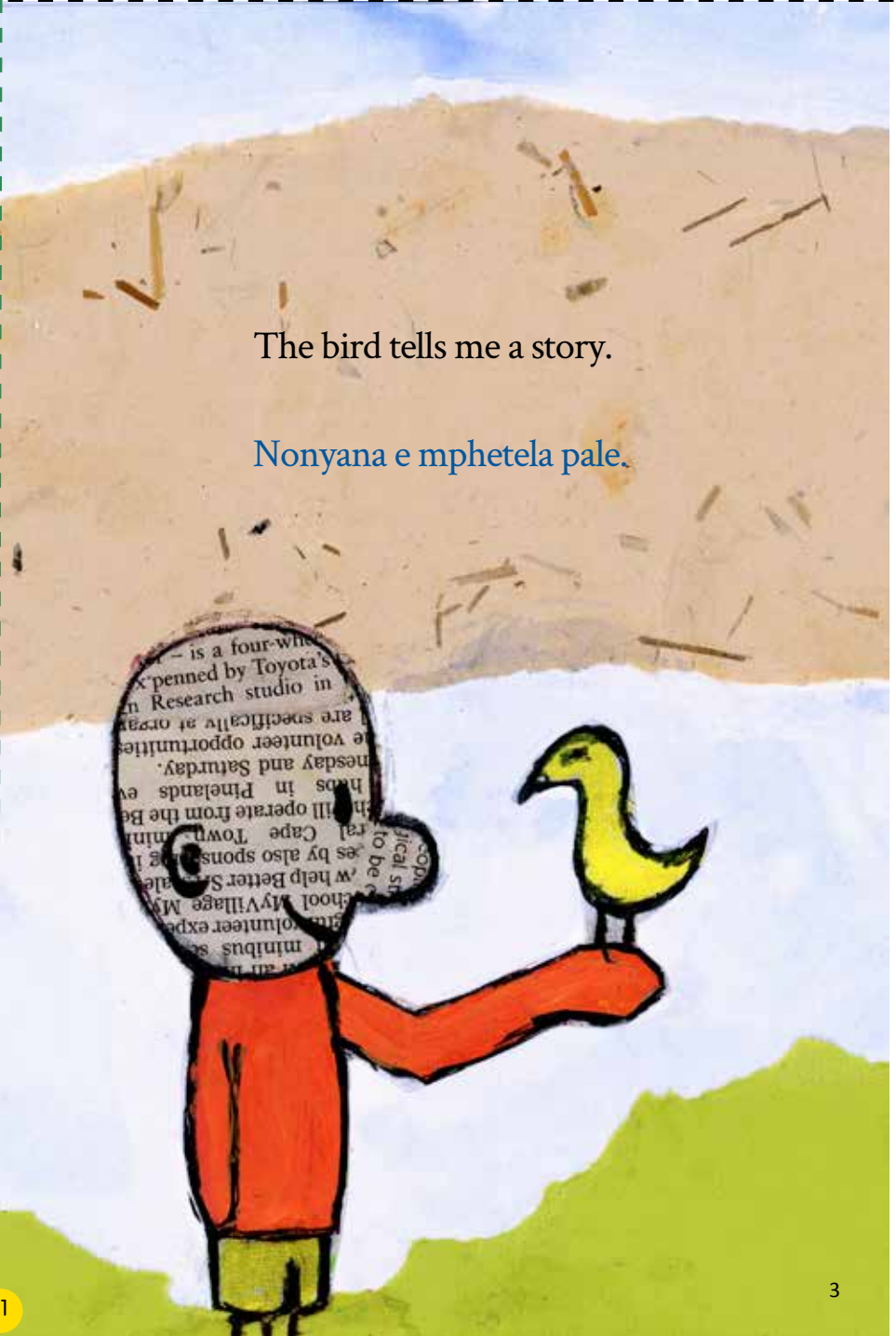
Ke lefatshe.


I am the sun.
Ke letsatsi.



The bird tells me a story.

Nonyana e mphetela pale.






A big ball in the sky.
Bolo e kgolo lehodimong.



Don't dirty the air and the earth.



Lefatshe ke bolo e kgolo.



Se ka silafatsa moy'a le lefatshe.

Get story active!

Here are some activities for you to try. They are based on all the stories in this edition of the Nal'ibali Supplement: *I am earth* (pages 5, 6, 11 and 12), *Mali's friend* (pages 7 to 10) and *Timi and the barber* (page 14).

I am earth

In this book, the boy shares with us the different ways in which we are all connected to the planet we live on.

- Think about the things you do that protect the earth. Are there other small things that you could do?
- Then write: **I am earth** on a large sheet of paper and add some of your ideas about how we are all connected to the earth using drawings and/or words.

Mali's friend

- Which of the games in this story do you and your friends play? What other games do you enjoy playing together? On the notepad alongside, write a list of your favourite games to play with friends. (Remember to give your list a heading!)
- Compare your list of games with a friend's list. How are your lists the same and different?
- Why do you think Mali enjoyed playing with Lesedi more than he did playing with the other children? What advice can you give Mali about making friends?

Motswalle wa Mali

- Ke dipapadi dife tse paleng ena tseo wena le metswalle ya hao le di bapalang? Ke dipapadi dife tse ding tseo le natefelwang ke ho di bapala mmoho? Leqephe la dinouto le ka thoko mona, ngola lenane la dipapadi tseo o di ratang ka ho fetisisa tseo o di bapalang le metswalle ya hao. (Hopola ho fa lenane la hao sehlooho!)
- Bapisa lenane la hao la dipapadi le lenane la motswalle wa hao. Manane a lona a tshwana jwang mme a fapana jwang?
- O nahana hore ke hobaneng ha Mali a ile a natefelwa ke ho bapala le Lesedi ho feta ho bapala le bana ba bang? Ke keletso efe eo o ka e fang Mali mabapi le ho etsa metswalle?

Eba mahlahlaha ka pale!

Diketsahalo tse itseng ke tsena tseo o ka di lekang. Di theilwe hodima dipale tsohle tse kgatisong ena ya Tlatsetso ya Nal'ibali: *Ke lefatshe* (maqephe 5, 6, 11 le 12), *Motswalle wa Mali* (leqephe la 7 ho isa ho 10) le *Timi le mokuti wa meriri* (leqephe la 15).

Ke lefatshe

Bukeng ena, moshanyana o abelana le rona ditsela tse fapaneng tseo ka tsona bohle re hokahanang le polanete eo re phelang ho yona.

- Nahana ka dintho tseo o di etsang tse sireletsang lefatshe. Na ho na le dintho tse ding tse nyane tseo o ka di etsang?
- Jwale ngola: **Ke lefatshe** leqephehading la pampiri mme o kenye mehopolo e itseng ya hao e mabapi le kamoo re hokahanang le lefatshe ka ho sebedisa metako le/kapa mantswe.

Timi and the barber

Timi has hair that grows very quickly! Divide a sheet of paper into eight blocks and write "Today" in the first block. Then write a day of the week in each of the other blocks, starting with "Sunday". In the first block draw a picture of Timi to show what his hair looks like just after he has been to the barber. In each of the other blocks draw a picture of him to show how much his hair grows each day!



Timi le mokuti wa meriri

Timi o na le moriri o holang ka potlako! Arola leqephe la pampiri ka diboloko tse robedi mme o ngole "Kajeno" bolokong ba pele. Jwale ngola letsatsi la beke bolokong ka bong ba diboloko tse ding, o qala ka "Sontaha". Bolokong ba pele taka setshwantsho sa Timi ho bontsha hore moriri wa hae o shebeha jwang hang ha a qeta ho ya kuta moriri. Bolokong ka bong ho tse ding taka setshwantsho sa hae ho bontsha hore moriri wa hae o hola hakae letsatsi ka leng!



Drive your imagination



Timi and the barber



By Nndidi Chiazor-Enenmor ■ Illustrations by Natalie and Tamsin Hinrichsen

Timi and his mother lived in Mozala Town. There was something very unusual about Timi – his hair! It grew very quickly. It grew so quickly that every Saturday, Timi's mother had to take him to the barber to have his hair cut. And if there was one thing that Timi really didn't like, it was having his hair cut! Haircut time was worry time for Mom because Timi would cry.

"I don't want to have my hair cut!" he always said.

Mom would cuddle him before they set off to the barbershop, but as soon as they arrived, Timi would burst into tears.

Then Mom would have to do all sorts of things to try to get Timi to sit still while he was having his hair cut. Sometimes she would give him some biscuits. Timi loved biscuits, but he would gobble them down and start crying again. Sometimes Mom would break into a dance. She would dance to the left. She would dance to the right. She would shake her body, but Timi just cried and cried.

As soon as Jango, the barber, got ready to cut Timi's hair, Timi got ready to cry even more! First, he would sniffle, then he would sob, and then he would let out a loud cry, "*Hiyaa, hiyaa, hiyaa!*"

"It's only a haircut, Timi. It's not painful," Jango would say, trying to calm Timi down, but that made Timi cry even louder.

Sometimes Jango would sing to comfort Timi, but still Timi kept crying.

One day, Timi cried so loudly that some passers-by peeped into the barbershop to see what would make a boy cry so loudly!

"Oh, my goodness! It is only a young boy having his hair cut," they said.

Timi did not care that people came to stare at him. He cried and cried until Jango had finished cutting his hair.

Another day, he wailed so loudly that Grandma Binite came limping in with her walking stick. She lived next door to the barbershop, but had been woken up from her afternoon nap by Timi's loud wails.

"Oh, my word!" Grandma Binite said. "I thought something terrible was going on!" Then she limped back to her house to get Timi a piece of tasty grilled fish she had made. "I'm sure this will make him stop crying," she thought. But when she gave Timi the fish, he popped it into his mouth, chewed and swallowed ... and then went on crying!



After Timi had left with his mother that day, Jango sat down with a cup of tea and thought and thought. Surely there had to be a way to stop Timi from crying while his hair was being cut! And that's when Jango had his good idea! "That's it! I've solved it," he shouted excitedly.

On Timi's next visit, as soon as Jango took out his scissors, he began to tell Timi a story.

"Once there was a young boy who did not like to get his hair cut, so he let it grow and grow," said Jango. "It grew until his head was full of knotty strands of hair. Soon the knotty strands became twisted together."

"What happened next?" asked Timi, who had stopped crying.

"Flies and other insects decided to make their homes in his hair," continued Jango.

"So, what happened to him?" asked Timi, looking worried.

"The young boy began to pull at his hair and to scratch because the insects that were crawling around on his head made it very, very itchy. He pulled and scratched, and pulled and scratched all day long. Soon, his head and his hands began to hurt from all the pulling and scratching," said Jango.

"Oh, how awful! What happened next?" asked Timi, feeling sorry for the boy.

"His head and hands became swollen," continued Jango. "One day, his mom brought him to my shop. As soon as they got here, he hopped on the chair to have his haircut. He sat still so that I could give him the best haircut ever."

"Really?" asked Timi.

"Oh, yes!" said Jango. "And when I had finished cutting the boy's hair – just as I have done yours now – the boy gave me a very big hug."

Timi looked at his head. His haircut was finished! He had been enjoying the story so much that he hadn't noticed Jango cutting his hair. He jumped out of the chair and gave Jango a big hug.

And do you know what? Timi never cried again at the barbershop because Jango had a new story to tell him at every visit! And Timi's mom was very happy because Jango's stories meant an end to her weekly haircut worries.





Timi le mokuti wa meriri



Hukung
ya dipale

Ka Ndidi Chiazor-Enenmor ■ Ditshwantsho ka Natalie le Tamsin Hinrichsen

Timi le mme wa hae ba ne ba dula Mozala Town. Ho ne ho ena le ntho e sa tlwaelehang mabapi le Timi – moriri wa hae! O ne o hola kapele. O ne o hola kapele hoo Moqebelo o mong le o mong, mme wa Timi a neng a tlameha ho mo isa ho mokuti wa meriri ho ya kuta moriri wa hae. Mme ha ho ne ho na le ntho e le nngwe eo Timi a neng a sa e rate, e ne e le ho kutwa moriri! Nako ya ho kuta moriri e ne e le nako e ngongorehisang Mme hobane Timi o ne a dula a lla.

“Ha ke batle ho ya kuta moriri!” o ne a dula a rialo.

Mme o ne a mo haka ka matsohong a hae pele ba eya sebakeng sa ho kuta meriri, empa hang feela ha ba fihla, Timi o ne a qalella ho bokolla.

Jwale ebe Mme o tla qala ho etsa dintho tsena kaofela ho leka ho etsa hore Timi a dule a tsitsitse ha a ntse a kutwa moriri. Ka nako e nngwe o ne a mo fa dibisikiti. Timi o ne a rata dibisikiti, empa o ne a di bjabjaretsa kapele mme a qalelle ho lla hape. Ka nako tse ding Mme o ne a tantsha ka pela hae. O ne a tantshetsa ka ho le letshehadi. A tantshetse ka ho le letona. O ne a sisinya mmele wa hae, empa Timi o ne a lla a sa kgathalle letho.

Hang ha Jango, mokuti wa meriri, a itokisetsa ho kuta Timi, Timi o ne a itokisetsa ho lla le ho feta! Pele o ne a qala ka ho hlefetsa, ebe o a lla, a qetella ka ho bokolla, “lyoo, lyoo, iyoo!”

“O kutwa moriri feela, Timi. Ha ho bohloko,” Jango o ne a rialo, a leka ho kokobetsa Timi, empa seo se ne se etsa hore Timi a lle le ho feta.

Ka nako e nngwe Jango o ne a bina ho leka ho thodisa Timi, empa Timi o ne a tswela pele ho lla.

Ka tsatsi le leng, Timi a lla hodimo hoo batho ba fetang ka ntle ba ileng ba nyarela ka sebakeng sa ho kuta meriri ho bona hore moshanyana eo o lliswa ke eng hakana!

“Ao, bathong! Ke moshanyana feela ya kutwang moriri,” ba rialo.

Timi o ne a sa kgathalle hore batho ba ne ba tla ho mo shebella. O ne a lla haholo ho fihlela Jango a qeta ho mo kuta.

Ka tsatsi le leng, a bokolla haholo hoo Nkgono Binete a ileng a hlotsa a kena ka lere la hae. O ne a dula tlung e pela sebaka sa ho kuta meriri, mme o ne a tsositswe ke seboko sa Timi a ntse a robetse, a iphomoletse motshehare.

“Ao, bathong!” Nkgono Binete a rialo. “Ke ne ke nahana hore ho na le ntho e mpe e etsahalang!” Yaba o hlotsa a ikgutlela ha hae ho ya latela Timi leqala la tlhapi eo a e hadikileng e monate. “Ke tshepa hore sena se tla etsa hore a tlohele ho lla,” a nahana jwalo. Empa yare ha a fa Timi tlhapi, a e akgela ka molomong wa hae, a e hlafuna mme a e kwenya ... yaba o tswela pele ho lla!



Kamora hoba Timi le mme wa hae ba tsamaile tsatsing leo, Jango a dula fatshe a nwa tee mme a nahanisisa. Ruri ho ne ho tlameha hore ho be le tsela ya ho etsa hore Timi a se ke a lla hakana ha a kutwa moriri! Ke moo Jango a ileng a tlelwa ke mohopolo o motle! “Ha se moo! Ke fumane tharollo,” a hoeletsa a thabile.

Ha Timi a etla lekgetlong le latelang, eitse hang ha Jango a ntsha sekere sa hae, a qala ho phetela Timi pale.

“Ho kile ha eba le moshanyana ya neng a sa rate ho kutwa moriri, kahoo o ne a o tlohele hore o hole, o be molelele,” ha rialo Jango. “Moriri o ile wa hola ho fihlela hlooho ya hae e tletse mafitofito a moriri. Ho se hokae mafito ao a harelana.”

“Ha etsahala eng kamora moo?” ha botsa Timi, ya neng a se a sa lle.

“Dintsintsi le dikokwanyana tse ding tsa iketsetsa mahae ka hara moriri wa hae,” Jango a tswela pele.

“Jwale, ha etsahala eng ka yena?” ha botsa Timi, a shebahala a kgathatsehile.

“Moshanyana enwa a qala ho hula moriri wa hae mme a ingwaya hobane dikokwanyana tse neng di tsamaya hloohong ya hae di ne di etsa hore e lome haholo. O ne a o hula a ingwaya, a o hula a ingwaya letsatsi lohle. Kamora nakwana hlooho ya hae le matsoho a hae tsa qala ho ba bohloko ka lebaka la ho hulwa le ho ngwauwa,” ha rialo Jango.

“Kgele, ke ntho e mpe hakaakang! Ha etsahalang ka mora moo?” Timi a botsa, a qenehela moshanyana eo.

“Hlooho ya hae le matsoho tsa ruruha,” ha tswela pele Jango. “Ka tsatsi le leng, mme wa hae a mo tlisa sebakeng sa ka sa ho kuta meriri. Mme hang ha ba fihla mona, a tlolela setulong hore ke kute moriri wa hae. O ile a dula a kgutsitse ele hore ke tle ke kgone ho mo kuta hantle ka ho fetisisa.”

“Ka nnete?” ha botsa Timi.

“Ehlile!” ha rialo Jango. “Mme yare ha ke qetile ho kuta moriri wa moshanyana eo – jwale feela ka ha ke entse ka wa hao hona jwale – moshanyana eo a nhaka haholo feela.”

Timi a sheba hlooho ya hae. O ne a qetile ho kutwa moriri! O ne a natefetswe ke pale haholo hoo a sa kang a elellwa hore Jango o ntse a mo kuta. A tloa, a theoha setulong mme a haka Jango haholo feela.

Mme le a tseba ke eng? Timi ha a ka a hlola a lla hape sebakeng sa ho kuta meriri hobane Jango o ne a dula a ena le pale e ntjha eo a mo phetelang yona ha a etla! Mme mme wa Timi o ne a thabile haholo hobane dipale tsa Jango di ne di bolela pheletso ya ho kgathatseha ha hae ka ho kuta moriri ha beke le beke.



Nal'ibali fun



Neo, Afrika, Bella and Gogo all dream of travelling one day. Read the clues about the kind of places they would like to visit. Then read about four different places in four countries of the world. Which country do you think Neo, Afrika, Bella and Gogo would enjoy? Write the name of the country next to each person.

Bella



I love reading stories about queens. I want to explore a city that has an old palace because then I can pretend that I am a queen who lives there! Of course, I want to take Noodle with me too!

Ke rata ho bala dipale tse mabapi le mafumahadi. Ke rata ho sibolla toropo e nang le paleisi ya kgale hobane nka iketsa eka ke mofumahadi ya dulang moo! Ehlike, ke batla ho tsamaya le Noodle!

Country/Naha: _____

Afrika



I love making things. I'd love to explore a place with pyramids that were built long ago, before we had machines.

Ke rata ho etsa dintho. Nka rata ho sibolla sebaka se nang le diphiramide tse ahilweng mehleng ya bohoholo, pele re eba le metjhine.

Country/Naha: _____

Gogo



Nothing is better than a love story. I'm sure I can find some good ones to read in this city.

Ha ho ntho e ntle ho feta pale ya lerato. Ke na le bonnete ba hore nka fumana dipale tse monate tseo nka di balang toropong ena.

Country/Naha: _____

Neo



I wonder how city's get nicknames. Do you think that people never sleep if they live in The City That Never Sleeps? Won't they get tired if they never sleep? I'd like to go and find the answers to these questions.

Ke a ipotsa hore ebe ditrope di fumana jwang mabitso a tsona a theneketso. Na o nahana hore batho ha ba robale ha ba dula Toropong e sa Robaleng? Na ba keke ba kgathala ha ba sa robale? Nka rata ho ya ke ilo iphumanela dikarabo tsa dipotso tsena.

Country/Naha: _____

Colour in the routes on the map to show which cities Neo, Afrika, Bella and Gogo would have to travel to if they wanted to visit these places. Use a different colour for each person's route. Use the same colour to write the name of the city next to each person's name.

Kenya mebala ditseleng tse mmapeng ho bontsha hore ke ditrope dife tseo Neo, Afrika, Bella le Gogo ba neng ba tla ya ho tsona ha ba ne ba ka batla ho etela dibaka tsena. Sebedisa mebala e fapaneng bakeng sa tsela ya motho ka mong. Sebedisa mmala ona oo ho ngola lebitso la toropo pela lebitso la motho.

	City they would travel to/Toropo eo ba neng ba ka e etela
Bella	
Afrika	
Gogo	
Neo	



Dikarabo: Bella – China (Beijing), Afrika – Egepeta (Cairo), Gogo – France (Paris), Neo – Dinaha tse kopaneng tsa Amerika (New York City)
Answers: Bella – China (Beijing), Afrika – Egypt (Cairo), Gogo – France (Paris), Neo – United States of America (New York City)



Nal'ibali is here to motivate and support you. Contact us by calling our call centre on 02 11 80 40 80, or in any of these ways:

Nal'ibali e mona ho tla o kgothatsa le ho o tshehetsa. Ikopanye le rona ka ho letsetsa setsing sa rona sa mehala ho 02 11 80 40 80, kapa ka e nngwe ya ditsela tse lateng:

www.nalibali.org www.nalibali.mobi nalibaliSA @nalibaliSA @nalibaliSA info@nalibali.org

Produced by The Nal'ibali Trust and Tiso Blackstar Education. Translation by Hilda Mohale. Nal'ibali character illustrations by Rico.

Daily Dispatch

The Herald

Sunday Times

Sowetan
IN THE KNOW ON THE MOVE.



Drive your imagination

