



World Read Aloud Day 2020

In 2009, LitWorld, a literacy organisation in the USA, started World Read Aloud Day because it wanted to create a platform which ordinary people could use to show the world that they believe in everybody's right to read and share stories. Since then, every year on World Read Aloud Day, people all around the world read aloud together and share stories to advocate for literacy as a human right.



USuku lokuFunda ngokuVakalayo lweHlabathi ngowama-2020

Ngowama-2009, i-LitWorld, iqumrhu lelitheresi eUSA, lasungula uSuku lokuFunda ngokuVakalayo lweHlabathi kuba lalifuna ukuseka iqonga elalinokusetyenziswa ngabantu nje ukubonisa ilizwe ukuba liyakholelwa kwilungelo lomntu wonke lokufunda nokwabelana ngamabali. Ukusukela ngoko, unyaka nonyaka ngoSuku lokuFunda ngokuVakalayo lweHlabathi, abantu kwiHlabathi jikelele bafunda ngokuvakalayo babelane ngamabali kunye ukuxhasa ilitheresi njengelungelo labantu.

5 GOOD REASONS TO READ ALOUD

1. Reading aloud to your children helps to develop the bond between a parent and child.
2. When you read aloud to children and they enjoy the story, they see reading as a satisfying activity and this helps to motivate them to read for themselves.
3. Reading aloud to young children shows them how we read and how books work. This knowledge makes it much easier for them to learn to read later on.
4. Children are able to understand and enjoy stories that are beyond their own reading ability when they hear them read aloud.
5. Hearing new words used in a story develops children's vocabulary and gives them a rich language to draw from when they write their own stories.

NAZI IZIZATHU EZI-5 EZILUNGILEYO ZOKUFUNDA NGOKUVAKALAYO


1. Ukufunda ngokuvakalayo ufundela abantwana bakho kunceda ukuphuhlisa ikhonkco phakathi komzali kunye nomntwana.
2. Xa ufunda ngokuvakalayo ufundela abantwana kwaye bona belonwabele ibali, ukufunda bakubona njengomsebenzi okholisayo kwaye oko kubakhuthaza ukuba bazifundele.
3. Ukufundela abantwana abancinane ngokuvakalayo kubabonisa indlela esifunda ngayo nendlela iincwadi ezisebenza nezisetyenziswa ngayo. Olulwazi lwenza ukuba kube lula kubo ukufunda kwixesha elizayo.
4. Abantwana bayakwazi ukuqonda nokuwonwabela amabali abangakwaziyo ukuzifundela wona xa beweva efundwa ngokuvakalayo.
5. Ukuva amagama amatsha asetyenziswa kwibali kuphuhlisa isigama sabo kwaye kubanika ulwimi olutyebileyo ukuze balusebenzise xa bebhala awabo amabali.

INSIDE!

A special Nalibali World Read Aloud Day cut-out-and-keep book, *A day to remember*, (pages 5, 6, 11 and 12).

NGAPHAKATHI!

Incwadana enokusikwa-ze-igcinwe yohlobo olulodwa yakwaNalibali yoSuku lokuFunda ngokuVakalayo lweHlabathi, *USuku lokukhunjulwa*, (iphepha lesi-5, lesi-6, le-11 nele-12).



Be a reading activist

The simple act of reading aloud on World Read Aloud Day is about more than people sharing stories they enjoy. It also shows our children and others around us that:

- ★ we think reading is important.
- ★ we are committed to helping children become readers by reading aloud to them regularly.
- ★ we believe that everyone has the right to learn how to read!

Yiba ngumququzeleli welitheresi

Isenzo esilula sokufunda ngokuvakalayo ngoSuku lokuFunda ngokuVakalayo lweHlabathi singaphezulu kokubaliselana kwabantu amabali abawathandayo. Sikwabonisa abantwana bethu nabanye abakufutshane kuthi ukuba:

- ★ sicinga ukuba ukufunda kubalulekile.
- ★ sizinikele ekuncediseni abantwana ukuba babengabafundi ngokubafundela ngokuvakalayo rhoqo.
- ★ siyakholelwa ukuba wonke umntu unelungelo lokufunda indlela eyiyo yokufunda!



Drive your
imagination



IT STARTS WITH
A STORY.
KONKE KUQALA
NGEBALI.

Join us on World Read Aloud Day!

Since 2013, Na'ibali has been bringing you a special story to celebrate World Read Aloud Day. Last year, the story was read to 1 162 879 children on one day! This year's story, *A day to remember*, features some of our much-loved Na'ibali characters. It was written by published author and member of the Na'ibali Supplement team, Lorato Trok, and illustrated by cartoonist, Rico. Read it to the children in your life this World Read Aloud Day, 5 February 2020, and be part of the excitement!

How to join in

1. Go to www.nalibali.org or www.nalibali.mobi to sign up your family, reading club or school and help make this the biggest World Read Aloud Day celebration in South Africa.
2. Make Na'ibali World Read Aloud Day badges with your children. Use the template on page 16, or design your own badges.
3. On 5 February 2020, read our special World Read Aloud Day story to:
 - ★ your own children, grandchildren, nieces and nephews
 - ★ children in your class or at your school
 - ★ groups of children at specially arranged events at your reading club, library or community centre.
4. Do other fun World Read Aloud Day activities. Use the ideas on page 3 to help you.

Sijoyine ngoSuku lokuFunda ngokuVakalayo lweHlabathi

Ukusukela ngowama-2013, uNa'ibali ebekuzisela ibali elikhethekileyo ukubhiyozela uSuku lokuFunda ngokuVakalayo lweHlabathi. Kulo nyaka uphelileyo, ibali lafundelwa abantwana abasisigidi esi-1 162 879 ngosuku olunye! Ibali lalo nyaka elithi, *Usuku lokukhunjulwa*, libonisa abanye babadlali abathandwa kakhulu kwaNa'ibali. Labhalwa ngumbhali ophum'izandla ekupapasheni nolilungu leqela loHlelo lukaNa'ibali, uLorato Trok, yaza imifanekiso yazotywa ngumenzi weekhathuni, uRico. Lifundele abantwana ohlala nabo ngoSuku lokuFunda ngokuVakalayo lweHlabathi, ngomhla wesi-5 kweyoMdumba ngowama-2020, ube yinxalenye yochulumanco!

Indlela yokujoyina

1. Yiya ku-www.nalibali.org okanye ku-www.nalibali.mobi usayinele usapho lwakho, iklabhu yokufunda yakho okanye isikolo sakho ukuze uncedise ekwenzeni lo ibe ngowona mbhiyozo mkhulu woSuku lokuFunda ngokuVakalayo lweHlabathi eMzantsi Afrika.
2. Yenza iibheji zokubhiyozela uSuku lokuFunda ngokuVakalayo lweHlabathi nabantwana bakho. Sebenzisani ithempleyithi ekwiphepha le-16, okanye niziyele ezenu iibheji.
3. Ngomhla wesi-5 kweyoMdumba ngowama-2020, fundela aba balandelayo ibali lethu elikhethekileyo loSuku lokuFunda ngokuVakalayo lweHlabathi:
 - ★ abantwana bakho, abazukulwana nabatshana bakho
 - ★ abantwana abaseklasini yakho okanye esikolweni sakho
 - ★ amaqela abantwana kwiminyhadala ekhethekileyo yeklabhu yokufunda yenu, elayibrari okanye kwiziko loluntu.
4. Yenza neminye imisetyenzana eyonwabisa yoSuku lokuFunda ngokuVakalayo lweHlabathi. Ungasebenzisa iingcebiso ezikwiphepha lesi-3 ukwenza oko.




How to share our special World Read Aloud Day story

1. Before you read the story, introduce it to the children. Ask them, "Have you ever done something that didn't quite go as you had planned? What happened? How did that make you feel?" Encourage them to share their experiences with you.
2. Read the story, *A day to remember*, on pages 5, 6, 11 and 12 to the children. (Practise reading it aloud a few times before you read it aloud to the children.) Bring the story alive by putting lots of expression into your voice and using body actions as you read.
3. After you have read the story, ask the children these questions:
 - ★ Do you know any other stories with scary creatures in them? What happens in those stories?
 - ★ What do you think of Hope's plan? Do scary creatures have to be big? What ways can you think of to make scary creatures?

Indlela yokwabelana ngebali loSuku lokuFunda ngokuVakalayo lweHlabathi

1. Phambi kokuba ulifunde ibali, lazise ebantwaneni. Babuze, "Ingaba wakha wenza into engazange ihambe ngohlobo eyayicwangciswa ngalo? Kwenzeka ntoni? Oko kwakwenza waziva njani?" Bakhuthaze babelane nawe ngamava abo.
2. Fundela abantwana ibali elithi, *Usuku lokukhunjulwa*, elikumaphepha 5, 6, 11 nele-12. (Ziqhelanise nokulifunda ngokuvakalayo amatyeli ambalwa phambi kokuba ulifundele abantwana ngokuvakalayo.) Lenze libe nomdla ibali ngokuguqu-guqula ilizwi ukulungiselela imeko nokusebenzisa intshukumo yamalungu omzimba njengoko ufunda.
3. Emva kokuba ulifundile ibali, buza abantwana le mibuzo:
 - ★ Unawo amanye amabali owaziyo anezidalwa ezoyikekayo? Kwenzeka ntoni kuloo mabali?
 - ★ Ucinga ntoni ngecebo likaHope? Ingaba kunyanzelekile ukuba izidalwa ezoyikekayo zibe zikhulu? Zeziphi iindlela ocinga ngazo zokwenza izidalwa ezoyikekayo?



Drive your imagination



Celebrate World Read Aloud Day!



Here are some ideas for ways to celebrate World Read Aloud Day wherever you are.

- ♥ Let your children make their **World Read Aloud Day badges** (see page 16) before 5 February so that they can wear them on World Read Aloud Day.
- ♥ **Read the special World Read Aloud Day story**, *A day to remember*, (pages 5, 6, 11 and 12). Go to www.nalibali.org or www.nalibali.mobi and sign up to let us know how many children you read to. (See our suggestions for how to share the story on page 2.)
- ♥ Do one or more of the **story activities** suggested for *A day to remember* in the "Get story active!" section on page 13.
- ♥ **At home:** Invite family and friends over for a Read Aloud Night. Read your favourite books aloud to each other and share why you enjoy them so much. Share old and new favourites with one another.
- ♥ **At your school:** Create a "read aloud space" and make sure that it has lots of books suitable for different ages. In the week before World Read Aloud Day, ask volunteers (children, staff, parents and community members) to sign up to read aloud to others throughout the day on 5 February. On World Read Aloud Day, let children enjoy being read to in this special space.
- ♥ **In the community:** Arrange a story-sharing event at your library or in another community space. Invite adults and children to come along and share stories that are important to them, whether these are tales passed down through their families, or come from books that are special to them. Give away material on the importance of reading to children. You can find tip sheets in different South African languages to download for free in the "Story sharing" section of the Nal'ibali website: www.nalibali.org.
- ♥ **At work:** Leading up to World Read Aloud Day, organise a book collection drive by asking your co-workers to donate books that can be given to a local school or reading club. And on 5 February spend time as part of a meeting, during a lunch break, or after hours reading together.



Bhiyozela uSuku lokuFunda ngokuVakalayo lweHlabathi!

Nazi izimvo ngeendlela zokubhiyozela uSuku lokuFunda ngokuVakalayo lweHlabathi kuloo ndawo ukuyo.

- ♥ Abantwana bakho mabazenzele **iibheji zokubhiyozela uSuku lokuFunda ngokuVakalayo lweHlabathi** (jonga kwiphepha le-16) phambi komhla wesi-5 kweyoMdumba ukuze bazinxibe ngoSuku lokuFunda ngokuVakalayo lweHlabathi.
- ♥ **Funda ibali elikhethekileyo loSuku lokuFunda ngokuVakalayo lweHlabathi** elithi, *Usuku lokukhunjulwa*, (amaphepha 5, 6, 11 nele-12). Yiya ku-www.nalibali.org okanye ku-www.nalibali.mobi uzibandakanye ukuze usazise ukuba bangaphi abantwana obafundeleyo. (Jonga iingcebiso zethu ngendlela yokwabelana ngebali kwiphepha lesi-2.)
- ♥ Yenza **umsebenzi webali** ube mnye nangaphezulu kule icetyiswe ngoSuku lokukhunjulwa kule ikwiCandelo elithi "Yenza ibali linike umdla!" kwiphepha le-13.
- ♥ **Ekhaya:** Memela usapho lwakho nabahlobo kuBusuku bokuFunda ngokuVakalayo. Fundelanani ngokuvakalayo iincwadi zenu enizithandayo nabelane ngokuba kutheni nizonwabela kangaka. Yabelanani ngezindala nezintsha enizithandayo.
- ♥ **Esikolweni sakho:** Yenza "indawo yokufunda ngokuvakalayo" uqinisekise ukuba ineencwadi ezininzi ezilungele abantwana ngokobudala babo obahlukeneyo. Kwiveki engaphambi kwale yoSuku lokuFunda ngokuVakalayo lweHlabathi, cela amavolontiya (abantwana, ootiishala, abazali, nabantu basekuhlaleni) ajoyine ukuze afundele abanye ngokuvakalayo imini yonke ngomhla wesi-5 kweyoMdumba. NgoSuku lokuFunda ngokuVakalayo lweHlabathi, abantwana mabonwabele ukufundelwa bekule ndawo ikhethekileyo.
- ♥ **Ekuhlaleni:** Lungisa umbhiyozo wokwabelana ngamabali kwithala leencwadi lenu okanye kwenye indawo kwalapha ekuhlaleni. Mema abantu abadala nabantwana beze bazokwabelana nabanye ngamabali abalulekileyo kubo, nokuba ngamabali abaliswa kwizizukulwana kwiintsapho zabo, okanye ngaweencwadi ezikhethekileyo kubo. Nikezela ngezixhobo ezichaza ngokubaluleka kokufundela abantwana. Ungafumana amaxwebhu eengcebiso ngeelvimi ezahlukeneyo zoMzantsi Afrika ongawakopa simahla kwicandelo elithi "Story sharing" lewebhusayithi kaNal'ibali: www.nalibali.org.
- ♥ **Emsebenzini:** Ekulungiseleleni uSuku lokuFunda ngokuVakalayo lweHlabathi, cwangcisa iphulo lokuqokelela iincwadi ngokucela osebenza nabo ukuba banikezele ngeencwadi ezinokunikezelwa kwisikolo sasekuhlaleni okanye iklabhu yokufunda. Niya kuthi ngomhla wesi-5 kweyoMdumba niithathe ixesha nifunda kunye niyintlanganiso, ngexesha lokutya lasemini okanye emva komsebenzi.

WIN! WINA!



For a chance to win some Book Dash books, write a review of the story, *What's at the park?* (pages 7 to 10), and email it to team@bookdash.org, or take a photo and tweet us at [@bookdash](https://twitter.com/bookdash). (Your review could be published in a future Nal'ibali Supplement!) Remember to include your full name, age and contact details.

Ukuze ufumane ithuba lokuwina iincwadi zakwaBook Dash, bhala uphengululo lwebali elithi, *Kukho ntoni epakini?* (kwiphepha lesi-7 ukuya kwele-10), uze ulithumele ngeimeyile ku-team@bookdash.org, okanye thatha ifoto uze uyithumele nge-tweet kuthi ku-[@bookdash](https://twitter.com/bookdash). (Uphengululo lwakho lungapapashwa kuHlelo oluzayo lukaNal'ibali!) Khumbula ukufaka igama lakho elipheleleyo, ubudala kunye neenkukacha zoghagamshelwano.

book
dash

Story stars



Meet the author of this year's World Read Aloud Day story, Lorato Trok! Lorato is a qualified teacher and librarian, a literacy activist who is passionate about children's literature (particularly in indigenous languages), a published author and a member of the team that produces the Nal'ibali Supplement.

How did you start writing for children?

When I worked as a librarian in my hometown of Kuruman in the Northern Cape, there were no children's books in Setswana so I started re-versioning English stories into Setswana for local teachers and children. When I saw the happy faces of the children as they listened to stories in their mother tongue, I knew it was a myth that South Africans don't want to read in African languages!

What advice would you give someone wanting to write for children?

Put yourself in a child's shoes when you write, and read, read and read children's stories!

What languages do you write and read in?

I write mostly in Setswana, but also in English. I read in Setswana and English, and sometimes in Afrikaans.

What makes children want to read?

Interesting, colourful stories. Stories that reflect their own lives and identities.

Have you always liked books?

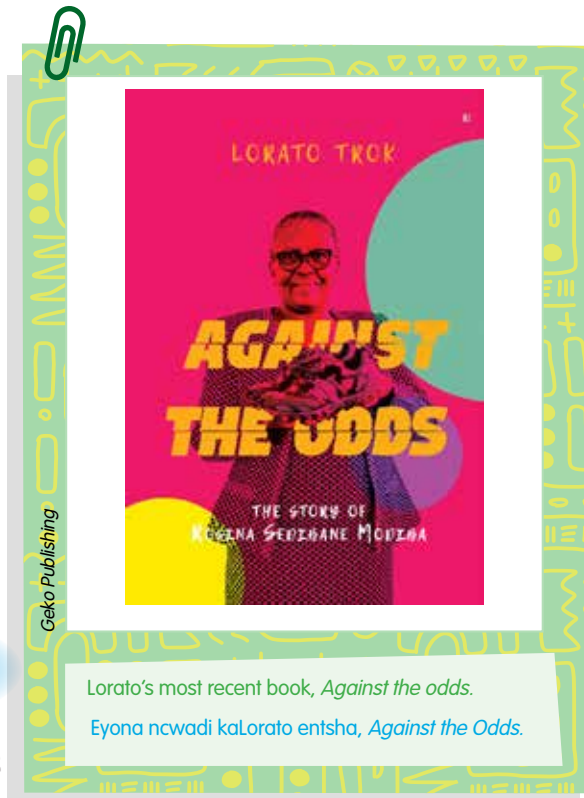
Yes, for as long as I can remember. Even now, when I go to a party, I take a book with me to read!

Who helped to grow a love of reading in you?

My mother and my aunt. They were master story tellers who told me stories every single night! I knew then this was what I wanted to do with my life.

Complete the sentence:
Stories are ...

... a gift to the world!



limbalasane zamabali



Dibana nombhali webali lalo nyaka loSuku lokuFunda ngokuVakalayo lweHlabathi, uLorato Trok! ULorato ngutiishala oqeqeshiweyo kwanosothala, umququzeleli welitheresi olitsha-ntliziyo ngeencwadi zabantwana (ngakumbi ezibhalwe ngeelwimi zesiNtu), umpapashi ophum'izandla nolilungu leqela eliphuhlisa uHlelo lukaNal'ibali.

Waqala njani ukubhalela abantwana?

Xa ndandisebenza njengosothala kwithala leencwadi kwidolophu yakokwethu iKuruman eMntla Koloni, zazingekho iincwadi zabantwana ezibhalwe ngeSetswana ngoko ke ndaqalisa ukuguqula amabali esiNgesi abhalelwe ootitshala basekuhlaleni nabantwana ndiwabhale ngeSetswana. Ndathi ndakubona ulonwabo ebusweni babantwana xa bephulaphule amabali angolwimi lwabo lweenkobe, ndazi ukuba yayiyintsomi into yokuba abemi baseMzantsi Afrika abafuni kufunda ngeelwimi zaseAfrika!

Ngcebiso ni ongayinika umntu ofuna ukubhalela abantwana?

Zive njengomntwana xa ubhala, yaye ufunde, ufunde, ufunde amabali abantwana!

Zeziphi iilwimi obhala ufunde ngazo?

Ikakhulu ndibhala ngeSetswana, kodwa nangesiNgesi. Ndifunda ngeSetswana nangesiNgesi, ngamanye amaxesha ngesiAfrikansi.

Yintoni eyenza abantwana bafune ukufunda?

Amabali anomdla nahonjiswe ngemibalabala. Amabali abonisa ngobomi babo nobuni babo.

Wawusoloko uzithanda iincwadi?

Ewe, kangangoko ndinokukhumbula. Nangoku xa ndisiya epatini, ndihamba ndiphethe incwadi yokufunda!

Ngubani owakunceda ukukhulisa uthando lokufunda?

NguMama noMakazi. Babengoonobalisa abagqwesileyo ababendibalisele amabali ubusuku nobusuku! Ndahle ndazi kwangoko ukuba le yayiyinto endandifuna ukuyenza ebomini bam.


Gqibezela esi sivakalisi:
Amabali a ...

... sisipho kwiHlabathi!



Create TWO cut-out-and-keep books

1. Take out pages 5 to 12 of this supplement.
2. The sheet with pages 5, 6, 11 and 12 on it makes up one book. The sheet with pages 7, 8, 9 and 10 on it makes up the other book.
3. Use each of the sheets to make a book. Follow the instructions below to make each book.
 - a) Fold the sheet in half along the black dotted line.
 - b) Fold it in half again along the green dotted line.
 - c) Cut along the red dotted lines.



Zenzele iincwadana EZIMBINI onokuzisika-ze-uzigcine

1. Khupha iphepha lesi-5 ukuya kwele-12 kolu hlelo.
2. Uxwebhu olunamaphepha aqala kwelesi-5, elesi-6, ele-11 nele-12 lwenza incwadi yokuqala. Uxwebhu olunamaphepha aqala kwelesi-7, elesi-8, ele-9 nele-10 lwenza eyesibini incwadi.
3. Sebenzisa uxwebhu ngalunye kula mabini ukwenza incwadana. Landela imiyalelo engezantsi ukwenza incwadi nganye.
 - a) Songa uxwebhu phakathi kumgca wamachaphaza amnyama.
 - b) Phinda ulusonge phakathi kwakhona ulandela umgca wamachaphaza aluhlaza.
 - c) Sika ke ngoku ulandela imigca yamachaphaza abomvu.



Drive your imagination

UNeo wabona indlela uHope awayelusizi ngayo. "Sisicwangciso esihle eso, Hope!" watsho. "Masive phaya emva kwelaa tyholo likhulu. Akukho mntu uza kusibona phaya." UJosh noHope bangwala bevmelana baza bahamba.

"Josh, hamba uye kufuna izint. Neo, khulula umnqwazi wakho wabaphangi baselwandle nesiciko sokukhusela iliso," wayalela uHope njengoko wayekhupha iimpahla zakhe zekarati nebhloni kwingxowa yakhe.

UJosh wazifumana izinti ezibhityileyo ngasemgqomeni wenkunkuma baza abahlolo abathathu bahlala emva kwetyholo besebenzisa umtya osuka kwingxowa kaHope ukuzoluka ziphambane ukwenza umzimba wesidalwa. Waza uHope wavuthela ibhloni wayibophelela yenza intloko yesidalwa.

Basinxibisa isidalwa iimpahla zikaHope zekarati, nomnqwazi kaNeo wabaphangi baselwandle nesiciko esikhusela iliso. UJosh wasibophelela isidalwa kwikayiti yakhe. Baza balungat!

Josh found some thin sticks next to a dustbin and the three friends sat behind the bush using string from Hope's bag to tie them together in a cross-shape for the creature's body. Then Hope blew up the balloon and tied that on for the creature's head.

They dressed the creature in Hope's karate clothes and Neo's pirate hat and eye patch. Josh tied the creature onto his kite. And then they were ready!



Hope, Neo and Josh are off to the park for some fun, but things don't work out quite as Hope had planned. When they arrive at the park, it's filled with people who have come to listen to the mayor's speech. Then Bella, her mom and Noodle arrive and that's when everything goes horribly wrong!



UHope, uNeo noJosh baya epakini bayokuzonwabisa, kodwa izinto azihambi ngolu hlobo uHope ebecwangcise ngalo. Xa befika epakini, kuzele ngabantu abaze kuphulaphula intetho kasodolophu. Kufika uBella, umama wakhe noNoodle ize yonke into iqalise ukuhamba kakubi!

Nal'ibali is a national reading-for-enjoyment campaign to spark and embed a culture of reading across South Africa. For more information, visit www.nalibali.org or www.nalibali.mobi



UNal'ibali liphulo likazwelonke lokufundela ukuzonwabisa elinjongo yalo ikuvuselela nokwendiselisa inkcubeko nesithethe sokufunda kuMzantsi Afrika uphela. Ukuze ufumane iinkcukacha ezithe vetshe, ndwendwela ku-www.nalibali.org okanye ku-www.nalibali.mobi



Drive your
imagination



Neo saw how sad Hope was. "Nice plan, Hope!" he said. "Let's go over there behind that big bush. No one will see us there." Josh and Hope nodded in agreement and off they went.

"Josh, you go and find some sticks. Neo, take off your pirate hat and eye patch," instructed Hope as she took her karate clothes and a balloon out of her bag.

A day to remember Usuku lokukhunjulwa

Lorato Trok
Rico



World Read Aloud Day 2020
USuku lokuFunda ngokuVakalayo lweHlabathi ngowama-2020

Bathi bakufika epakini, babona usodolophu erhangqwe yinyambalala yabantu. “Kwenzeka ntoni?” uJosh wabuza inkosikazi eyayini kufutshane.

“Kaloku, ixesha elide, usodolophu ubesoloko efumana izikhala kuba kungekho mthunzi waneleyo epakini,” yatsho. “Ngoko ke uqinisekise ukuba kutyalwe imithi emininzi emitsha yaye namhlanje ulapha ukuzovuyisana ngoku nomntu wonke.”

“Yho hayi! Ipaka izele kakhulu ukuba isicwangciso sam singasebenza,” watsho uHope, edanile.

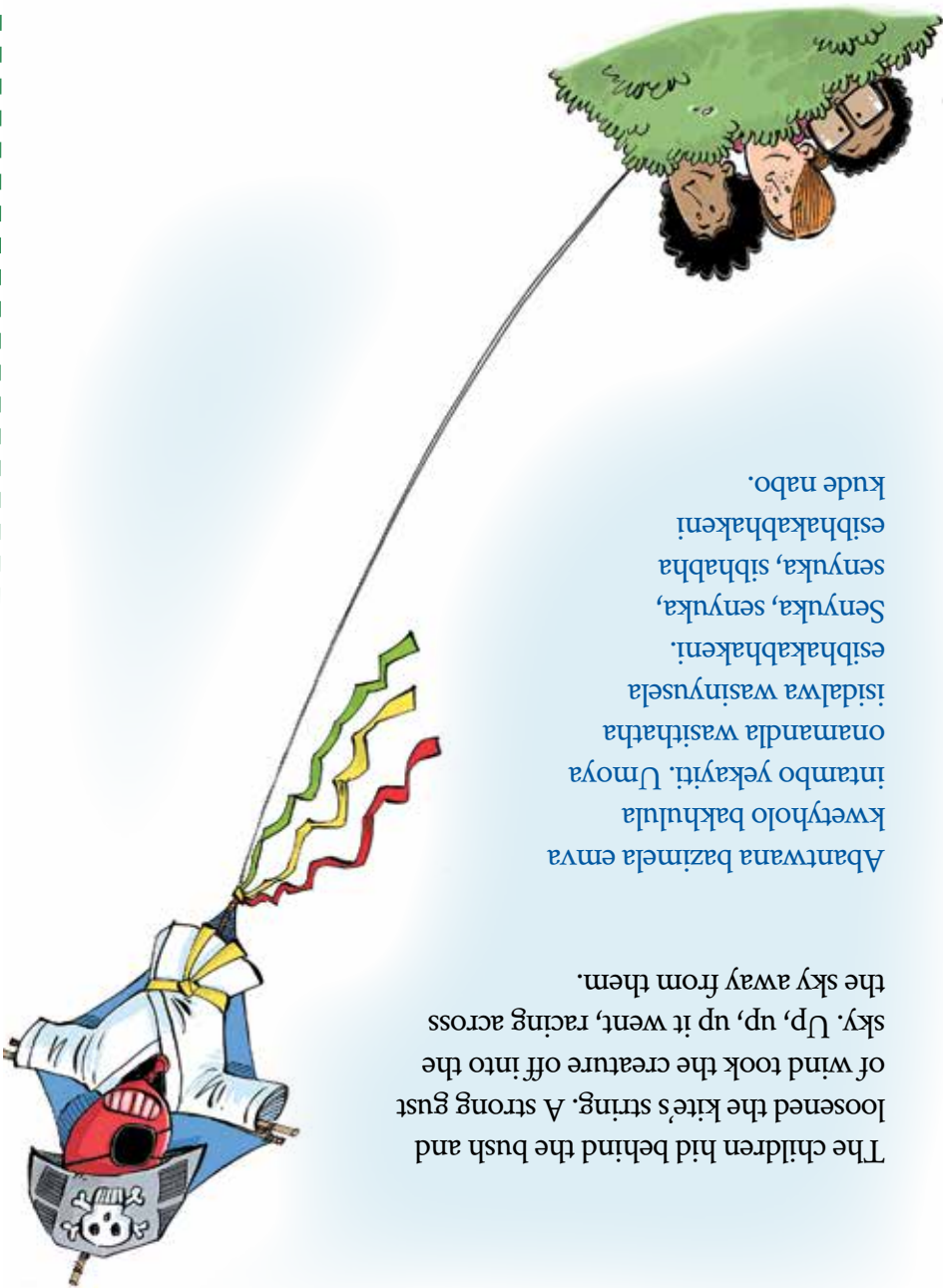
“Esiphi isicwangciso?” wabuza uNeo noJosh ngaxeshanye, bejongana.

“Nisakhumbula ngebali lentombazana elikroti eyasindisa ilali yayo?” wabuza uHope. “Kaloku, bendinethemba lokuba siza kwenza isidalwa esoyikekayo, sisibophelele kwikayiti kaJosh size sisibhabhise phezu kwepaka. Kodwa jonga ngoku!” watsho uHope ekhomba abantu abonwabileyo berhange usodolophu.



The children hid behind the bush and loosened the kite's string. A strong gust of wind took the creature off into the sky. Up, up, up it went, racing across the sky away from them.

Abantwana bazimela emva kwetyholo bakhulula intambo yekayiti. Umoya onamandla wasithatha isidalwa wasinyusela esibhakabhakeni. Senyuka, senyuka, senyuka, sibhabha esibhakabhakeni. Kude nabo.



Then Hope explained her plan and how it had gone wrong. The mayor listened, and when Hope had finished, he just looked at her ... and then he started laughing. “Well, now you can write your own scary creature story,” the mayor suggested.

Even though Hope’s plan did not quite work out, it was a day they would all remember!

Waza uHope wacacisa ukuba izicwangciso zakhe zonakele njani. Waphulaphula usodolophu, wathi esakugqiba uHope, wamjonga nje ... waza waqalisa ukuhleka. “Kaloku, ngoku ungabhala elakho ibali lesidalwa esoyikekayo,” wacebisa watsho usodolophu.

Nangona isicwangciso sikaHope singazange sisebenze, yayilusuku ababeza kulukhumbula bonke!



“Yinja!” atsho uZoey.



“It’s a dog!” says Zoey.

“Yingxolo yantoni leyo emva komthi?”
uyabuza uMakhulu.
“Ivakala ngathi yintaka?” uyabuza uZoey.
“Hayi,” atsho uMakhulu. “Ivakala ngathi inkulu
kunentaka. Ungayibona ukuba yintoni?”



“What’s that noise behind the tree?” asks Granny.
“Does it sound like a bird?” asks Zoey.
“No,” says Granny. “It sounds much bigger than a
bird. Can you see what it is?”



Lots more free books at bookdash.org

Nal’ibali is a national reading-for-enjoyment campaign to spark and embed a culture of reading across South Africa. For more information, visit www.nalibali.org or www.nalibali.mobi

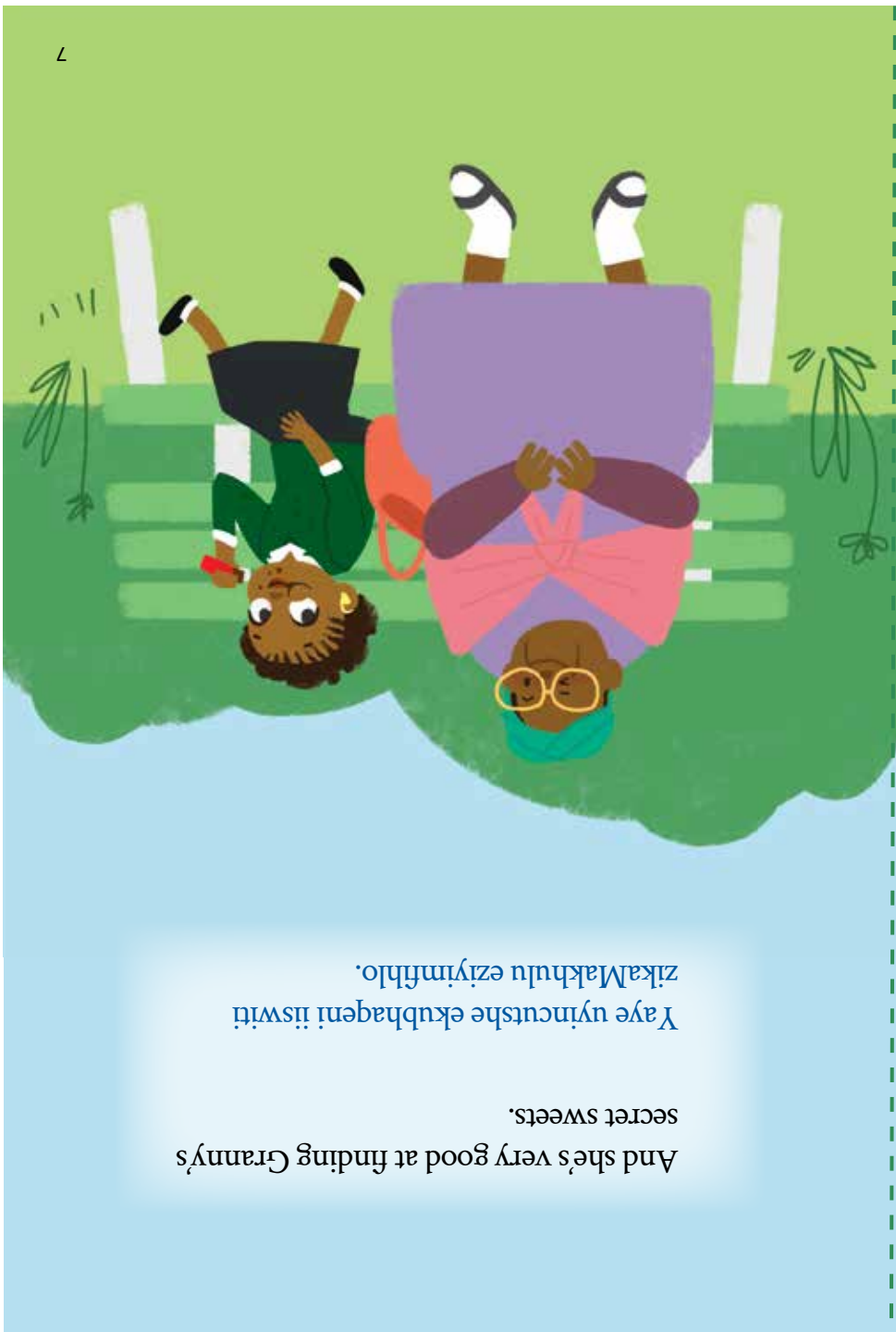


UNal’ibali liphulo likazwelonke lokufundela ukuzonwabisa elinjongo yalo ikukuvuselela nokwendiselisa inkcubeko nesithethe sokufunda kuMzantsi Afrika uphela. Ukuze ufumane iinkcukacha ezithe vetshe, ndwendwela ku-www.nalibali.org okanye ku-www.nalibali.mobi

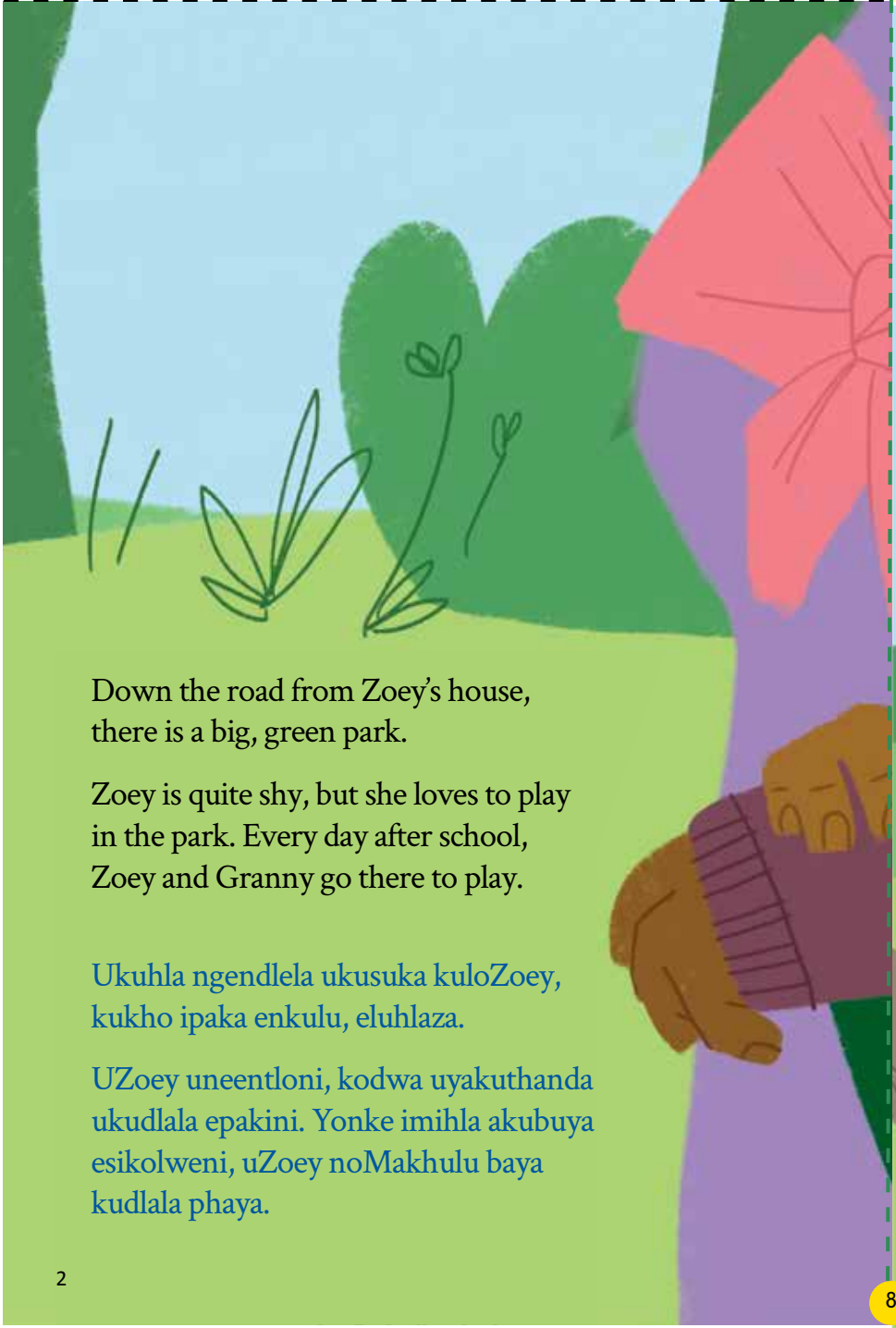


What’s at the park? Kukho ntoni epakini?

David Mann
Jess Jardim-Wedepohl



And she's very good at finding Granny's
secret sweets.
Yaye uyincutshe ekubhageni iiswiti
ziKaMakhulu eziyimfihlo.



Down the road from Zoey's house,
there is a big, green park.
Zoey is quite shy, but she loves to play
in the park. Every day after school,
Zoey and Granny go there to play.
Ukuhla ngendlela ukusuka kuloZoey,
kukho ipaka enkulu, eluhlaza.
Uzoey uneentloni, kodwa uyakuthanda
ukudlala epakini. Yonke imihla akubuya
esikolweni, uZoey noMakhulu baya
kudlala phaya.



"Phew!" says Granny. "That dog is very smelly!"
"Phu!" utsho uMakhulu. "Loo nja inuka kakhulu!"



Yaye ukusukela loo mini, uZoey,
uMakhulu nomhlobo wabo omtsha
badlala epakini yonke imihla.



She can find the prettiest flowers and
the tallest trees.



Uyakwazi ukufumana ezona
ntyatyambo zinde neyona mithi mide.




And from that day on, Zoey, Granny
and their new friend played in the
park every day.



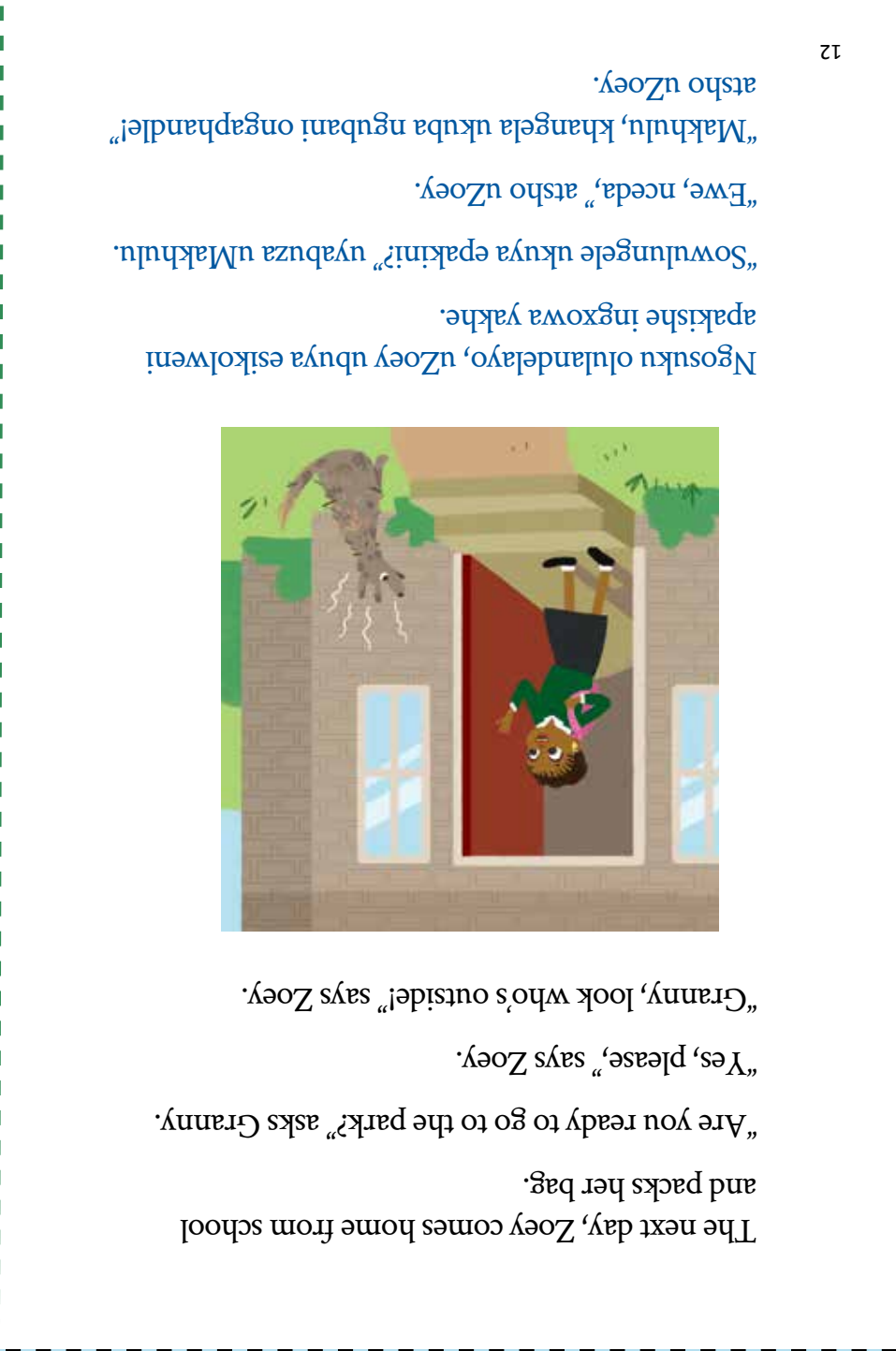


Zoey is good at finding things – even better than Granny! She can find birds and bugs.

Uzoey uyincutshhe ekukhangeleni izinto – nangaphhezu koMakhulu! Uyakwazi ukufumana iintaka nezinambuzane.



UMakhulu udinga izipeks ukuze abone. Kodwa uyeva kakuhle.



Ngosuku olulandelayo, uZoey ubuya esikolweni apakishhe ingxowa yakhe.

“Sowulungele ukuya epakini?” uyabuza uMakhulu.

“Ewe, nceda,” atsho uZoey.

“Makhulu, khangela ukuba ngubani ongaphandle!” atsho uZoey.

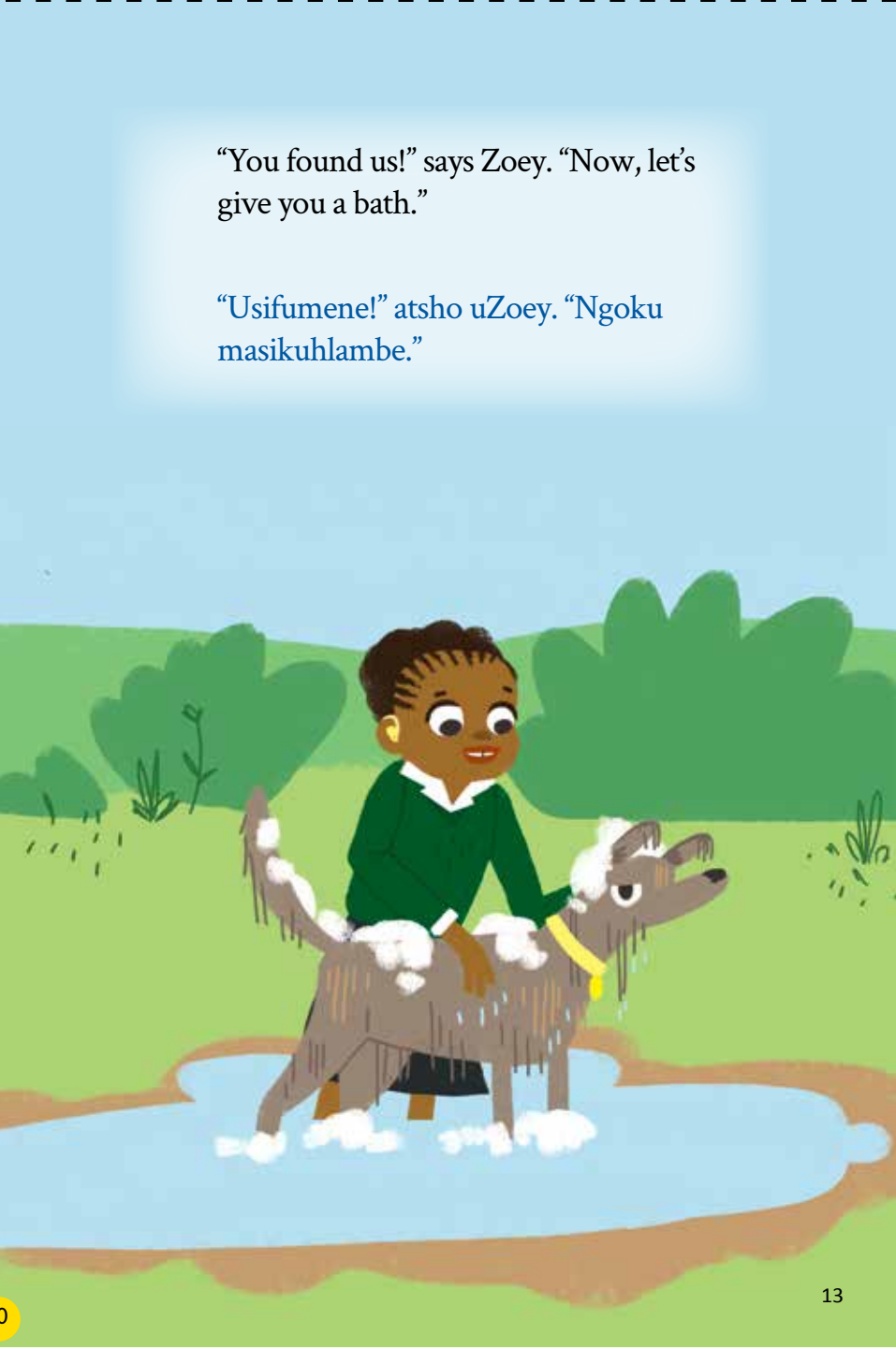


The next day, Zoey comes home from school and packs her bag.

“Are you ready to go to the park?” asks Granny.

“Yes, please,” says Zoey.

“Granny, look who’s outside!” says Zoey.



“You found us!” says Zoey. “Now, let’s give you a bath.”

“Usifumene!” atsho uZoey. “Ngoku masikuhlambe.”

Ngaxesha nye, uBella nomama wakhe babefikile epakini bezokwakisa uNoodle. Wathi uNoodle akubona isidalwa sijinga esibhakabhakeni, wagalisa ukukhonkotha exhuzula umnxeba wokulawula inja. UBella wazama ukubamba umnxeba wokulawula kaNoodle, kodwa waxhutha kakhulu kangangokuba kwafuneka amyeke. Nanko ebeleka uNoodle enqumla ipaka. UBella nomama wakhe bamleqa.



In the meantime, Bella and her mom had arrived at the park to walk Noodle. When Noodle saw the creature dangling in the sky, he started barking and pulling on his leash. Bella tried to hold onto Noodle's leash, but he pulled so hard that she had to let go. Off went Noodle across the park. Bella and her mom chased after him.

Neo, Josh, Hope, Bella and her mom raced over to help. They found the mayor on the ground next to the creature with Noodle still barking at it. The children helped to calm Noodle down while Bella's mom helped the mayor up.

UNeo, noJosh noHope noBella nomama wakhe babaleka baya kunceda. Bamfumana ephantsi usodolophu ecaleni kwesidalwa noNoodle esasikhonkotha. Abantwana bancedisa ukuzolisa uNoodle logama uBella nomama wakhe babanceda bephakamisa usodolophu.



When they got to the park, they saw the mayor surrounded by a large crowd of people. "What's going on?" Josh asked a woman standing nearby. "Well, for a long time, the mayor got lots of complaints because there wasn't enough shade in the park," she said. "So, he made sure that lots of new trees were planted and today he's here to celebrate this with everyone." "Oh no! The park is too full for my plan to work," said Hope, disappointed. "What plan?" asked Neo and Josh at the same time, looking at each other. "Do you remember the story I read about the brave girl who saved her village?" asked Hope. "Well, I was hoping we could make a scary creature, tie it to Josh's kite and then fly it over the park. But now look!" said Hope pointing to the happy people standing around the mayor.

"Hurry up, Neo, we don't have much time!" said Hope putting down her heavy bag. Hope and Josh were waiting for Neo. They were all going to the park as part of Hope's plan!

Hope had started hatching a plan after reading the new book her mother had bought her. It was about a girl who had bravely saved her village from a scary creature. Hope had enjoyed the book so much that she had finished it in a day and had even dreamt about the scary creature that night!

"Khawulezisa, Neo, asinaxesha lininzi!" watsho uHope ebeka phantsi ingxowa yakhe enzima. UHope noJosh babelinde uNeo. Bonke babesiya epakini njengenxenye yesicwangciso sikaHope!

UHope wayeqale ukucinga isicwangciso emva kokufunda incwadi entsha umama wakhe awayemthengele yona. Yayingentombazana eyayisindise ngobukroti ilali yayo kwisidalwa esasisoyikeka. UHope wayonwabela incwadi kangangokuba wagqiba ukuyifunda ngosuku wada waphupha ngesidalwa esoyikekayo ngobo busuku!





“Ndiyathemba ukuba loo nto usicwangcisele yona iza kusonwabisa. Kutheni ungxame kangaka nje?” UNeo wabuza uHope njengoko wayevala ucango olungaphambili. UNeo wayenxibe umnqwazi wakhe awuthandayo wabaphangi baselwandle nesicikwana esikhusela iliso.


“Andazi nto tu ndiyafana nawe, Neo. UHope ucele nje ukuba ndize nekayiti yam epakini,” watsho uJosh ekhomba ikayiti yakhe.

“Ndithembeni, niza kuyonwabela le nto!” watsho uHope ehamba ngaphambili kwabahlobo bakhe. UNeo noJosh balandela, bezama ukungashiyeki.

“I hope that what you’ve planned for us will be fun. Why are you in such a hurry?” Neo asked Hope as he shut the front door. Neo was wearing his favourite pirate hat and eye patch.

“I’m as clueless as you are, Neo. Hope just asked me to bring my kite to the park,” said Josh pointing to his kite.

“Trust me, you’ll enjoy this!” said Hope as she walked off ahead of her friends. Neo and Josh followed, trying to keep up.



Saza isidalwa sagala ukundandela ezantsi sibhekise ngakwintloko kasodolophu kanye xa wayesenza intetho yakhe! UNoodle wayebalekela ngakuye esakhonkotha isidalwa – noBella nomama wakhe bengekudanga belandela ngasemva.

UJosh wawutsala umtya wekayiti, ezama ukunyusa isidalwa sinyukele esibhakabhakeni, kodwa kwaba usodolophu wamwisa. Amaphetshana anentetho kasodolophu aphaphatheka agcwalisa ipaka, baza abantu baqalisa ukubalekela macala onke.

Then the creature started to float down towards the mayor’s head as he was making his speech! Noodle was running towards him still barking at the creature – and Bella and her mom were not far behind.

Josh pulled on the kite’s string, trying to get the creature up higher into the sky, but it was too late. Noodle leapt up at the creature, knocking over the mayor. Bits of paper with the mayor’s speech on it flew all over the park, and people started running in all directions.




Get story active!

Here are some activities for you to try. They are based on all the stories in this edition of the Nal'ibali Supplement: *A day to remember* (pages 5, 6, 11 and 12), *What's at the park?* (pages 7 to 10) and *Hazel, the harmonising hen* (page 14).

A day to remember

1. Draw or paint a picture of your favourite part of the story.
2. Imagine that you are a TV news reporter who is at the park to do a live report on the mayor's visit. Get together with a few friends and create the report of what actually happens at the park!
3. Follow these instructions to make a kite using recycled materials.
 - ♥ You will need: two long, thin sticks; string; a plastic shopping bag; kokis; a ruler; scissors; tape.
 - ♥ Lay the two sticks on top of each other in the shape of a cross. Wind some string tightly around the middle of the cross (where the two sticks meet) to keep the sticks together.
 - ♥ Cut a plastic shopping bag down one side and across the bottom. Then lay it out flat.
 - ♥ Place the sticks on the plastic bag.
 - ♥ Use a koki and a ruler to draw lines on the plastic bag that join the four ends of the sticks. Once you have done this, you should have a diamond shape on the plastic bag.
 - ♥ Cut out the diamond shape.
 - ♥ Tape the diamond shape to the sticks at the top, bottom and on the sides.
 - ♥ Cut some strips from the part of the plastic bag that you didn't use for the diamond shape. Use tape to stick these to the bottom of the kite to make a tail.
 - ♥ Create a line for your kite by tying a long piece of string around the middle of the cross-shape where the sticks meet. Make sure you make a few knots.
 - ♥ Have fun flying your kite!



Yenza ibali linike umdla!

Nantsi eminye imisebenzi onokuyizama. Isekwe kuwo onke amabali kolu papasho loHlelo lukaNal'ibali: *Usuku lokukhunjulwa* (iphepha lesi-5, lesi-6, le-11 nele-12), *Kukho ntoni epakini?* (iphepha lesi-7 ukuya kwele-10) nelithi *UHazel, isikhukukazi esitsholoza kamnandi* (iphepha le-15).

Usuku lokukhunjulwa

1. Zoba okanye upeyinte umfanekiso weyona ndawo uyithandayo apha ebalini.
2. Yiba nomfanekiso ngqondweni wokuba uyintatheli yeendaba zikamabonakude esepakini eyokwenza ingxelo ngotyelelo lukaSodolophu. Dibana nabahlobo abambalwa niyiqukunqe ingxelo ngokona kwenzekayo epakini!
3. Landela le miyalelo ukwenza ikhayithi usebenzisa izixhobo esezikhe zasebenza.
 - ♥ Uza kudinga: iintonga ezibhityileyo ezimbini; umtya; ingxowa yeplastikhi yokuphatha izinto; iikoki; irula; isikere; neteyiphu.
 - ♥ Beka iintonga ezimbini enye phezu kwenye zimile njengomnqamlezo. Zidibanise ziqine nkqj ngomtya (kule ndawo zidibana kuyo) ukuzigcina zikunye.
 - ♥ Sika ingxowa yeplastikhi ukuhla kwicala elinye naphaya ngaphantsi. Ke ngoku yibeke phantsi ivulekile.
 - ♥ Beka iintonga phezu kwengxowa yeplastikhi.
 - ♥ Sebenzisa ikoki nerula ukuzoba imigca ejoyina amacala omame eentonga kwengxowa yeplastikhi. Usakuba ukwenzile oku, uya kuba nento ekumila ngathi yidayimani kwengxowa yeplastikhi.
 - ♥ Yisike le ndawo imile ngathi yidayimani.
 - ♥ Ncamathisela le nto ikumila ngathi yidayimani kwiintonga ngasentla, ngezantsi nasemacaleni.
 - ♥ Sika imicu yeplastikhi kwezi ndawo zeplastikhi ongakhange uzisebenzise ukwenza idayimani. Sebenzisa iteyiphu ukuyincamathisela kwicala elingaphantsi lekhayithi ukwenza umsila.
 - ♥ Yenza umgca wekhayithi yakho ngokubophelela umtya omde kule ndawo ingumnqamlezo apho zidibana khona iintonga. Qiniseka ukuba wenza amaqhina ambalwa.
 - ♥ Yonwabela ukubhabhisa ikhayithi yakho!

What's at the park?

- ♥ What would you have done if you had met the dog at the park?
- ♥ Try retelling the story in your own way using the pictures to guide you.

Kukho ntoni epakini?

- ♥ Ngewawenze ntoni ukuba ngewawudibene nenja epakini?
- ♥ Zama ukulibalisa ibali ngendlela yakho ukhokelwa yimifanekiso.

Hazel, the harmonising hen

- ♥ If you were Hazel, what would you have chosen: to have beautiful feathers or to have a beautiful voice? Why?
- ♥ Imagine that Hazel wrote a note to remind herself of the important lesson that she learnt from what happened in the story. What do you think her note would say? Try writing it! (You could start like this: Always remember that ...)



UHazel, isikhukukazi esitsholoza kamnandi

- ♥ Ukuba wawunguHazel, ngewawukhethe ntoni: ukuba neentsiba ezintle okanye ukuba nelizwi elimnandi? Ngoba?
- ♥ Yiba nomfanekiso ngqondweni wokuba uHazel uzibhalele inowuthi ukuzikhumbuza ngesifundo esibalulekileyo awasifunda kokwenzekayo ebalini. Ucinga ukuba inoba inowuthi yayiza kuthini? Zama uyibhale! (Ungaqala ngolu hlobo: Ubokusoloko ukhumbula ukuba ...)



Hazel, the harmonising hen

By Nonhlanhla Dube ■ Illustrations by Heidel Dedekind



Long, long ago, in a small village near where Nongoma is today, there lived a hen called Hazel. Hazel lived on a farm with lots of other animals, like cows, sheep, ducks and a peacock.

Hazel had a beautiful voice and sang so sweetly that all the other animals decided that her job on the farm would be to wake them up every morning with her lovely melodies.

Very early each morning, Hazel would sit on top of the big rock by the gate and start singing. *Pok-pok-a-dooooooooo! Cluck-cluck-a-roooooooooo!* All the other animals loved waking up to the sounds of her wonderful voice.

Now, although she was a good singer, Hazel did not like what she looked like at all.

"My creamy feathers are boring, and my legs aren't long enough. There is nothing special about the way I look. Philani, the peacock, is such a beautiful bird with his long neck and legs. He has glorious feathers that change colours in the reflection of the sun," said Hazel.



Whenever Hazel saw Philani strutting around the farm with his long legs, she would wish that she too was a beautiful peacock. "I wish I had beautiful feathers like Philani," she sighed.

One day, Hazel decided to do something about the way she looked, so she went to ask for help from wise Mpande, the tortoise. Everyone always said that Mpande had been living in the village since the beginning of time. They said that he carried all his wisdom in the shell on his back. When someone needed help with anything, they always spoke to Mpande.

When Hazel explained what was troubling her, Mpande looked at her from head to toe. "I can help you, but there will be a price to pay for changing what you look like," he said shaking his head. "You will have to accept any other changes that may happen to you."

Hazel did not give Mpande's words much thought. She had already decided that she would do anything to look different. "I will accept any changes! I just need to look as special as other birds," replied Hazel.

The wise tortoise warned Hazel again that changing what she looked like would not be easy. "To make the magic work, you will have to give up something," he explained.

Hazel didn't really understand what this meant, but she agreed to go ahead anyway.

Mpande handed Hazel a potion to drink. "Drink this before you go to sleep tonight and in the morning you will be as beautiful as the rising morning sun," he explained.

Hazel rushed back to the farm. She was so excited that she decided to go to sleep very early that evening. Before she went to bed, she did exactly as Mpande had told her.

Early the next morning, Hazel rushed over to a nearby stream to look at her reflection in the water. A beautiful looking hen stared back at her! The feathers on her body were the colours of the rainbow and her wings were long with violet, silver and gold on them. Hazel jumped up and down with joy!

She was so excited that she burst out in song ... but as she started singing, a loud screech came out of her mouth! What had happened to her beautiful voice?



All the other animals on the farm heard the loud noise and woke up, frightened. "What's going on?" asked the biggest cow.

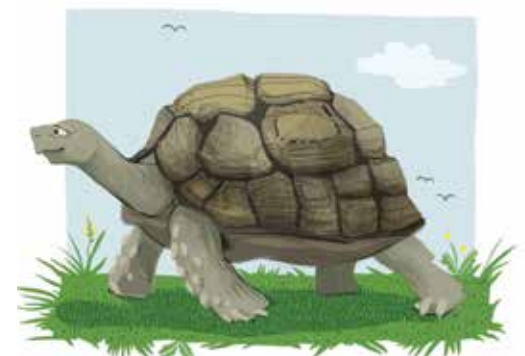
"*Kwenzekani?*!" asked a startled rabbit, poking his head out of the hole in the ground in which he slept.

"*Quack-quack!* What's that horrible noise?" shouted all the ducks.

When Hazel heard the sound of her voice and saw how it frightened the other animals, she rushed off in tears to find Mpande.

Mpande saw Hazel hurrying in his direction. When she reached him, she didn't even wait to catch her breath, "Mpa... Mpa... Mpande! It's my voice ... it's gone! Please help me! This is a disaster!" she said.

The wise tortoise was not surprised at all. "I warned you that you would have to give up something to get what you wanted. I can bring back your beautiful voice, but you will have to appreciate everything that makes you who you are, even the things you don't like so much," he said with a kind smile.



Hazel understood what Mpande was trying to teach her. What a wise tortoise he was!

Mpande brought back Hazel's voice and from that day on, she promised that she would love and appreciate all that made her who she truly was – Hazel, the harmonising hen!



UHazel, isikhukukazi esitsholoza kamnandi

Libali likaNonhlanhla Dube Imifanekiso izotywe nguHeidel Dedekind

Kudala-dala, kwilali encinane kufutshane nalapho uNongoma amni khona namhlanje, kwakuhlala isikhukukazi esigama laso lalinguHazel. UHazel wayehlala efama nezinye izilwanyana ezininzi, ezifana neenkomo, iigusha, amadada, nepikoko.

UHazel wayenelizwi elimnandi waye ecula kamnandi kangangokuba zonke ezinye izilwanyana zagqiba kwelokuba umsebenzi wakhe efama apho yayikubavusa ngeengoma zakhe ezimnandi ngazo zonke iintsasa.

Kusasa kakhulu ngentsasa nganye, uHazel wayehlala phezu kwelitye elikhulu ngasesangweni aqalise ukucula. *Ku-ru-kuuuu-gu! Koo-koo-koo-koo!* Zonke izilwanyana zazikuthanda ukuvuswa lilizwi lakhe elimnandi.

Nakuba nje wayeliciko lengoma, uHazel wayengayithandi konke konke inkangeleko yakhe.

"Iintsiba zam ezibucwambu ziyakruqula, yaye nemilenze yam ayimide ngokwaneleyo. Akukho nto ikhethekileyo ngendlela endikhangeleka ngayo. UPhilani, ipikoko, yintaka entle kakhulu enentamo ende nemilenze emide. Uneentsiba ezintle ezimana zitshintsha imibala xa zibhekise ngaselangeni," watsho uHazel.



Ngalo lonke ixesha uHazel ebona uPhilani enyalasa efama ngemilenze yakhe emide, wayeba nomnqweno wokunga naye angayipikoko entle. "Ndingwenela ukunga ndinganeentsiba ezintle ezifana nezikaPhilani," wayesitsho enesingqala.

Ngenye imini, uHazel wagqiba kwelokuba enze into ngale ndlela akhangeleka ngayo, waza waya kufuna uncedo kuMpande, ufudo olusisilumko. Wonke umntu wayesoloko esithi uMpande wayehlala esixekweni kwasekuqalekeni kwehlabathi. Babesithi ubulumko bakhe bonke wayebuthwele ngeqokobhe elisemqolo. Xa ubani wayefuna uncedo nangayo nantoni na, babesoloko bethetha noMpande.

Esakuba uHazel eyichazile into eyayimkhathaza, uMpande wamjonga wehla naye ukusuka entloko ukuya ezinyaweni. "Ndingakunceda, kodwa uya kuhlalula ngokutshintsha indlela okhangeleka ngayo," watsho enikina intloko. "Kuza kufuneka wamkele naziphi na ezinye iinguqulelo ezinokuthi zikwehlele."

UHazel zange awacingisise amazwi kaMpande. Wayesele egqibile ukuba wayengenza nantoni na ukuba akhangeleke ohlukile. "Ndakwamkela naziphi na iinguqulelo! Ndinga nje ukukhangeleka ngokukhethekileyo njengezinye iintaka," waphendula uHazel.

Ufudo olusisilumko lwamlumkisa uHazel kwakhona ukuba ukuzitshintsha inkangeleko yakhe kwakungazi kuba lula. "Ukwenza umlingo usebenze, kuza kufuneka ube nento oyincamayo," lwachaza.

UHazel wayengakuqondi ncam okuthethwa yile nto, kodwa wavuma ukuqhubeka noko kunjalo.

UMpande wanika uHazel iyeza ukuba alisele. "Sela oku phambi kokuba ulale ngokuhlwa nje yaye kusasa uya kuba umhle ufana nelanga lentsasa xa liphuma," wachaza.

UHazel wakhawuleza wabuyela efama. Wayechulumance kakhulu kangangokuba wagqiba kwelokuba alale kwangoko ngoko kuhlwa. Phambi kokuba alale, wenza kanye ngolu hlobo uMpande wayemxelele ngalo.

Kwangoko ngentsasa elandelayo, uHazel wakhawuleza waya kumlambo okufutshane ukuya kuzibuka inkangeleko yakhe emanzini. Isikhukukazi esinkangeleko intle samjonga naso! Iintsiba emzimbeni wakhe zaziyimibala yomnyama aye amaphiko akhe emade enemibala emsobo, esilivere negolide. UHazel watsibatsiba luvuyo!

Wayechulumance kangangokuba wadanduluka ngengoma ... kodwa wathi akugqala ukucula, kwaphuma emlonyeni wakhe isandi esihlabayo! Kwakwenzeke ntoni kwilizwi lakhe elimnandi?



Zonke ezinye izilwanyana efama zeva ingxolokazi zavuka, zisoyika. "Kwenzeka ntoni?" yabuza imazi enkulu yenkomo.

"Kwenzekani?!" yabuza imbila yothukile, ikroba kumngxuma osemhlabeni eyayilala kuwo.

"Kwak-kwak! Yintoni loo ngxolo yoyikekayo?" akhwaza onke amadada.


Wathi uHazel akuva isandi selizwi lakhe wabona nendlela eloyikise ngayo ezinye izilwanyana, wabaleka elila waya kukhangela uMpande.

UMpande wambona uHazel ebaleka esiza ngakuye. Wathi akufika kuye, zange alinde nokude ayeke ukuphefumlela phezulu, "Mpa... Mpa... Mpande! Lilizwi lam ... limkile! Ndinceda! Yintlekele le!" watsho.

Ufudo olusisilumko lwalumamangalanga konke. "Ndikulumkisile ukuba kuza kufuneka ube nento oyincamayo ukuzuzo loo nto uyifunayo. Ndingalibuyisa ilizwi lakho elimnandi, kodwa kuza kufuneka uyixabise yonke into ekwenza lo mntu unguye, kwanezo zinto ongaziithandi kakhulu," watsho ngoncumo olunobubele.

UHazel wakuqonda oko uMpande wayezama ukumfundisa kona. Olunjalo ufudo ukuba sisilumko!

UMpande walibuyisa ilizwi likaHazel yaye ukusukela loo mini, wathembisa ukuba wayeza kukuthanda akuxabise konke okwakumenza loo nto ayiyo – uHazel isikhukukazi esitsholoza kamnandi!



Nal'ibali fun

Okokuzonwabisa kwakwaNal'ibali





1. Make a badge

1. Cut along the red dotted line to cut out the badge.
2. Colour in the picture.
3. Cut a circle the same size as the badge from some thin cardboard, for example, a cereal box.
4. Use glue to paste the badge onto the cardboard.
5. Use sticky tape or masking tape to attach a safety pin to the back of the badge. Or make a hole at the top and thread some wool or string through it so that you can hang it around your neck.
6. Enjoy wearing your badge as you read and listen to stories on World Read Aloud Day.

Yenza ibheji

1. Sika ukhuphe ibheji ulandela umgca ongamachaphaza abomvu.
2. Faka umbala emfanekisweni.
3. Sika isangqa esilingana nebheji ngobukhulu kwikhadibhodi ephecephece, umzekelo, ibhokisi yesiriyeli.
4. Sebenzisa iglu ukuncamathelisa ibheji ekhadibhodini.
5. Sebenzisa into yokuncamathelisa eqinileyo ukuze uncamathelise umva wesipelitana ngasemva kwibheji yakho. Okanye ugqobhoze umngxunyana emantla ebheji ze ufake iwulu okanye umtya ukuze ukwazi ukuyijingisa entanyeni yakho.
6. Yonwabela ukunxiba ibheji yakho xa ufunda okanye umamele amabali ngoSuku lokuFunda ngokuVakalayo lweHlabathi.



2. Find the words

Can you find the word for "read" in different South African languages in the wordsearch box? Remember that the words can be forwards, backwards, up or down in the box.

Khangela amagama

Ungalifumana igama elithetha ukuthi "fundani" ngeelwimi ezahlukeneyo zoMzantsi Afrika kwiphazile? Khumbula ukuba amagama angabhalwa abheke phambili, ahlehle umva, enyuke okanye ehle kwiphazile.

F	U	N	D	A	N	I	G
U	X	H	B	N	D	F	N
N	B	D	A	E	R	O	A
D	P	U	L	E	E	S	S
Z	V	H	A	L	A	N	I
A	Y	A	N	V	H	Y	U
N	S	A	G	N	I	B	B
I	I	N	A	Y	A	L	H



Balang (Sepedi, Sesotho)
Buisang (Setswana)
Fundani (IsiNdebele, IsiXhosa, IsiZulu)
Fundzani (Siswati)

Hlayani (Xitsonga)
Lees (Afrikaans)
Read (English)
Vhalani (Tshivenda)



Nal'ibali is here to motivate and support you. **Contact us** by calling our call centre on **02 11 80 40 80**, or in any of these ways: AbakwaNal'ibali bakhona ukuze bakunike inkuthazo nenkxaso. **Nxibelelana nathi** ngokufonela iziko lethu leminxeba ku-**02 11 80 40 80**, okanye nangayiphi na enye kwezi ndlela zilandelayo:

www.nalibali.org www.nalibali.mobi [nalibaliSA](https://www.facebook.com/nalibaliSA) [@nalibaliSA](https://twitter.com/nalibaliSA) [@nalibaliSA](https://www.instagram.com/nalibaliSA) info@nalibali.org

Produced by The Nal'ibali Trust and Arena Holdings Education. Translation by Sindiswa Mbokodi. Nal'ibali character illustrations by Rico.

Daily Dispatch

The Herald

Sunday Times

Sowetan
IN THE KNOW ON THE MOVE.



Drive your
imagination

