



It's all about love!



Three special days that celebrate love, fall on 14 February each year: International Book Giving Day, Library Lovers' Day and Valentine's Day. Here is information on each of these days, as well as some ideas for celebrating them!



INTERNATIONAL BOOK GIVING DAY

Since it began in 2012, International Book Giving Day has continued to grow and grow. The focus of this day is on spreading a love of books and reading by encouraging people worldwide to give a book to a child on 14 February.

You could:

- ★ give a book to a child who is a family member
- ★ leave a book in the waiting room of a doctor or clinic for children to read
- ★ donate a book to your child's school or class.

And it doesn't have to cost a lot either. Book Dash (www.bookdash.org) and the African Storybook (www.africanstorybook.org) have children's books that you can download and print for free!



LIBRARY LOVERS' DAY

Library Lovers' Day started in Australia, but now it is celebrated all around the world. This day is an opportunity for library staff to show off their libraries, and for the rest of us to show our love for libraries.

If you work at a library, try these things.

- ★ Create a display using our special poster on page 2 and some books about love.
- ★ Leave bookmarks in different places in your library as a nice surprise for library-users to find and keep.
- ★ Invite an author to read to children at your library in the week of 14 February.

Here are some ideas for everyone else.

- ★ Donate a copy of your favourite children's book to the library.
- ★ Take your children to the library and read books about love.
- ★ Encourage your children to write a letter or draw a picture to thank a local or school librarian for the wonderful work he or she does in spreading a love of books.

Tsotlhe ke ka ga lorato!



Malatsi a a kgethegileng a le mararo a a ketekang lorato, a wela mo 14 Tlhakole ngwaga mongwe le mongwe: Letsatsi la Boditšhabatšhaba la go Neelana ka Dibuka, Letsatsi la Barati ba Laeborari le Letsatsi la Baratani. E ke tshedimose tso ka ga lengwe le lengwe la malatsi a gammogo le megopolo mengwe ya go a keteka!

LETSATSI LA BODITŠHABATŠHABA LA GO NEELANA KA DIBUKA

Jaaka le simolotse ka 2012, Letsatsi la Boditšhabatšhaba la go Neelana ka Dibuka le simolotse go gola ngwaga le ngwaga. Se re se kgatllhegelang mo letsatsing le ke go phatlalatsa lorato lwa dibuka le go buisa ka go rotloetsa batho go ralala lefatshe ka go fa ngwana buka ka 14 Tlhakole. O ka:

- ★ fa ngwana yo e leng wa leloko buka
- ★ tlogela buka mo phaposing ya ngaka ya tlhatlhobo kgotsa tleiniki gore ngwana a buise
- ★ aba buka kwa sekolong kgotsa phaposi ya ngwana wa gago.

Ga e a tshwanela go nna e e tlhotlha godimo. Book Dash (www.bookdash.org) le African Storybook (www.africanstorybook.org) di na le dibuka tsa bana tse o ka di bonang mahala le go di gatisa mo inthaneteng!

LETSATSI LA BARATI BA LAEBORARI

Letsatsi la Barati ba Laeborari le simolotse kwa Australia, fela jaanong le ketekiwa go ralala lefatshe. Letsatsi le ke tšhono ya gore badiri ba dilaeborari ba bontshe dilaeborari tsa bone, le gore rotlhe re bontshe lorato lwa rona lwa dilaeborari.

Fa o le modiri wa laeborari, leka dilo tse di latelang.

- ★ Dira pontsho o dirisa phousetara ya rona e e kgethegileng mo tsebe 2 le dibuka dingwe tse di ka ga lorato.
- ★ Tlogela matshwao a dibuka mo mafelong a a farologaneng mo laeboraring ya gago jaaka mpho e e sa lebelelwang e ntle go badiri ba laeborari ba ka e bonang le go e tsaya.
- ★ Laletsa mokwadi gore a tle go buisetsa bana mo laeboraring ya gago mo bekeng ya 14 Tlhakole.

E ke megopolo e e ka dirisiwang ke mongwe le mongwe.


- ★ Abela laeborari khopi ya buka ya bana e o e ratang.
- ★ Isa bana ba gago kwa laeborari mme o ba buisetsa dibuka tsa lorato.
- ★ Rotloetsa bana ba gago go kwala lokwalo kgotsa go thala setshwantsho go leboga sekolo kgotsa modiri mo laeborari ka tiro e e matsetseleko e a e dirang ka go atisa lorato lwa dibuka.

Valentine's Day

Most people know that Valentine's Day is a day where you show your love for others, but do you know the story behind this day?

The day gets its name from a priest called Valentine who lived in the Roman Empire a very long time ago. The emperor had banned marriage because he wanted a powerful army and he thought that married men were bad soldiers. Valentine felt this was unfair, so he broke the rules and arranged marriages in secret. When the emperor found out, Valentine was thrown in jail and sentenced to death. There, he fell in love with the jailer's daughter and when he was taken to be killed on 14 February, he sent her a love letter signed "from your Valentine".

Enjoy our special Valentine's Day poster (page 2) and activity (page 13)!



We will be taking a break until the week of 24/30 April 2020. Join us then for more Nalibali reading magic!

Re tla bo re le mo boikhutsong mo bekeng ya 24/30 Moranang 2020. Nna le rona gape mo nakong e e tlang go itumelela metlholo ya go buisa ya Nalibali!

Letsatsi la Baratani

Batho ba le bantsi ba itse gore ka Letsatsi la Baratani o bontsha batho ba bangwe lorato, fela a o itse gore go tlele jang gore letsatsi le nne teng?

Letsatsi le filwe leina le go tswa go moruti yo o neng a bidiwa Valentine yo o neng a tshela kwa Pusong ya Roma bogologolotala. Molaodi wa puso o ne a fedisa kgolagano ya lenyalo ka gonne a ne a batla sesole se se matla mme a dumela gore banna ba ba nyetseng ba ne ba fetoga go nna masole a a bokoa. Valentine o ne a sa itumelela se, ka jalo a tsaya gore ke kgatelelo ya banna, mme a roba molao mme a rulaganya manyalo mo sephiring. E rile fa molaodi a lemoga se, Valentine a latlhelwa mo kgolegong mme a atlholelwa loso. Koo, a simolola go ratana le morwadi wa mogolegi wa gagwe mme e rile fa a ya go bolawa ka 14 Tlhakole, a bo a romela lokwalo lwa lorato le le saenilweng "go tswa go Valentine wa gago".

Itumelele phousetara ya rona e e kgethegileng ya Letsatsi la Baratani (tsebe 2) le tirwana (tsebe 13)!




IT STARTS WITH
A STORY.

GO SIMOLOLA
KA LEINANE.


Nalibali



Fall in love with books!



Rata dibuka!



Reading club corner



Sekhuthwana sa sethlopha sa puiso

During the school holidays children are able to relax and have a change of routine. So, school holidays are a good time to get children hooked on reading, or to keep them in the habit of reading for enjoyment! Running a holiday programme is an excellent way of doing this.

The Diaconia-Nal'ibali partnership in the Western Cape has been investing in holiday programmes for children in the Parow and Brackenfell areas. We found out some more about these programmes to share with you.



Why did you start these programmes?

We wanted to provide safe places for children to be during the school holidays while their parents are working. We also wanted to find a way to build bridges between the children in different communities in these areas because they don't usually have contact with each other. And of course, we wanted to let children experience the satisfaction of reading for enjoyment.

How old are the children?

The average age is 10 years old, but the programme is open to children aged 2 to 16 years.

Where are the programmes held?

In church halls and community halls.

What happens during a typical day?

Our holiday programmes run from Monday to Friday (9 a.m. to 1 p.m.) for one week. Stories are the focus of what we do. We spend time each day reading a Bible story and another story to the children and discussing these together. Then we do some story-related activities and some team-building activities in which the children have fun working together to solve a problem. Every day we also play a few games with the children and we always end with a picnic lunch!

Besides developing children's interest in reading, the Diaconia-Nal'ibali holiday programmes have seen other positive spin-offs. Friendships have formed amongst some children and the children have started socialising with each other. Story sharing really is a great way of connecting with others!

Mo malatsing a boikhutso a dikolo bana ba kgona go iketla le go fetola ditirwana tsa ka metlha. Ka jalo malatsi a boikhutso ke nako e e siameng ya go gogela bana gore ba buise, kgotsa ba tsosolose tlwaelo ya bona ya go buisetsa go itumela! Thulaganyo ya lenaneo la malatsi a boikhutso ke tsela e ntle ya go dira se.

Tirisanommogo ya Diaconia-Nal'ibali kwa Kapa Bophirima ke nako e dirisa mananeo a malatsi a boikhutso a bana kwa dikarolong tsa Parow le Brackenfell. Re bone mananeo a le mantsi a re batlang go a abelana le lona.

Goreng lo simolotse manaone a?

Re ne re batla go tlamela bana ka mafelo a a bolokesejileng ka malatsi a boikhutso fa batsadi ba bona ba ile tirong. Gape re ne re batla go kopanya bana go tswa mo metseng e e farologaneng mo dikgaolong tse ka gonne ga ba ke ba kopana. Sengwe gape ke gore, re ne re batla bana ba itumogele gore go buisetsa monate go kgotsofatsa pelo jang.

Ke bana ba dingwaga di le kae?

E ka nna tekanyetso ya dingwaga di le 10, fela lenaane le dumelela bana go simolola ka dingwaga tse 2 go fitlha ka tse 16.

Mananeo a tshwarelwa kae?

Kwa diholong tsa dikereke le tsa motse.

Go diragala eng mo letsatsing le le tlwaelegileng?

Mananeo a malatsi a boikhutso a diragadiwa go tloga ka Mosupologo go fitlha ka Labotlhamo (9 a.m. go fitlha ka 1 p.m.) beke e le nngwe. Tsotlhe di tsepamisiwa mo mainaneng. Re tsaya nako letsatsi le letsatsi re buisetsa bana leinane la Beibele le leinane lengwe le go buisana ka mainane a mmogo. Morago re dira ditirwana tse di ka ga mainane le ditirwana tsa tirisano ya ditlhopha mo bana ba ijesang monate ka go dira mmogo go rarabolola malepa. Letsatsi lengwe le lengwe re dira metshameko e se kae le bana e bile re ka gale re feleletsela konosetsa ka pikiniki ya dijo tsa motshegare!

Ntle le go godisa kgatlhego ya puiso mo baneng, mananeo a malatsi a boikhutso a Diaconia-Nal'ibali a bone katlego e kgolo. Bana bangwe ba iponetse diitsala mme ba simolola go kopana le go dira mmogo. Kabelano ya mainane e tota e le tiragalo ya botlhokwa go kopanya batho!

Collect the Nal'ibali characters

Cut out and keep all your favourite Nal'ibali characters and then use them to create your own pictures, posters, stories or anything else you can think of!

Kgobokanya baanelwa ba Nal'ibali

Sega mme o boloke ditshwantsho tsa baanelwa botlha ba o ba ratang ba Nal'ibali mme o ba dirise go itirela ditshwantsho, diphousefara, mainane kgotsa sengwe le sengwe se o ka akanyang ka sona!



About Josh

Age: 12

Lives with: his father and his aunt

Speaks: English, Afrikaans and a little Sesotho

Enjoys: anything to do with computers and cellphones, as well as building and flying kites

Favourite books: teen stories on his cellphone, books about aeroplanes

He likes to read aloud to: Bella, Neo, Priya and Afrika

When he grows up, he wants to be: a pilot

Ka ga Josh

Dingwaga: 12

O nna le: rraagwe le rakgadiagwe

O bua: English, Afrikaans le Sesotho go le gonye

O rata: sengwe le sengwe se se nyalanang le dikhomputara le megala ya letheka, gammogo le meago le dikhaete tse di fofang

Dibuka tse a di ratang: mainane a dibuka tsa baša mo sefefounung, dibuka tse di buang ka difofane

O rata go buisetsa kwa godimo go: Bella, Neo, Priya le Afrika

Fa a gola o batla go nna: mokgweetsa sefofane

Your story

During International School Library Month in October 2019, Diaconia, in partnership with IBBY SA and the South African Astronomical Observatory, ran an imbizo focusing on libraries. As part of this, children were asked to write about the importance of school libraries. Here is what Caleb Klaasen from Dalweide Primary School in Paarl wrote.

Our library

I love to read. My belief is that reading expands one's knowledge. At our school, we recently re-opened our library. It is filled with bright colours and dreams.

Each book that we are issued is either educational or adventurous. The books are so neatly packed that when you enter the library, you already know which book you are going to take. Informational books tell us about history. When I want to prepare for a history or geography task, I take out a book related to it. Story books are an adventure on its own. A library is really a magical place. When our library first opened, I was so excited. I have fallen in love with reading again and again.

When I feel down, I usually read a book, and after reading it, I feel far better. Opening the library at school was one of the best things the school has ever done.

Caleb Klaasen, 10 years old



Caleb Klaasen

Leinane la gago

Mo Kgwedding ya Boditšhabatšhaba ya Laeaborari ya Sekolo ka Diphlane 2019, Diaconia, ka tirisanommogo le IBBY SA le South African Astronomical Observatory, ba ne ba dirile pitso e matlhomong a yona e leng dilaaborari. Jaaka karolo ya se, bana ba ne ba kapiwa go kwala ka botlhokwa jwa dilaaborari tsa sekolo. Se ke se se kwadilweng ke Caleb Klaasen go tswa kwa Dalweide Primary School kwa Paarl.

Laeaborari ya rona

Ke rata go buisa. Tumelo ya me ke gore go buisa go godisa kitso ya me. Kwa sekolong sa rona, re butse laeaborari maloba. E tletse ka mebalabala e e phatshimang le ditiro.

Buka nngwe le nngwe e re e fiwang ke ya thuto kgotsa tekelelo. Dibuka di rulagantswe sentle, gore fa o tsena mo laeaborari, o bo o setse o itse gore o ya go tsaya buka efe. Dibuka tsa tshedimosetso di re bolelela ka hisitori. Fa ke batla go ipaakanyetsa tirwana ya hisitori kgotsa thutafatshe, ke tsaya buka e e nyalanang le yona. Mainane ke tekelelo ka bo-ona. Laeaborari ke lefelo le le gagamatsang. Ka letsatsi la ntlha la pulo ya laeaborari, ke ne ke itumetse thata. Ke ne ke phophoma ka lorato lwa go buisa gangwe le gape.

Fa ke sulafaletswe, ka gale ke buisa buka, mme morago ga go e buisa, ke ikutlwa botoka. Pulo ya laeaborari kwa sekolong sa rona ke nngwe ya diphitlhelelo tsa kwa godimo e sekolo se kileng sa e dira.

Caleb Klaasen, wa dingwaga di 10

Send your pictures and stories to info@nalibali.org, or to The Nal'ibali Supplement, The Nal'ibali Trust, Suite 17-201, Building 17, Waverley Business Park, Wyecroft Road, Mowbray, 7700. Remember to make sure that we know that you want them published in the Nal'ibali Supplement and include your name and contact details.

Romela ditshwantsho tsa gago le mainane go info@nalibali.org, kgotsa go The Nal'ibali Supplement, The Nal'ibali Trust, Suite 17-201, Building 17, Waverley Business Park, Wyecroft Road, Mowbray, 7700. Gakologelwa go netefatsa gore re a itse gore o rata di ka phasaladiwa mo Tlaleletsong ya Nal'ibali mme o kwale leina la gago le dintlha tse re ka ikgolaganyang le wena ka tsona.

WIN! FENYA!




For a chance to win some Book Dash books, write a review of the story, *Why is there a hole in the wall?* (pages 5, 6, 11 and 12) or *Wiggle jiggle* (pages 7 to 10), and email it to team@bookdash.org, or take a photo and tweet us at [@bookdash](https://twitter.com/bookdash). (Your review could be published in a future Nal'ibali Supplement!) Remember to include your full name, age and contact details.

Go bona tšhono ya go gapa dibuka tsa Book Dash, kwala tshekatsheko ya leinane, *Goreng go na le mosima mo leboteng?* (ditsebe 5, 6, 11 le 12) kgotsa *Tshikinya phophotha* (ditsebe 7 go ya go 10), mme o le romele go team@bookdash.org, kgotsa tsaya setshwantsho mme o se romele ka twitter go [@bookdash](https://twitter.com/bookdash). (Tshekatsheko ya gago e ka phasaladiwa mo Tlaleletsong e e latelang ya Nal'ibali!) Gakologelwa go tsenya maina a gago ka botlalo, dingwaga le dintlha tsa gago tsa kgolagano.



Create TWO cut-out-and-keep books


1. Take out pages 5 to 12 of this supplement.
2. The sheet with pages 5, 6, 11 and 12 on it makes up one book. The sheet with pages 7, 8, 9 and 10 on it makes up the other book.
3. Use each of the sheets to make a book. Follow the instructions below to make each book.
 - a) Fold the sheet in half along the black dotted line.
 - b) Fold it in half again along the green dotted line.
 - c) Cut along the red dotted lines.



Itirele dibuka tsa sega- o-boloke tse PEDI

1. Ntsha ditsebe 5 go fitlha ka 12 tsa tlaleletso e.
2. Letlhare la ditsebe 5, 6, 11 le 12 le dira buka e le nngwe. Letlhare la ditsebe 7, 8, 9 le 10 le dira buka e nngwe.
3. Dirisa lengwe le lengwe la matlhare a go dira buka. Latela ditaelo tse di fa tlase go dira buka nngwe le nngwe.
 - a) Mena letlhare ka bogare go lebagana le mola wa dikhutlo tse dintsho.
 - b) Le mene ka bogare gape go lebagana le mola wa dikhutlo tse di tala.
 - c) Sega go lebagana le mela ya dikhutlo tse dikhibidu.

“Goreng go na le mosima mo leboteng?” Lungisa a botsa
nkoakoagwe.



“Why is there a hole in the wall?” Lungisa asked his granny.
“So that our ancestors will have a gateway to us,” she replied.
“Interesting,” said Lungisa.

“Gore badimo ba rona ba kgone go tla mo go rona,”
a bua jalo.
“Go a makatsa,” ga rialo Lungisa.

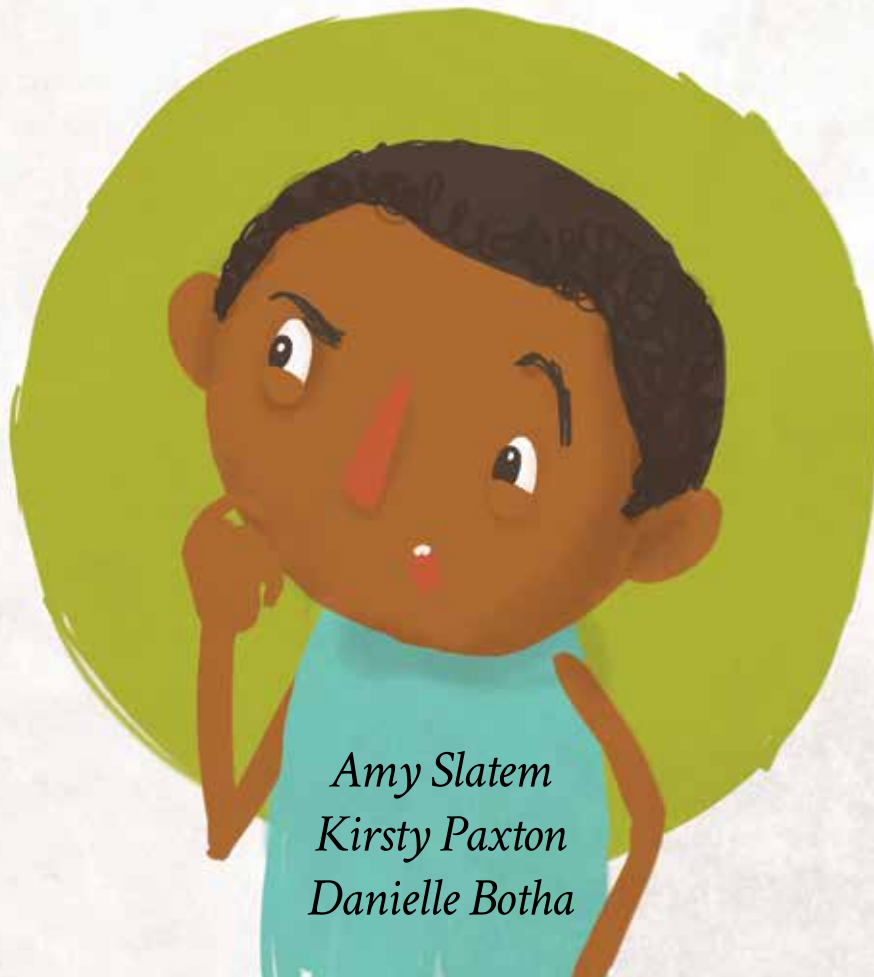
“Because waves crashed against the rock for millions of
years, and made a hole in the sandstone,” she said.
“Interesting,” said Lungisa.

“Ka gonne makhubu a thulane le
lejwe dingwaga di le dimilione, mme
a dira mosima mo lejweng
la motlhaba,” a rialo.
“Go a makatsa,” ga rialo Lungisa.



Why is there a hole in the wall?

Goreng go na le mosima mo leboteng?



Amy Slatem
Kirsty Paxton
Danielle Botha

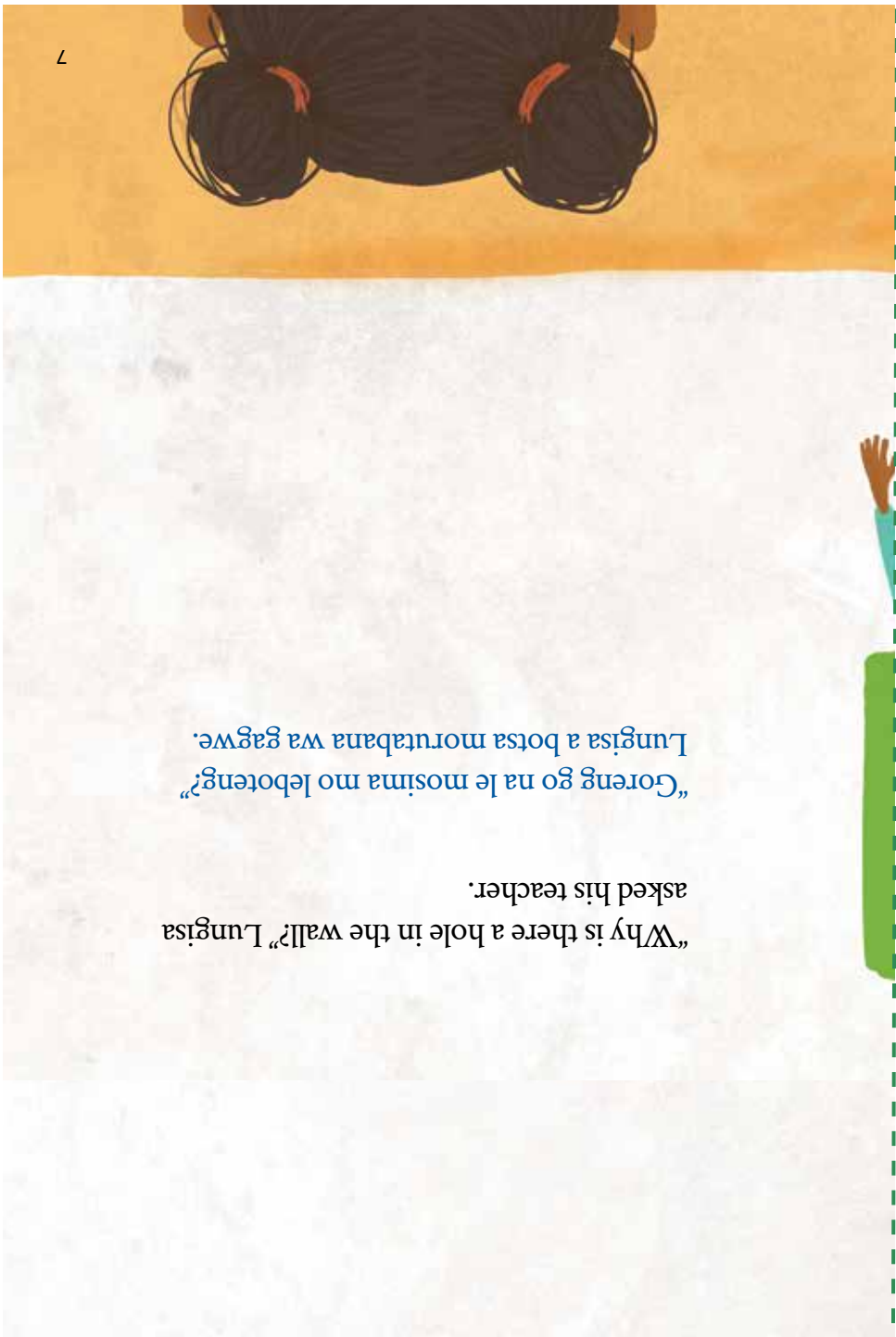


Lots more free books at bookdash.org

Nal'ibali is a national reading-for-enjoyment
campaign to spark and embed a culture of reading
across South Africa. For more information, visit
www.nalibali.org or www.nalibali.mobi

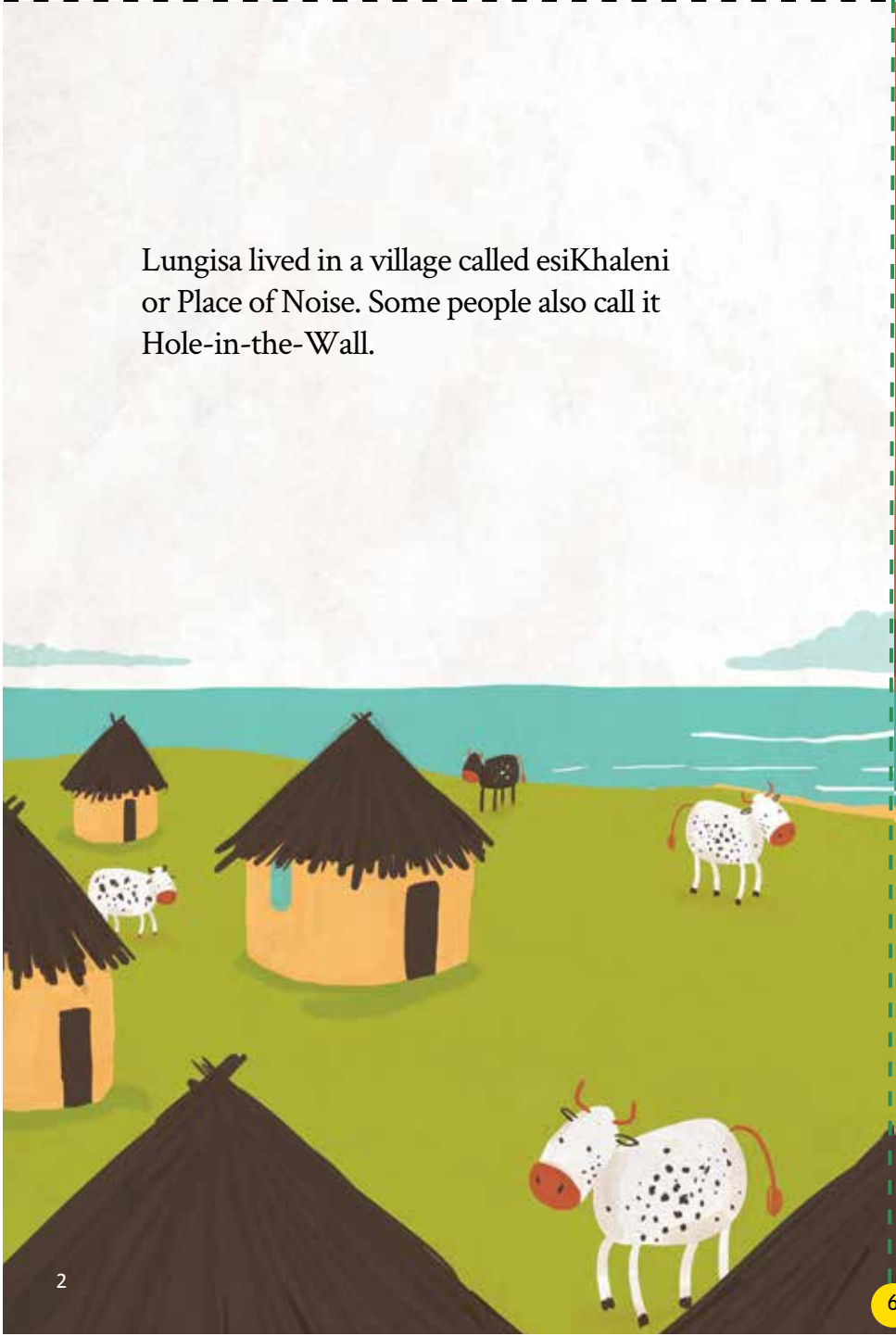


Nal'ibali ke letsholo la bosetšhaba la go buisetsa monate e le go rotloetsa le
go jala mowa wa go buisa go ralala Aforika Borwa. Go bona tshedimosetso ka
botlalo, etela mo www.nalibali.org kgotsa mo www.nalibali.mobi

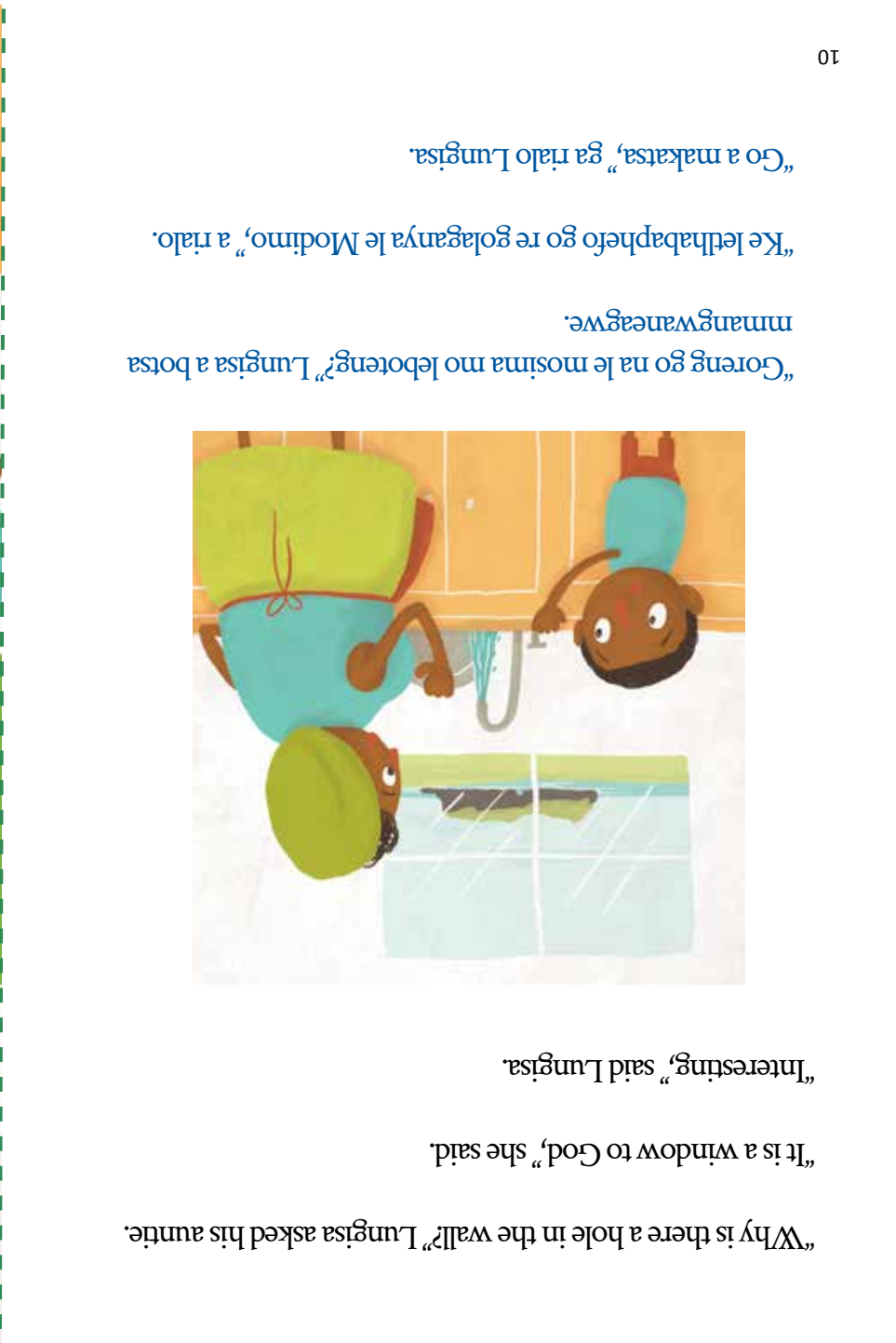


“Why is there a hole in the wall?” Lungisa asked his teacher.

“Goreng go na le mosima mo leboteng?” Lungisa a botsa morutabana wa gagwe.



Lungisa lived in a village called esiKhaleni or Place of Noise. Some people also call it Hole-in-the-Wall.



“Why is there a hole in the wall?” Lungisa asked his auntie.
“It is a window to God,” she said.
“Interesting,” said Lungisa.




“Goreng go na le mosima mo leboteng?” Lungisa a botsa mmangwanagwe.

“Ke letlhabaphelo go re golaganya le Modimo,” a rialo.

“Go a makatsa,” ga rialo Lungisa.



PHUU!!! Mantle a me a metholo a dira
dijalo di gole di me DIKGOLO.



POO!!! My magic poo makes plants
grow BIG.



Lots more free books at bookdash.org

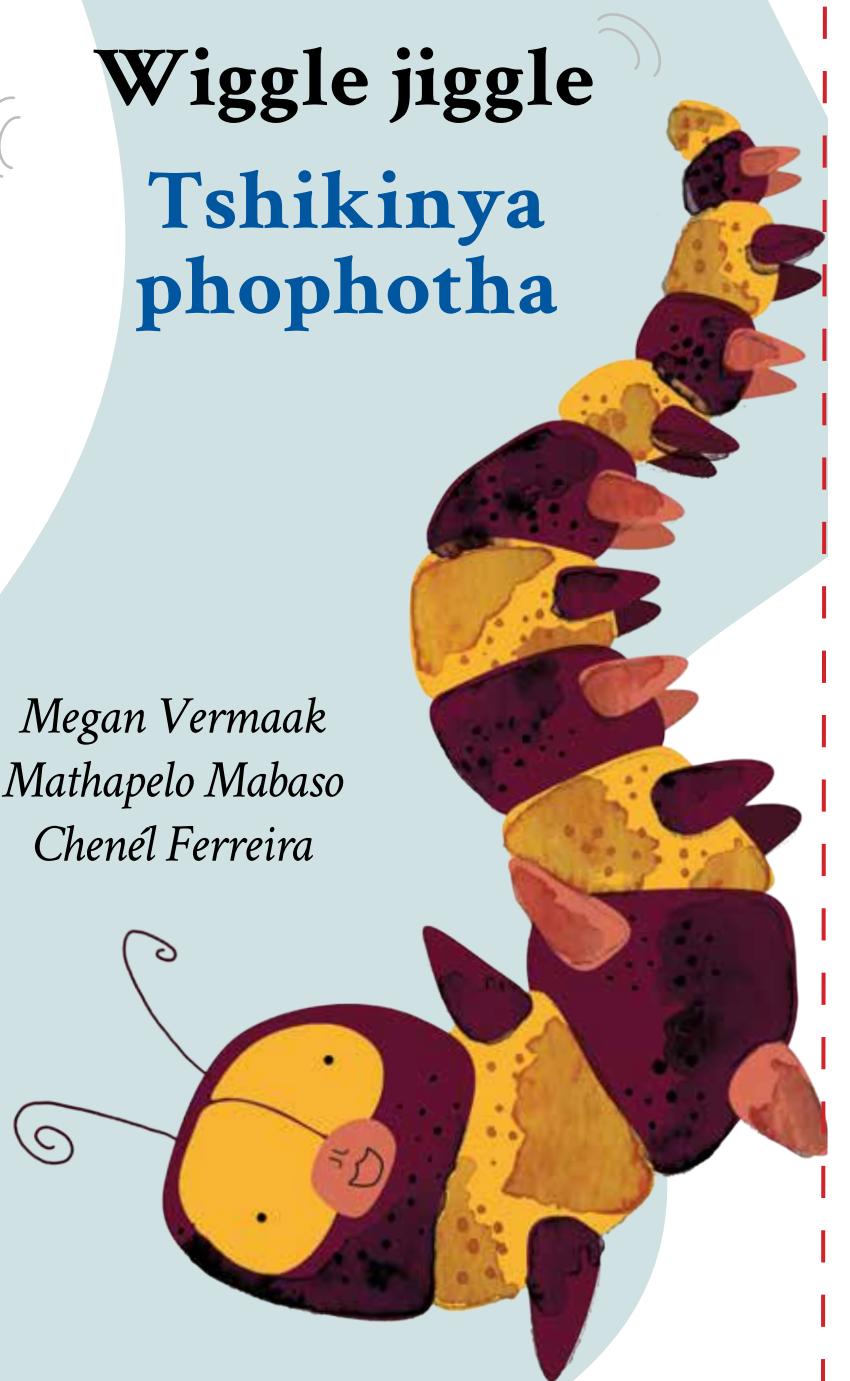
Nal'ibali is a national reading-for-enjoyment campaign to spark and embed a culture of reading across South Africa. For more information, visit www.nalibali.org or www.nalibali.mobi



Nal'ibali ke letsholo la bosetšhaba la go buisetsa monate e le go rotloetsa le go jala mowa wa go buisa go ralala Aforika Borwa. Go bona tshedimosetso ka botlalo, etela mo www.nalibali.org kgotsa mo www.nalibali.mobi

Wiggle jiggle
Tshikinya
phophotha

Megan Vermaak
Mathapelo Mabaso
Chenél Ferreira



Ntebe ke itshikinya mme e bile ke bina.
Tshikinya, phophotha, gosoma!



Watch me wiggle and dance. Wiggle, jiggle,
wiggle!

Wiggle, jiggle, wriggle! I am
a wiggly worm.



Tshikinya, phophotha, gosoma!
Ke seboko se se itshikinyang.

Ke rata go bona dijalo di gola. Serolwana,
khibidu, botata ba legodimo le ba tlhago.



I love to see the plants grow. Yellow, red,
blue and green.






Tshikinya, phophotha,
gosoma! Ke seboko
se se itshikinyang.

Wiggle, jiggle, wriggle!
I am a wiggly worm.



I love the rain. Pitter-patter on
the leaves.
Ke rata pula. Riba-riba mo
mathareng.



Flitter, flutter,
flutter! I am a butterfly!

Fofa, rurubala,
fofa! Ke serurubele!



Flowers and leaves are my favourite food.
Yummy in my tummy!

Dithunya le mathhare ke dijo tse ke di
ratang. Monate mo mpeng
ya me!

Tshikinya, phophotha, gosoma!
Ke seboko se se itshikinyang.



Wiggle when you see me in the garden.
Wiggle, jiggle, wriggle!
Itshikinye fa o mpona mo
tshingwaneng. Tshitshinya,
phophotha, gosoma!




Where am I now? I'm
here in my cocoon.

Ke fa kae jaanong? Ke
mo segoropeng sa me.



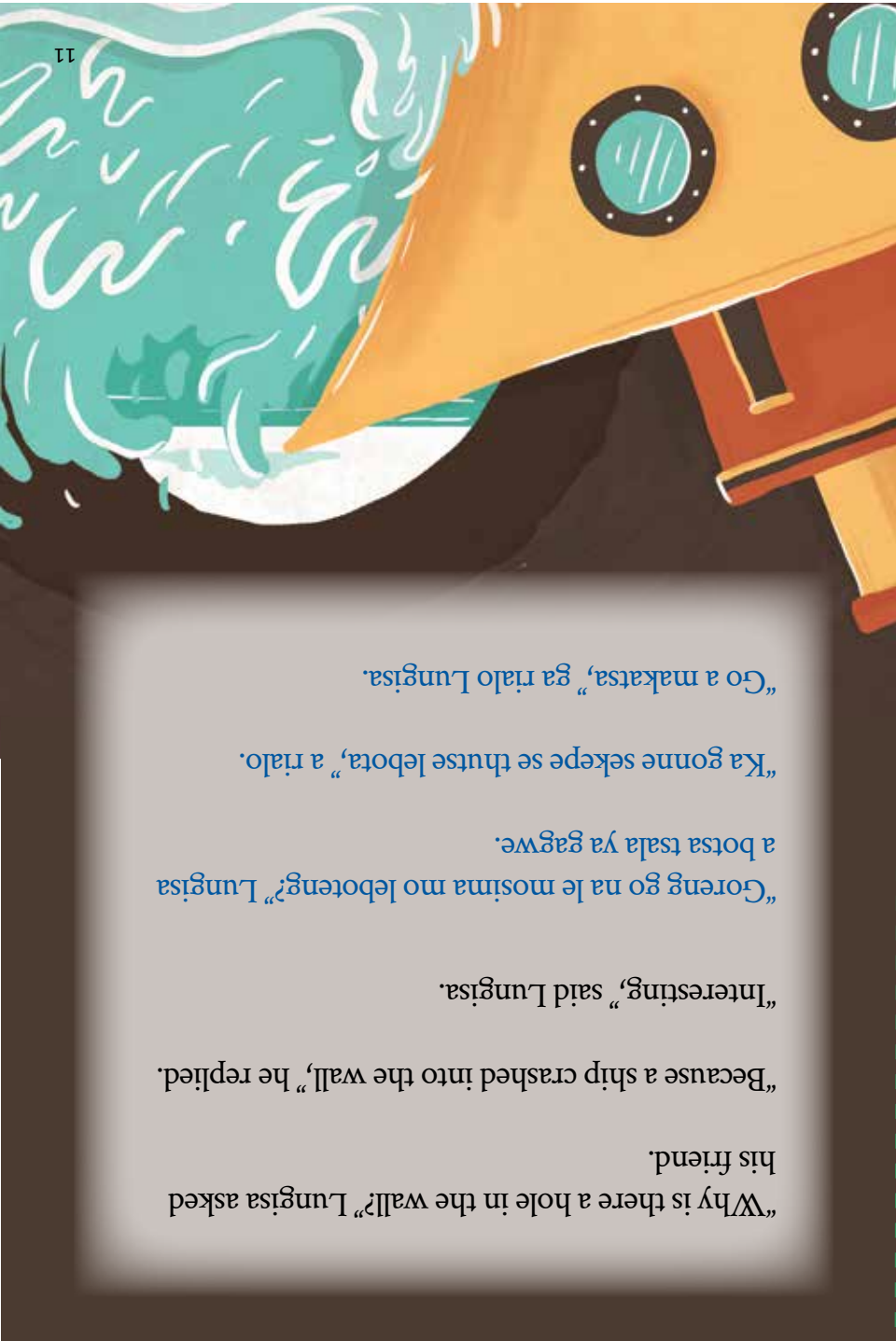
Oh wait! I'm **not** a
wiggly worm anymore!

Ema jaanong! Ga ke **sa**
tlhole ke le seboko
se se itshikinyang!

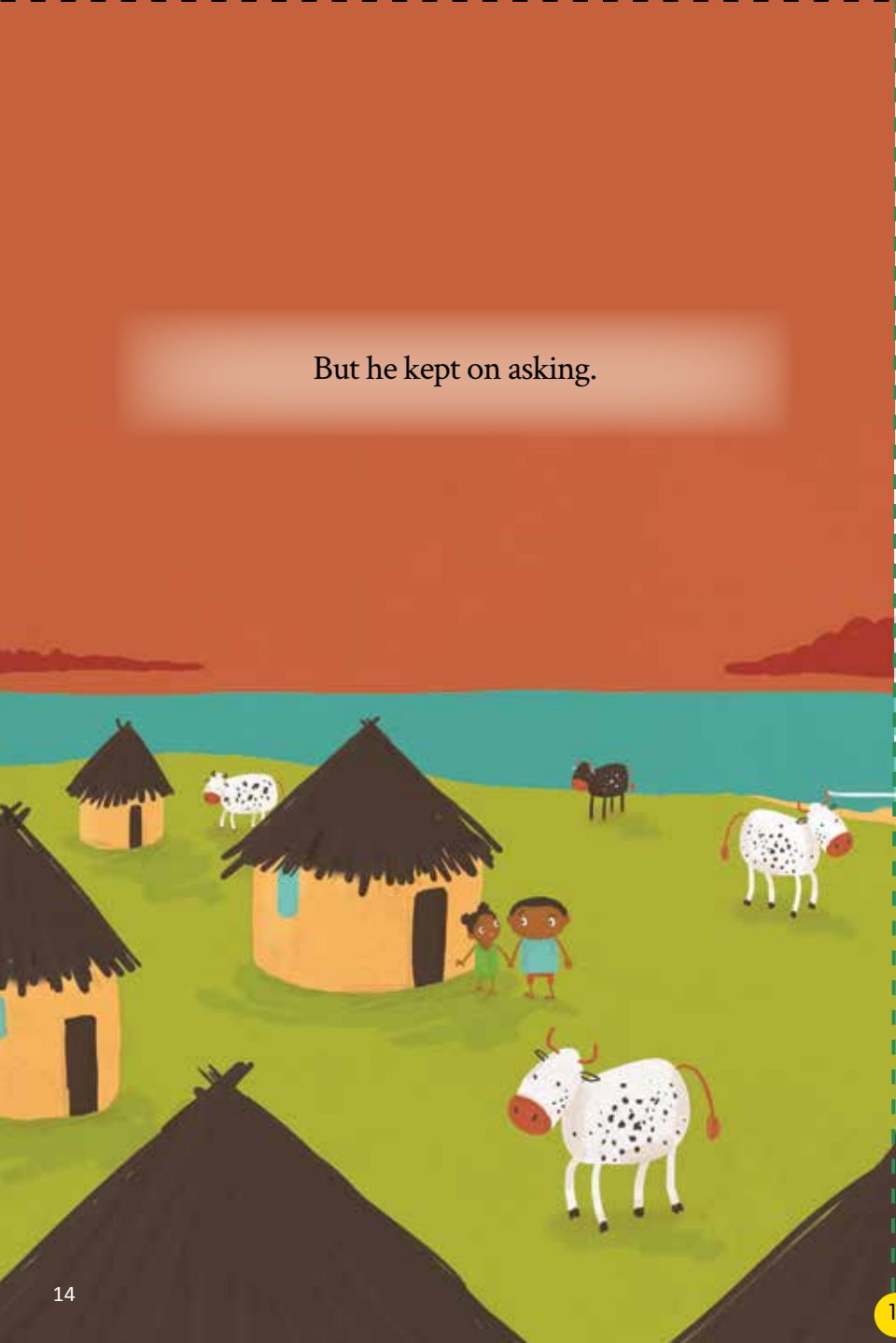


Wiggle, **jiggle**, wriggle! I am a wiggly worm.





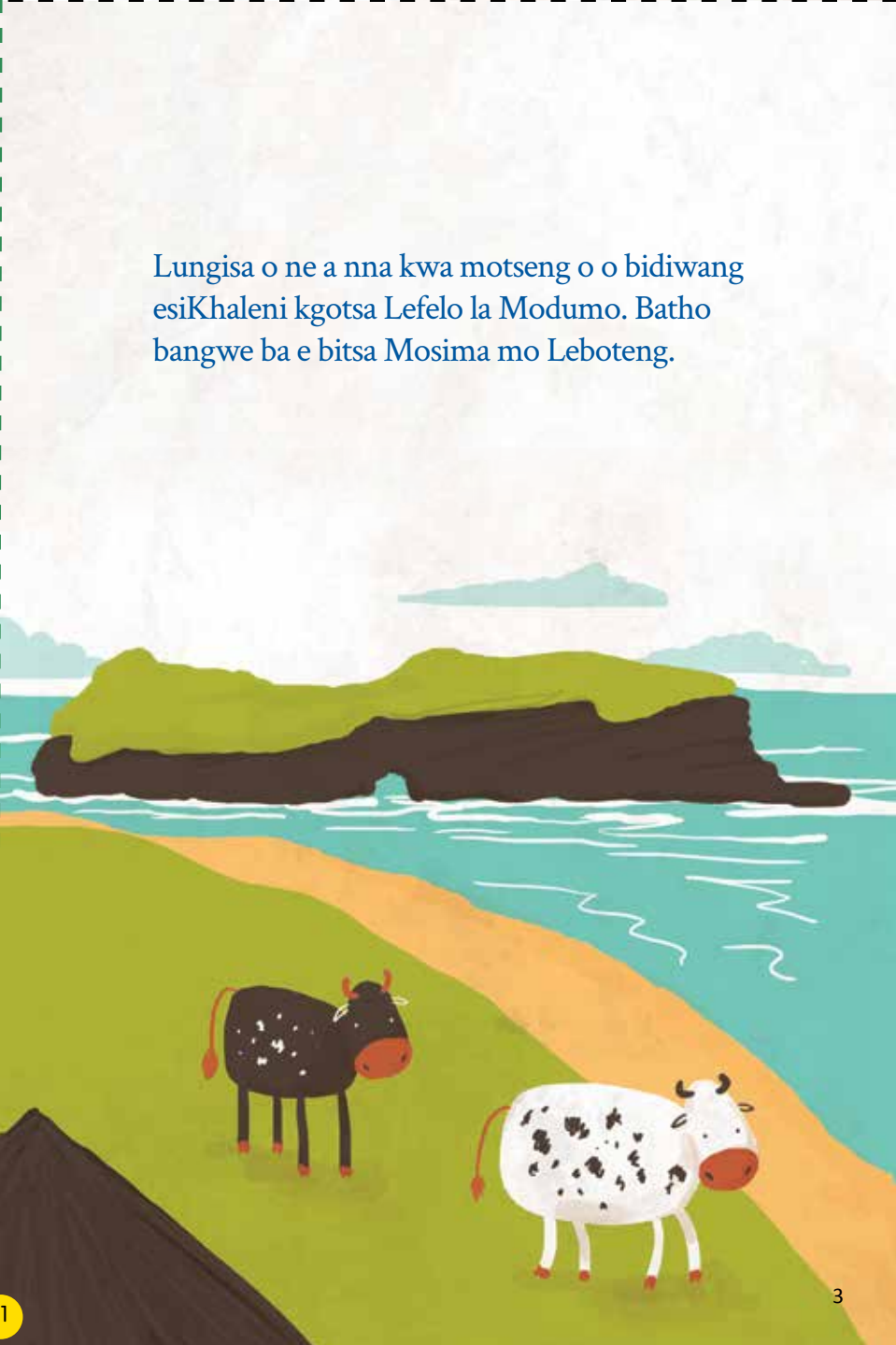
“Why is there a hole in the wall?” Lungisa asked his friend.
“Because a ship crashed into the wall,” he replied.
“Interesting,” said Lungisa.
“Goreng go na le mosima mo leboteng?” Lungisa a botsa tsala ya gagwe.
“Ka gonne sekepe se thutse lebota,” a rialo.
“Go a makatsa,” ga rialo Lungisa.

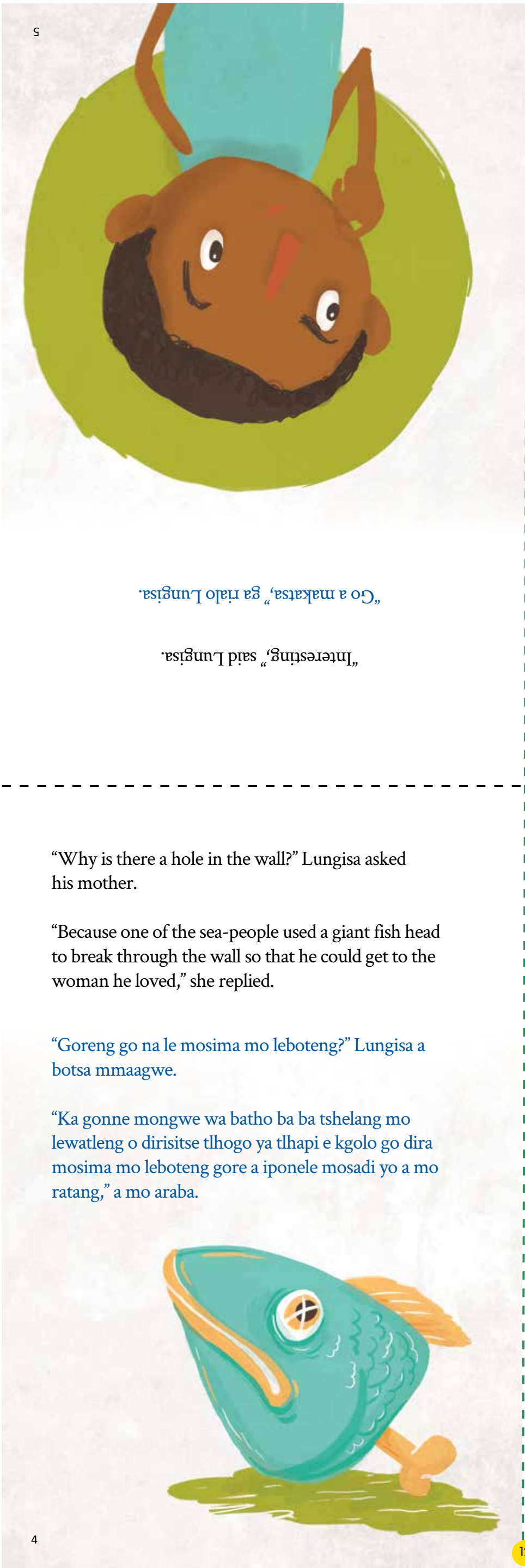


But he kept on asking.




Lungisa o ne a nna kwa motseng o o bidiwang esiKhaleni kgotsa Lefelo la Modumo. Batho bangwe ba e bitsa Mosima mo Leboteng.





“Go a makatsa,” ga rialo Lungisa.
“Interesting,” said Lungisa.

“Why is there a hole in the wall?” Lungisa asked his mother.
“Because one of the sea-people used a giant fish head to break through the wall so that he could get to the woman he loved,” she replied.
“Goreng go na le mosima mo leboteng?” Lungisa a botsa mmaagwe.
“Ka gone mongwe wa batho ba ba tshelang mo lewatleng o dirisitse tlhogo ya tlhapi e kgolo go dira mosima mo leboteng gore a iponele mosadi yo a mo ratang,” a mo araba.



“Why is there a hole in the wall?” Lungisa asked his little sister.
“So that my brother will keep on asking questions,” she said.
And Lungisa laughed.



“Goreng go na le mosima mo leboteng?” Lungisa a botsa kgaitsadiagwe.
“Gore kgaitsadiake a tswelele go botsa dipotso,” a rialo.
Mme Lungisa a tshega.

Get story active!



Nna le mathagatlhaga a leinane!


Here are some activities for you to try. They are based on all the stories in this edition of the Nal'ibali Supplement: *Why is there a hole in the wall?* (pages 5, 6, 11 and 12), *Wiggle jiggle* (pages 7 to 10) and *How to be a superhero* (page 14). There's also a special Valentine's Day activity for you to try.

Why is there a hole in the wall?

- ★ Why do you think Lungisa keeps asking the same question?
- ★ Do you have questions that you would like to find answers to? Write a list of these questions and then ask around to find answers to one or two of them. Or you could look for answers in books or on the internet. Is there more than one possible answer to your questions?



Goreng go na le mosima mo leboteng?



- ★ Goreng o akanya gore Lungisa o tswela go botsa potso e e tshwanang?
- ★ A o na le dipotso tse o ratang go bona dikarabo tsa tsona? Kwala lenaane la dipotso tse mme o tsamaye o botsa go bona dikarabo tsa nngwe ya tsona kgotsa bobedi jwa tsona. Kgotsa o ka batla dikarabo mo dibukeng kgotsa mo inthaneteng. A go na le dikarabo di feta bongwe tsa potso ya gago?

Wiggle jiggle

Follow the steps to make your own wiggly worm.

1. Cut a sheet of A4 paper in half lengthwise.
2. Glue or tape the ends of the two strips so that you have one long strip.
3. Fold one end over to make a triangle. Then fold it the other way to make another triangle. Keep folding triangles like this until the whole strip of paper is folded.
4. Open the folded triangles out into a long strip again to make a worm.
5. Draw a face and decorate your worm.



Tshikinya phophotha

Latela dikgato go itirela seboko sa gago se se itshikinyang.

1. Sega pampiri ya A4 ka bolelele jwa yona fa gare.
2. Kgomaretsa kgotsa theipa dikhutlo tsa manathwana a pampiri gore o nne le lenathwana le lelele le le lengwe.
3. Menaganya letlhakore le le lengwe go dira khutlotharo. Menaganya mo letlhakoreng le lengwe go dira khutlotharo e nngwe. Tswela go menaganya dikhutlotharo ka tsela e, go fitlha pampiri yotlhe e menagane.
4. Bula dikhutlotharo tse di mennweng go nna lenathwana le lelele gape go dira seboko.
5. Thala setshwantsho mme o kgabise seboko sa gago.

How to be a superhero

Write a letter to Timo suggesting some of your favourite storybooks that he might enjoy reading. Remember to explain what you like about these stories.



Ka moo o ka nnang mogaka wa bagaka

Kwalela Timo lekwalo o mo eletse ka dingwe tsa dibuka tsa mainane a o a ratang a le ene a ka kgatlhegelang go a buisa. Gakologelwa go tlhalosa gore ke eng se o se ratang mo mainaneng a.

Make a mobile

Follow the steps to make a Valentine's Day mobile that shows your love of stories!

1. Use thin cardboard, or glue two sheets of blank paper together.
2. Draw or trace a heart shape on one side.
3. Cut out the heart and make two holes at the top.
4. Using as many languages as you can, write: *I love stories* on one side of your heart. Colour the background red.
5. On the other side of your heart, draw a picture of something that reminds you of stories.
6. Thread some wool or string through the holes and hang up your mobile.



Dira mobaele

Latela dikgato go dira selefouno ya Letsatsi la Baratani o o supang lorato lwa gago lwa mainane!

1. Dirisa khateboto, e e lotsatsa, kgotsa o kgomaretse dipampiri di le pedi mmogo.
2. Thala kgotsa o gatisa sebopego sa pelo mo letlhakoreng le le lengwe.
3. Segolola sebopego sa pelo mme o dire mesima e le mebedi fa godimo.
4. Ka tiriso ya dipuo di le dintsi tse o ka di kgonang, kwala: *Ke rata mainane* mo letlhakoreng lengwe la pelo. Khalara lemorago ka mmala o mohibidu.
5. Mo letlhakoreng le lengwe la pelo, thala setshwantsho sa sengwe se se go gopotsang mainane.
6. Bofelela wulu kgotsa thapo mo mesimeng mme o kgwagetse mobaele wa gago.



How to be a superhero

By Bubele Retshe ■ Illustrated by Jiggs Snaddon-Wood



Timo lived in a small village surrounded by mountains, green fields and beautiful forests, but his favourite place was the park. He loved it there because he felt like a superhero when he ran around, climbed on the jungle gym and spun on the merry-go-round.

Every day when Timo came home from school, he would get changed out of his school uniform and eat the delicious sandwich that his grandmother had made for him. Then he would do his homework and, when it was done, he would rush outside shouting, "Granny, Granny, it's playtime!"

And Granny would call after him, "Timo, wait! Don't you want me to read you a story?"

"No, Granny, I need to play and explore," Timo would reply, already on his way to meet his friends who were waiting for him at the gate.



"There are many places that you can explore in storybooks, Timo," Granny would say. "Books can teach you lots of things and take you to places that you have never been."

Timo would giggle and say, "Granny, books can't take me anywhere. Only cars can do that!" Then he would run off down the road to the park with his friends.

One afternoon, Timo's best friend, Ben, was waiting for him at the gate.

"Hey, Timo, are you ready to play?" asked Ben.

"I'm always ready," said Timo racing down the street with his best friend. They both wanted to get to the park first.

When they got there, Timo's other friends were waiting for them. Pamela was sitting on the swing crying, while Noma and Siya were standing next to her. They looked worried.

Timo moved closer to find out what was going on. "What happened to Pamela?" he asked.

"She was on the swing and Siya accidentally pushed it too hard. Pamela fell off the swing and now her knee is bleeding," explained Noma.

"Oh no! What are we going to do?" asked Ben.

"It's okay, I know what to do," said Noma reaching for her backpack and taking out a small bag.

"What is that?" Timo asked.

"It's a first aid kit. I will clean Pamela's knee and then put on this plaster so that it feels better," said Noma.

The friends were surprised that Noma knew exactly what to do. Once the plaster was on, Pamela said she felt much better and she wanted to play again. All the friends felt happy and relieved and they thanked Noma.

All the friends raced over to the jungle gym – except Timo. He was wondering how Noma had known what to do. He wanted to know where you could learn these kinds of things because superheroes are supposed to know how to help people!

Timo walked over to where Noma was climbing and asked, "Noma, how did you know what to do?"

Noma smiled and said, "I read it in a storybook."

"You learnt all of that from reading a storybook?" asked Timo. He wasn't sure he could believe what Noma had said.

"Yes, Timo. I want to be a doctor when I grow up so that I can help people. When I read storybooks, I learn about how doctors help people," said Noma.

Timo was amazed! "I want to be a superhero and help people too. Do you think storybooks could help me do that?" he asked.

"Yes, of course!" said Noma. "Storybooks can teach you lots of things. Just get them from the library and start reading."

The next day, when he got home from school, Timo changed out of his school uniform and ate the delicious sandwich that his grandmother had made for him. Then he did his homework.

He had just finished when Granny called him. "Timo, your friends are here. They are waiting for you to go to the park with them."

"Please tell them I will join them later, Granny," answered Timo.

Granny could not believe her ears! Timo was always in a hurry to go to the park. "Why aren't you going right now?" she asked.

"I'd like you to read me a story before I go, please," said Timo.

Granny smiled happily. "That's new! Why do you want me to read you a story today?" she asked.

"Because Noma says stories can teach me how to be a superhero and help my friends," Timo said as he jumped up and down excitedly.

"That's my boy!" said Granny as she picked up a storybook.

So, Granny and Timo sat down together and read that storybook – and another, and another. And every afternoon after that, before Timo went to play in the park, he asked Granny to read to him.





Ka moo o ka nnang mogaka wa bagaka

Ka Bubele Retshe ■ Ditshwantsho ka Jiggs Snaddon-Wood



Timo o ne a nna mo motsaneng o o neng o dikanyeditswe ke dithaba, le bopo le le tala le dikgwa tse dintle, fela lefelo le o neng a le rata go goisa ke kwa phakeng. O ne a rata lefelo le ka gonne fa a le mo go lona o ne a ikuthwa jaaka mogaka wa bagaka fa a taboga, a palama setshamekiswa sa tshidilo mmele le fa a pitika mo godimo ga modikolosa.

Letsatsi lengwe le lengwe fa Timo a tla gae go tswa sekolong, o tla apola yunifomo ya sekolo a bo a ja sangweje e e monate e a e diretseng ke nkokoagwe. Fa a fetsa a bo a dira tiro ya sekolo, mme fa a fetsa, o tla bo a tabogela kwa ntle a goa, "Nkoko, Nkoko, ke nako ya go tshameka!"

Mme Nkoko o tla mmita, "Timo, ema! Ga o batle ke go buisetsa leinane?"

"Nnyaa, Nkoko, ke batla go tshameka le go batlisa," Timo o tla araba, a setse a le mo tseleng go kopana le ditsala tsa gagwe tse di mo emetseng mo ntle.



"Go na le mafelo a le mantsi a o ka a batlisisang mo dibukeng tsa mainane, Timo," Nkoko a bo a rialo. "Dibuka di ka go ruta dilo di le dintsi tsa bo tsa go isa kwa mafatsheng a le mantsi a o seng o ye kwa go one."

Timo a bo a tshega mme a re, "Nkoko, dibuka ga di killa di nkisa gope. Ke dikoloi fela tse di ka dirang jalo!" A bo a taboga ka lebelo mo mmileng a ya kwa phakeng le ditsala tsa gagwe.

Tsatsi lengwe motshegare, tsala e kgolo ya ga Timo, e bong Ben, o ne a mo emetse kwa ntle.

"He, Timo, a o ipaakanyeditse go tshameka?" ga botsa Ben.

"Ke nna ke ipaakantse ka dinako tsotlhe," ga bua Timo a taboga mo mmileng le tsala ya gagwe e kgolo. Bobedi jwa bona bo ne bo batla go goroga kwa phakeng pele ga botlhe.

Fa ba fitlha koo, ditsala dingwe tsa ga Timo di ne di ba emetse. Pamela o ne a ntse mo moswinking a lela, mme Noma le Siya ba ne ba ntse gaufi le ene. Ba ne ba lebega ba tshwenyegile.

Timo a atamela go tlhotlhomisa se se diragetseng. "Go diragetseng eng ka Pamela?" a botsa.

"O ne a le mo moswinking mme Siya a o kgorometsa thata ka phoso. Pamela a wa mo moswinking mme jaanong lengole la gagwe le tswa madi," Noma a tlhalosa.

"Nnyaa tlhe! Re tlile go dirang?" ga botsa Ben.

"Go siame, ke itse gore re tshwanetse go dira eng," ga bua Noma a tsaya kgetsana ya gagwe e e belegwang mme a ntsha kgetsana mo go yona.

"Ke eng seo?" ga botsa Timo.

"Ke kgetsana ya thuso ya potlako. Ke tla phepafatsa lengole la ga Pamela mme ke tla kgomaretsa polasetara gore a ikuthwe botoka," ga bua Noma.

Ditsala di ne di gakgametse gore Noma o itse sentle se a neng a tshwanetse go se dira. Fa a fetsa go mo tsenya polasetara, Pamela a re o ikuthwa botoka mme e bile o batla go tswelela go tshameka. Ditsala tsotlhe di ne di itumetse e bile ba gololesegile mme ba leboga Noma.

Bana botlhe ba tabogela mo setshamekising sa tshidilo – ntle le Timo. O ne a ipotsa gore Noma o itsitse jang gore o ne a tshwanetse go dira eng. O ne a batla go itse gore o ka ithuta ka dilo di tshwana le tse ka gonne mogaka wa bagaka o tshwanetse go itse gore a ka thusa batho jang!

Timo a ya kwa go Noma, fa a palameng teng mme a botsa, "Noma, o itsitse jang gore o direng?"

Noma a nyenya mme a re, "Ke buisitse mo bukeng ya mainane."

"O itsitse tsotlhe tse ka go buisa buka ya mainane?" ga botsa Timo. O ne a sa itse gore a dumele se Noma a mmolelang sona.

"Ee, Timo. Ke batla go nna ngaka fa ke gola gore ke kgone go thusa batho. Fa ke buisa dibuka tsa mainane, ke ithuta ka gore dingaka di thusa batho jang," ga bua Noma.

Timo o ne agakgametse! "Ke batla go nna mogaka wa bagaka gore ke kgone go thusa batho le nna. A o akanya gore dibuka tsa mainane di ka nthusa?" a botsa.

"Ee, total!" ga bua Noma. "Dibuka tsa mainane di ka go ruta dilo di le dintsi. O ka iponela tsona kwa laeborari mme wa simolola go buisa."

Mo letsatsing le le latelang, fa a goroga kwa gae go tswa sekolong, Timo a apola yunifomo ya sekolo mme a ja sangweje e e monate e nkokoagwe a mo diretseng yona. Fa a fetsa a dira tiro ya sekolo.

E ne e le gona a fetsang fa Nkoko a mmita. "Timo, ditsala tsa gago di gorogile. Ba go emetse gore o ye kwa phakeng le bona."

"Tsweetswee ba bolelele gore ke tla ba bona nakonyana e e tlang, Nkoko," Timo a araba.

Nkoko o ne a sa dumele ditsebe tsa gagwe! Timo ka gale o ne a ithaganela go ya kwa phakeng. "Goreng o sa tsamaye gona jaanong?" a botsa.

"Ke batla gore o mpuisetse leinane pele ke tsamaya, tsweetswee," ga bua Timo.

Nkoko a nyenya ka boitumelo. "Ke dikgakgamatso! Goreng o batla ke go buisetse leinane gompieno?" a botsa.

"Ka gonne Noma a re mainane a ka nthuta gore ke nne mogaka wa bagaka le gore ke thuse ditsala," Timo a bua a tlatlola ka boitumelo.

"O ke mosimane wa me!" ga bua Nkoko a tsaya buka ya mainane.

Jaanong, Nkoko le Timo ba nna fa fatshe mmogo mme ba buisa buka ya mainane – ba buisa e nngwe, le e nngwe gape. Ba dira se motshegare mongwe le mongwe, pele Timo a ya go tshameka kwa phakeng, a kopa Nkoko go mmuisetsa.



Nal'ibali fun

Monate wa Nal'ibali



1.

Unscramble the letters in the word bubbles to make words to do with love. Start each word with the letter in bold.

enrifsd

guh

pelh

stutr

enidsksn

nairgc

lamfiy

phanepsis

erhas

imlse



Baakanya ditlhaka mo puduleng ya mafoko go dira mafoko a a buang ka lorato. Simolola lefoko lengwe le lengwe ka tlhaka e ntshofaditsweng.

tsaladi

aatl

uthos

kainya

nolopelo

melatlhoko

sikalo

tumeoiblo

agarona

gatshe


2.

Complete the sentence and then write a few more of your own. Draw a picture in the heart to go with what you have written.

To me, love is _____

Feleletsa polelo mme o kwale dipolelo tse dingwe tsa gago. Thala setshwantsho mo pelong se se tsamaisanang le se o se kwadileng.

Go nna, lorato ke _____



We will be taking a break until the week of 24/30 April 2020. Join us then for more Nal'ibali reading magic!

Re tla bo re le mo boikhutsong mo bekeng ya 24/30 Moranang 2020. Nna le rona gape mo nakong e e tlang go itumelela metlholo ya go buisa ya Nal'ibali!



Answers: friends, hug, help, trust, kindness, caring, family, happiness, share, smile
Dikarabo: ditsala, aitia, thuso, ikanya, pelonolo, tlhokomela, losika, boitumelo, arogana, tshega



Nal'ibali is here to motivate and support you. Contact us by calling our call centre on 02 11 80 40 80, or in any of these ways:

Nal'ibali e fano go go rotloetsa le go go tshegetsatsa. Ikgolaganye le rona ka go leletsatsa lefelo la rona la megala mo go 02 11 80 40 80, kgotsa ka go dirisa nngwe ya ditsela tse:



www.nalibali.org



www.nalibali.mobi



nalibaliSA



@nalibaliSA



@nalibaliSA



info@nalibali.org

Produced by The Nal'ibali Trust and Arena Holdings Education. Translation by Sekepe Matjila. Nal'ibali character illustrations by Rico.

DailyDispatch

The Herald

Sunday Times

Sowetan
IN THE KNOW ON THE MOVE.

Nal'ibali