



Helping children through stories




Have you thought how stories can offer a way of supporting children through some of life's challenges? As they grow, children are faced with a variety of situations. Some of these may be exciting, like making new friends. But very often they can be difficult and then children may need your help. There are many wonderful stories about the challenging situations and events that children may face, such as starting school, separation, illness, the death of a loved one, divorce, prejudice and bullying.

Kusita bantfwana ngekusebentisa tindzaba

Uke wacabanga nje kutsi tindzaba tinganiketa njani indlela yekusekela bantfwana kuletinye tinsayeya temphilo? Basakhula nje, bantfwana babukana netimo letinhlobonhlobo. Letinye tato tingaba nguletibajabulisako, njengekutakhela bangani labasha. Kodwa imvamisa tingabalukhuni bese bantfwana badzinga lusito lwakho. Tiningi tindzaba letimangalisako tetimo letiyinsayeya kanye netehlakalo labangase bahlangabetane nato bantfwana, njengekucala kuya esikolweni, kwehlukana, kugula, kufa kwalowo lomtsandzako, idivosi, lubandlululo nebhongha.

HOW TO USE STORIES TO HELP CHILDREN COPE

1. Find a story that you like, with a character who has to deal with an issue that your child is facing, or one that might interest him or her. Ask someone who knows storybooks well (like a librarian, bookshop assistant, teacher, counsellor or another parent) to help you choose, or look on the internet for suitable stories.
2. Read and get to know the story yourself before sharing it with your child or a group of children.
3. Think aloud and ask open-ended questions about the story during and after reading it to children. Open-ended questions have no right or wrong answers and help children to reflect on, explore and talk about their concerns, feelings and ideas. Here are some questions for you to try:
 - ★ How would you feel if ...?
 - ★ If I were him, I wonder what I'd do ...
 - ★ I wonder why she said/did that?
 - ★ What do you think is going to happen next?
 - ★ What would you do if ...?
 - ★ What do you do when ...?
4. Find some more ways, related to the story, for children to continue to explore their thoughts and feelings. For example, children can:
 - ★ retell the story in their own way and/or act it out
 - ★ draw a picture about the story or that is inspired by it
 - ★ write a note or letter to one of the story characters
 - ★ tell and/or act out their own stories.



UNGATISEBENTISA NJANI TINDZABA KUSITA BANTFWANA BAKWATI KUMELANA NETIMO LETIMATIMA

1. Tfola indzaba loyitsandzako, lenemlingisi lubukene nenkinga umntfwana wakho naye labukene nayo noma lowo langamjabulisa. Cela lowo lowati tincwadzi tetindzaba kahle (njengasomtapolwazi, umsiti wasesitolo setincwadzi, thishela, umeluleki noma lomunye umtali) kutsi akusite kukhetha noma kubuka ku-inthanethi tindzaba letifanele.
2. Yifundze lendzaba uyati wena ngembi kwekutsi uyifundzele umntfwana wakho noma licembu lebantfwana.
3. Cabanga uphumisele bese ubuta imibuto levulekile ngalendzaba ngesikhatsi usayifundza noma emvakwekuyifundzela bantfwana. Imibuto levulekile ite timphendvulo letilungile naletingakalungi futsi sita bantfwana bacabange bajule, bahlolisise futsi bakhulume ngaloko lokubakhatsatako, imiva nemibono. Nayi leminyane imibuto yakho longayetama:
 - ★ Ungatva njani uma ...?
 - ★ Kube benginguye, ngifisa kwati kutsi bengitakwenta ini ...
 - ★ Ngifisa kwati kutsi kungani asho/ente loko?
 - ★ Ucabanga kutsi kutakwenteka ini lokulandzelako?
 - ★ Bewungenta ini kube ...?
 - ★ Wentani uma ngabe ...?
4. Tfola letinye tindlela, letiphatselene nalendzaba kute kutsi bantfwana batochubeka bahlolisise imicabango nemiva yabo. Sibonelo, bantfwana banga:
 - ★ phindza bacoce lendzaba ngendlela yabo futsi noma bayidlale bayilingise
 - ★ dwweba sifombe ngalendzaba noma lesifakwe ngiyo inshisekelo
 - ★ bhala umlayeto noma incwadzi leya kulomunye webalingisi balendzaba
 - ★ coca futsi/noma badlale balingise tindzaba tabo.



How stories can help

- ★ When children discover story characters who have had similar experiences as they have, it helps them feel less alone and may also help them to better understand and cope with a challenging situation.
- ★ Many children find it difficult to identify and communicate how they are feeling. Reading stories can help them understand themselves better and can give you all a great starting point for discussions.



Tingasita njani tindzaba

- ★ Uma bantfwana batfola balingisi endzabeni labahlangabetane netinfo emphilweni letifana naleto nabo labahlangabetane nato, kuyabasita bativale bangesibodwa futsi kungabasita bavisise kancono futsi bamelane nesimo lesiyinsayeya.
- ★ Bantfwana labaningi batfola kulukhuni kubona nekukhuluma ngekutsi bativa njani. Kufundza tindzaba kungabasita kutsi bativise kancono futsi kunganinika nonkhe sicalo lesihle setingcoco.



Stories@school

Do you want to encourage the children in your class to keep reading and writing? Here are two easy ideas to try!

- Invite the children to express their opinions about the books and Nalibali Supplement stories they have read. Let them fold A4 sheets of paper in half and glue them together to make reading record cards. Ask them to write their names at the top and to draw three columns. Each week they can write the names of the books and stories they have read in the first column, and in the second column they can rate the book or story from 1–5 to show how much they enjoyed it. Encourage them to write the reasons for their rating in the third column.

- Celebrate any writing that the children have done by asking them to read their stories or poems aloud to other children in your class or other classes. If you can, also display their writing so that other children can read it at their leisure!



Tindzaba esikolweni

Uyafuna yini kukhutsata bantfwana eklasini lakho kutsi bachubeke bafundze futsi babhale? Nayi imibono lemibili longayetama!

- Mema bantfwana kutsi bavete imicabango yabo ngaletincwadzi kanye netindzaba teSengeto teNalibali labake batifundza. Batjele bagobe liphepha le-A4 libe yihhafu bese bawanamatsisela ndzawonye ngegulu kwenza emakhadi ekubhala ekufundza. Bacele babhale emagama abo etulu bese badweba emakholumu lamatsafu. Ngeliviki ngalinye bangabhala emagama etincwadzi netindzaba labatfundzile kulekholumu yekucala, bese kutsi kulekholumu yesibili bangayincoma incwadzi noma indzaba bayinike emamaki kusuka ku-1 kuya ku-5 kukhombisa kutsi bayijabulele kanganani. Bakhutsate kutsi babhale tizafu talokuncoma kwabo kulekholumu yesitsafu.
- Bungata noma ngumuphi umbhalo labawentile bantfwana ngekubacela kutsi bafundzele labanye bantfwana eklasini lakho noma lamanye emaklasi tindzaba tabo noma tinkondlo baphimisele. Uma ungakhona, khangisa umbhalo wabo kute kutsi labanye bantfwana batowufundza ngesikhatsi sabo sekuphumula!

Reading club corner



Likhona leklabhu yekufundza

Choosing a name for your reading club is important because the name needs to inspire children to want to join the club – and then to keep coming back! So your club's name needs to be positive and something the children are proud of.

Kukhetsa ligama leklabhu yakho yekufundza kubalulekile ngoba ligama lidzinga kuheha bantfwana kutsi bafune kuyijoyina leklabhu – nekutsi futsi bahlale beta njalo! Ngako-ke ligama leklabhu yakho lidzinga kuba lihle futsi kube yintfo labatotigcabha ngayo bantfwana.

Ideas to include in your club's name

You could include any of the following ideas.

- The name of the area in which your club meets.
- Words that rhyme or start with the same letter.
- Words that encourage children to believe in themselves.
- Words that describe the club members.

You could put two or more of these elements together to create a name for your club. You could also ask the children for suggestions for a name for your reading club and then vote to choose the one that is the most popular.

Future Leaders Reading Club



Imibono longayifaka egameni leklabhu yakho

Ungafaka nanoma nguyiphi yalemibono lelandzelako.

- Ligama lendzawo lapho iklabhu yakho ihlangana khona.
- Emagama lacala ngalokufanako noma ngeluhlavi lolufanako.
- Emagama lakhutsata bantfwana kutsi bakholelwe kubo.
- Emagama lachaza emalunga eklabhu.

Ungahlanganisa kubili noma ngetulu kwaletintfo kwakha ligama leklabhu yakho. Ungaphindza ucele nemibono kubantfwana ngeligama leklabhu yekufundza bese niyavota nikhetsa lelo lelitsandwa kakhulu.

Bright Sparks Reading Club

Boksburg Bookworm Reading Club

Iklabhu yekufundza i-Future Leaders

Iklabhu yekufundza Yalabatsandza kufundza yaseBoksburg

Iklabhu yekufundza i-Bright Sparks

GIVE-AWAY! KUPHAIWA!



We publish what we like

For a chance to receive one of five copies of *Explore! Awesome South African artists*, send an email to info@nalibali.org with **Supplement Book Give-away** in the subject line. Remember to include your full name, age and contact details.

Kute ube nelitfuba lekutfofa yinye yemakhophi lasihlanu e-*Explore! Awesome South African artists*, tfumela i-imeyili ku info@nalibali.org ubhale kutsi **Supplement Book Give-away** kulomugca wesihloko. Khumbula kufaka ligama lakho leliphelile, iminyaka yebudzala neminingwane yekuchumana.



Get creative!

Words make us think! Here are a few quick, fun word games to play with your family and at your reading club.

You will need: paper; scissors; pens or pencils; Prestik (optional)

What to do

1. Prepare for the activity by cutting up paper into small pieces that are about 4 cm x 5 cm. It doesn't matter if the measurements are not exact. If you can use sheets of different coloured paper, that is even better!
2. Give each person between 8 and 10 pieces of paper and a pencil or pen.
3. Now you should all write one word on each piece of paper. As you do this:
 - ★ don't think too hard about what words to write, just write down the words that pop into your head!
 - ★ don't worry about spelling the words correctly – that can always be corrected later, as long as you know what the word says.
 - ★ help younger children by writing the words they tell you.



4. Put all the words in an open area (like on a wall or on the floor) where everyone can see them. Then try out one or more of these ideas.
 - ★ Choose words to combine into unusual pairs. For example: *monster stars* or *fly flowers*.
 - ★ Choose one word, then see how many of the other words you can use with it. For example: *lost flowers*, *lost monster*, *lost stars*, *lost window*, *lost window flowers*, *lost fly*, etc.
 - ★ Choose 10 words and see how many different sentence combinations you can make with them. (You may need to use other words, like *the*, *and*, *a*, *to*, *but*, *on* to link the words you choose.)
 - ★ Choose words and build poems with them. You'll need to add linking words here too.

Sebentisa buciko bakho!

Emagama asenta sicabange! Nayi imidlalo lembalwa yemagama lehlekisako nalesheshako longayidlala nemndeni wakho noma eklabhini yakho yekufundza.

Utawudzinga: liphepha; sikelo; emapheni noma emapeniseli; iphrestikhi (ayikaphoceleki)

Lokutakwentiwa

1. Lungisela lomsebenzi ngekusika liphepha libe ticephu letincane leticishe tibe ngu-4 cm x 5 cm. Akunandzaba nangabe letilinganiso tingalingani ncamashi. Uma ungasebentisa emaphepha emibala leyehlukeni, loko kungabancono kakhulu!
2. Nika umuntu ngamunye ticephu letisemkhatsini weticephu temaphepha leti-8 naleti-10 kanye nepeniseli noma ipheni.
3. Manje kufanele nonkhe nibhale ligama linye kusinye sicephu seliphepha. Usenta loku:
 - ★ ningacabangi kakhulu ngekutsi nguliphi ligama lokumele ulibhale, bhala phansi nje ligama lelifika enhloko yakho!
 - ★ ungahlupheki ngekupela leligama kahle – loko kungalungiseka kamuva, kuphela nje nawati kutsi leligama litsini.
 - ★ sita banitwana labancane ngekuhala emagama labakutjela wona.



4. Beka onkhe lamagama endzaweni levulekile (njengaselubondzeni noma esiyilweni) lapho khona wonkhe umuntu angakwati kuwabona. Manje tama munye noma ngetulu yalemibono.
 - ★ Khetsa emagama uwahlanganise abe ngemapheya langakavami. Sibonelo: *lifasitelo tinkhanyeti* noma *silwane imphungane*.
 - ★ Khetsa linye ligama ubone kutsi mangaki lamanye emagama longawasebentisa nalo. Sibonelo: *silwane imphungane*, *silwane tinkhanyeti*, *silwane lifasitelo*, *silwane timbali*, *silwane lahlekile*, njll.
 - ★ Khetsa emagama la-10 ubone kutsi mingaki imisho lehlukene leyinhlanganisela longayenta ngawo. (Ungadzinga kusebentisa lamanye emagama, njenga *i*, *futsi*, *ku*, *kodwa*, *etikwa* kuhlangele lamagama lowakhetsile.)
 - ★ Khetsa emagama bese wakha inkondlo ngawo. Nalapha futsi utawudzinga kungeta emagama lahlangelele.

Collect the Na'ibali characters

Cut out and keep all your favourite Na'ibali characters and then use them to create your own pictures, posters, stories or anything else you can think of! You could also cut out this picture of Dintle and add a speech bubble to show what she is "saying" as she "reads" her book!

About Dintle

Age: 9 months old

Lives with: her mother, Mme wa Afrika, and her brother, Afrika

Home languages: she doesn't speak yet, but understands Sesotho and she kicks her feet and gurgles when her mom reads to her!

Books she likes: books about animals and babies

Also likes: listening to Sesotho rhymes that Afrika says to her



Butsa balingisi beNa'ibali

Juba ukhiphe bonkhe balingisi beNa'ibali labatintsandvokati takho bese uyabagcina utawubese ubasebentisa kwakha takho tifombe, emaphosta, tindzaba noma ngabe yini lenye longayicabanga! Ungaphindze ujube ukhiphe nasi sitfombe saDintle bese ungeta emabhamuta enkhulumo kukhombisa loko "lakushoko" njengoba "afundza" incwadzi yakhe!

NgaDintle

Budzala: tinyanga leti-9

Uhlala na: make wakhe, Mme wa Afrika, nemnakabo, Afrika

Lulwimi lwasekhaya: usengakakwati kukhuluma, kodwa uyavivisa Sisutfu futsi uyakhalela aphindze ahleke ngesikhatsi make wakhe amfundzela!

Tincwadzi latitsandzako: tincwadzi letikhuluma ngetilwane nangetinswane

Futsi utsandza: kulalela tilandzelo teSisutfu letihlatjelwa ngu-Afrika

Get caught reading!

It is fun to try and catch your children reading – and for them to catch you too! Encourage others to connect or reconnect with reading – whether that means reading a novel, a picture book, a biography, poetry, a blog, their favourite magazine or the sports pages in the newspaper!

Here are some ideas for ways to spread the “reading is fun” message.

- Show others that reading can be done anywhere. Read in a bus, taxi or train. Try reading in different places, like on a bench at the park, in a shopping centre or in the queue at the bank!
- Don't let your children leave home without a book. Encourage them to read everywhere – in the car or on the bus on the way to and from school, on the playground and in their classroom!
- Write a note to your child and put it in their lunchbox, in a school textbook or somewhere else where they will find it during the day. Put this message at the end of your note: “I just caught you reading!”
- Take photos of yourself reading on your own or with others – especially with your children – and post them on Facebook or Instagram with the hashtag #GetCaughtReading.

Banjiwa uFundza!

Kuyintfo lejabulisaka kwetaama kubamba bantfwana bakho bafundza – nekutsi nabo futsi bakubambe! Khutsata labanye kutsi batihlanganise noma baphindze batihlanganise nekufundza – noma loko kusho kufundza inoveli, incwadzi yetifombe, umlandvomphilo, tinkondlo, ibhlogi, emaphephabhuku latintsandvokati tabo, noma emakhasi etemidlalo ephaphandzabeni!

Nayi leminy e imicondvo yetindlela tekusabalalisa lomlayeto, “kufundza kuyajabulisa”.

- Khombisa labanye kutsi kufundza kungentiwa noma kukuphi. Fundza ebhasini, etheksini noma esitimeleni. Linga kufundza etindzaweni letehlukene, njengasebhentjini ephakhi, etitolo noma eludwendweni ebhange!
- Ungabavumeli bantfwana bakho bahambe ekhaya bangenayo incwadzi. Bakhutsate kutsi bafundze yonkhe indzawo – emotweni noma ebhasini lesendleleni leya noma ibuya esikolweni, enhundleni yetemidlalo noma eklasini labo!
- Bhalela umntfwana wakho inothi bese uyifaka esikafutiini sekudla kwakhe kwasemini, encwadzi yesikolo noma kulenye indzawo lapho batoyitfoli khona ngekuchubeka kwelilanga. Bhala lomlayeto ekugcineni kwalenothi yakho: “Manje ngikubambe ufundza!”
- Titsatse tiifombe ufundza wedwa noma unalabanye – ikakhulukati nebantfwana bakho – bese utifumela ku-Facebook noma ku-Instagram tibe na-hashtag #GetCaughtReading.



**WIN!
WINA!**




For a chance to win some Book Dash books, write a review of the story, *The very tired lioness* (pages 7 to 10), and email it to team@bookdash.org, or take a photo and tweet us at [@bookdash](https://twitter.com/bookdash). (Your review could be published in a future Nal'ibali Supplement!) Remember to include your full name, age and contact details.

Mayelana nelitfuba lekuwina letinye tincwadzi takaBook Dash, bhala luhlathiyo lwalenzaba letsi, *Libhubesikati lelidzinwe kakhulu* (likhasi le-7 kuya kule-10) bese uyi-imeyilela ku-team@bookdash.org, noma ushuthe sitfombe bese usithwithela ku-[@bookdash](https://twitter.com/bookdash). (Luhlathiyo lwakho lungashicilelwa kuSengeto seNal'ibali sesikhatsi lesitako!) Khumbula kufaka ligama lakho leligcwele, iminyaka yebudzala kanye neminingwane yekuchumana.



Create TWO cut-out-and-keep books

1. Take out pages 5 to 12 of this supplement.
2. The sheet with pages 5, 6, 11 and 12 on it makes up one book. The sheet with pages 7, 8, 9 and 10 on it makes up the other book.
3. Use each of the sheets to make a book. Follow the instructions below to make each book.
 - a) Fold the sheet in half along the black dotted line.
 - b) Fold it in half again along the green dotted line.
 - c) Cut along the red dotted lines.



Takhele TIMBILI tincwadzi letisikwa tikhishwe bese tiyaginwa

1. Khipha likhasi le-5 kuya kule-12 alesengeto.
2. Liphepha lelinelikhasi le-5, 6, 11 kanye nele-12 kulo lenta yinye incwadzi. Liphepha lelinelikhasi le-7, 8, 9 kanye nele-10 lenta lenye incwadzi.
3. Sebentisa liphepha ngalinye kwakha incwadzi. Landzela leficondziso letingentasi kwakha incwadzi ngayinye.
 - a) Goba liphepha libe yihhafu ulandzele umugca wemacashati lamnyama.
 - b) Ligobe futsi libe yihhafu ulandzele umugca wemacashati laluhlata.
 - c) Sika ulandzele imigca yemacashati labovu.



Banele ucabanga kutsi bantfu labaningi batsandza umsebenzi wakhe wetebuciko ngoba uphatselene nemiva layiva onkhe emalanga. Buciko sebube “ngumngani” longamehleli kute kutsi atsembeke ngalokuphelele ngemicabango kanye nemiva yakhe. Kukhuluma ngemiva nekufela labanye ngayo kungaba lukhuni ngalesinye sikhatsi kulabanye bantfu: Nyengekutiva unemahloni ngoba usho into lebulima kulomunye, noma kuva buhlungu uma umuntu ahleba ngawe. Uma bantfu babuka umsebenzi waBanele wetebuciko, futsi bafundze ngawo, bangabona kutsi: “Yebo, ngitive ngalendlela phambili!”

Banele thinks many people like his work because his artworks are all about emotions that he feels every day. Art has become a “friend” that doesn’t judge him so that he can be completely honest with his thoughts and feelings. Talking about emotions and sharing them with others can sometimes be hard for people. Like feeling embarrassed because you said something silly to someone, or feeling sad when someone gossips about you. When people look at Banele’s art, and read about it, they can recognise: “Yes, I have felt that way before!”

But Banele was worried that not enough people thought that they could go into galleries because they didn’t understand what art was, or how they should behave in a gallery. He was also worried that he was successful while many of his friends were not. So he created a gallery that feels nice and comfortable where anyone can come and see and learn about art. When you go into Banele’s gallery you get the same warm and friendly feeling from the space that you get from talking to Banele himself.

A painting by Banele. Umdwebwe lependwe nguBanele.



Kodwa Banele bekakhatsatekile ngekutsi abakaneli bantfu labacabanga kutsi bangaya kumagali ngoba bebangavisi kutsi yini tebuciko, noma kumele batiphatsa njani egali. Abekhatsatekile futsi kutsi yena bekaphumela kodwa liningi lebangani bakhe lingaphumeleli. Ngako-ke wakha igali lenhle lefokomele laphe noma ngubani angangena abone aphindze afundze ngetebuciko. Uma uya egali yaBanele, ufole imfutumalo lefanako kanye nemuva wekwemukeleka kulendzawo lokufola nawukhuluma naBanele lucobo.



This is a specially adapted version of *Explore! Awesome South African artists*, published by Jacana Media. The original book shares the stories of 44 of South Africa’s finest living contemporary artists, as well as examples of their art. It is written for children between the ages of 9 and 15 and is available in bookstores and online from www.jacana.co.za.

Lolu luhlobo lolukhetsekile loluguculiwe lwe-*Explore! Awesome South African artists*, lwashicilelwa yiJacana Media. Lencwadzi yekucala yabelana ngetindzaba tetingcweti letisembili teNingizimu Afrika letiphilako kahle letinge-44, kanye nabosobucikobesikhatsi samanje. Ibhalelwe bantfwana lasemkhatsini weminyaka le-9 nale-15 futsi iyatfolakala etitolo tetincwadzi naku-inthanethi ku-www.jacana.co.za.

© Jacana Media (World rights) Tel: 011 628 3200



We publish what we like

Nal’ibali is a national reading-for-enjoyment campaign to spark and embed a culture of reading across South Africa. For more information, visit www.nalibali.org or www.nalibali.mobi



INal’ibali ngumkhankhaso wavelonkhe wekufundzela kutijabulisa kuvusa nekucinisa lisiko lekufundza eNingizimu Afrika yonkhana. Kute uffole lwati lolubanti, vakashela ku-www.nalibali.org noma ku-www.nalibali.mobi

EXPLORE!

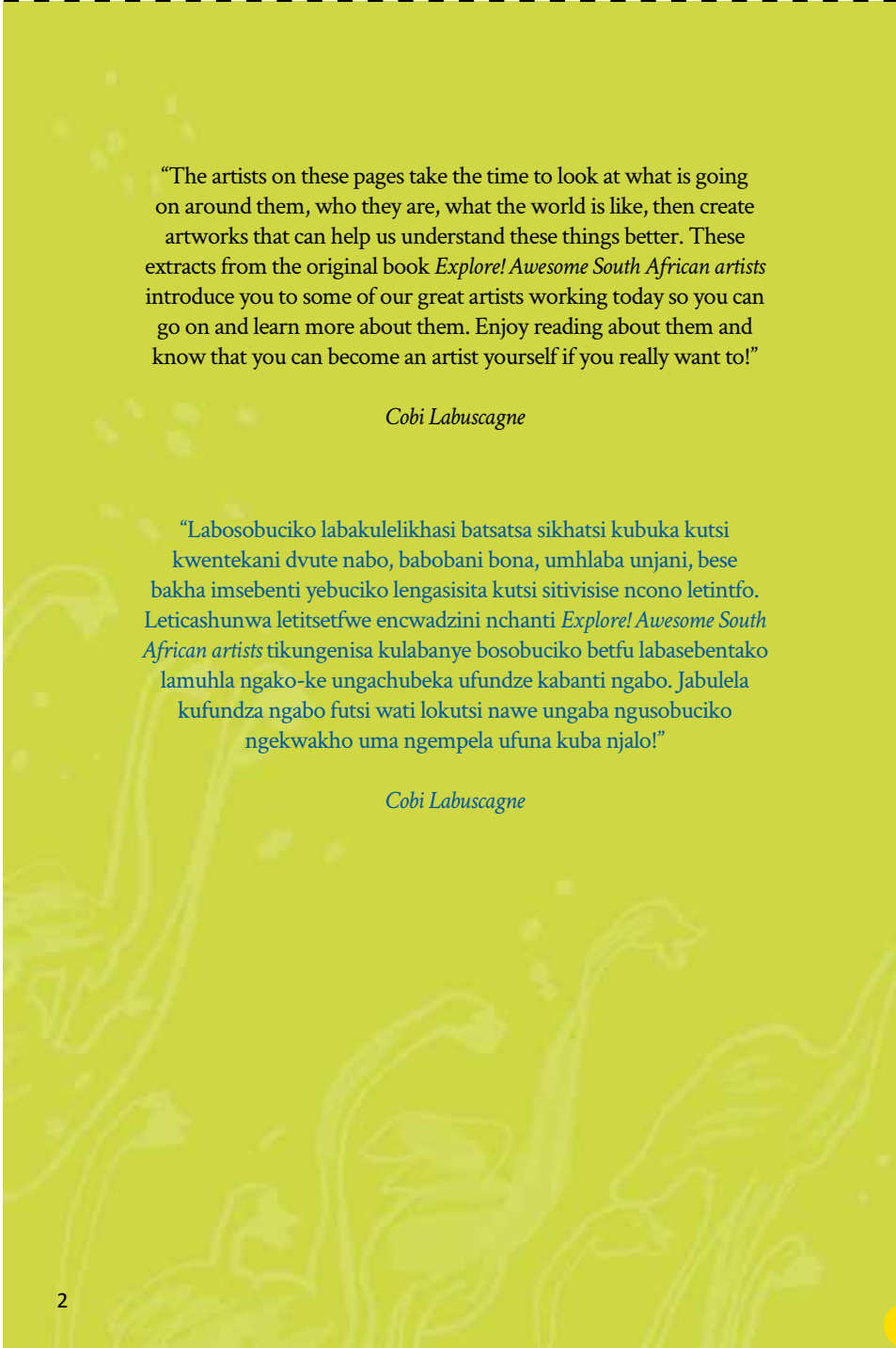
AWESOME
SOUTH AFRICAN
ARTISTS



HOLA!

BOSOBUCIKO
BENINGIZUMU AFRIKA
LABAMANGALISAKO

COBI LABUSCAGNE
LAUREN MULLIGAN



“The artists on these pages take the time to look at what is going on around them, who they are, what the world is like, then create artworks that can help us understand these things better. These extracts from the original book *Explore! Awesome South African artists* introduce you to some of our great artists working today so you can go on and learn more about them. Enjoy reading about them and know that you can become an artist yourself if you really want to!”

Cobi Labuscagne

“Labosobuciko labakulelikhasi batsatsa sikhatsi kubuka kutsi kwentekani dvute nabo, babobani bona, umhlaba unjani, bese bakha imsebenti yebuciko lengasisita kutsi sitivisise ncono letintfo. Leticashunwa letitsetfwe encwadzini nchanti *Explore! Awesome South African artists* tikungenisa kulabanye bosobuciko betfu labasebentako lamuhla ngako-ke ungachubeka ufundze kabanti ngabo. Jabulela kufundza ngabo futsi wati lokutsi nawe ungaba ngusobuciko ngekwakho uma ngempela ufuna kuba njalo!”

Cobi Labuscagne

Kodvwa Banele bekaneliphupho, ngako-ke wabese uyahamba uya ePitoli kuyawufundzela tebutciko kute abe ngusobuciko. Akutsatsananga sikhatsi lesidze kutsi abe ngusobuciko lophumelela ngempela. Ngisho asengumntfwana wesikolo, Banele bekanabalandzezi labaningi kutinkhundla tekuchumana futsi wacala kanjalo kutfola bantu labamvisisa kanye nalabademiva lefana neyakhe. Wacala kutsengisa umsebeni wakhe kubangani labasedvute kanye netisebenti tasesikolweni. Sikhatsi lesibaluleke kakulu kuye kwaba ngulapho awina imincintswano lemibili yetebuciko. Wetama iminyaka lemitsatu kuwina kepha wangete wekufika ndzawo. Loku akutange kumhluphe kakulu ngoba wakubona kuyindlela yekufola bantu labaningi kutsi babone umsebeni wakhe. Ekugcineni wawina futsi watfola litfuba lekusebenta edolobheni lelikhulu eParis tinyanga letintsatu. Kuhlala nekuusebenta eParis bekuliphupho labanele lelikhulu ngelikusasa lakhe futsi wakutfola loku aseneminyaka lenge-23 nje kuphela budzala!

But Banele had a dream, and so he moved to Pretoria to study to become an artist. It didn't take very long before he was quite a successful artist. Even when he was still a student, Banele had lots of followers on social media and that was how he started to find people who understood him and had the same feelings that he did. He started selling his work to close friends and staff members at school. The most important moment was when he won two big art competitions. He tried for three years to win without getting anywhere. This did not bother him too much though, because he saw it as a way to get more people to see his work. Eventually he won and he got the opportunity to work in the big city of Paris for three months. Living and working as an artist in Paris was Banele's biggest dream for his future and he achieved this when he was only 23 years old!

It is strange to think that Nkule Mabaso at first struggled with schoolwork. They realised later that it was because she was left-handed and was being forced to do everything with her right hand. Nkule grew up in KwaZulu-Natal as one of seven children. Her parents were both teachers. At one point her mother had to travel many hours every day to teach at a school far away. That meant that Nkule spent time in aftercare and in extramurals, which was the perfect opportunity for her to draw and paint. For a long time before she decided on art, Nkule thought she would be a fashion designer. She liked that it was a type of art that people could wear and other people could see. Her father wanted her to be an engineer to make sure that she had many options in life. So there was a bit of a fight when Nkule insisted on art or nothing. In the end she got to go to art school. Nkule was dissatisfied at art school. She felt that there was too much focus on only making art, so she took on lots of other subjects too. Nkule was used to doing more than she had to because in matric she took ten subjects rather than the usual six!

Kuyamangalisa kucabanga kutsi Nkule Mabaso ekucaleni abedvonsa kamatima emsebenini wakhe wesikolo. Babona mva kutsi kungoba abesancele futsi abephoccelelwa kutsi ente yonkhe into ngesandla sakhe sekudla. Nkule wakhulela KwaZulu-Natal angulomunye webantfwana labasikhombisa. Batali bakhe bobabili bebabothishela. Ngalesinye sikhatsi make wakhe bekudzingeka kutsi ahambe ema-awa lamanyenti onkhe emalanga ayofundzisa esikolweni lesikhashanane. Loku kwasho kutsi Nkule abecisa sikhatsi sakhe enkhulisa yangemuva kwakuphuma kwesikolwa nasemidlalweni, loku bekusikhatsi lesihle kakulu kuye kutsi adwebwe aphindze appende. Sikhatsi lesidze ngaphambi kwekutsi ancume kwenta tebutciko, Nkule bekacabanga kutsi utakuba ngumcambi wefeshini. Bekutsandza kutsi bekuluhlobo lwetebuciko bantu lababengalingoka bese labanye bantu bayabona. Babe wakhe abefuna kutsi abe ngumjinyela kute kutsi atoba netinto letiningi langakhetsa kuto emphiliweni. Ngako-ke kwaba khona kulwa kanecane ngalesikhatsi Nkule aphikelela ngetebuciko, angafuni lokunye. Ekugcineni waya esikolweni setebuciko. Nkule akazange aneliseka esikolweni setebuciko. Wavivela sengatsi kunakwa kakulu buciko lobakhwako kuphela, ngakolo-ke wabese ungenda naletinye tifundvo futsi. Nkule abetayele kwenta lokuningi kunalokulindezekile njengoba enta kumatikuleljeni lapho watsatsa tifundvo letilishumi kunaleto letsititfupha lebeteteyelekile!

NKULE MABASO

The title of his first solo exhibition in an American museum shows that sometimes Kemang is still surprised by everything that has happened to him in the art world. For this exhibition he made one work where he illustrated notes from a song by South African jazz musician, Feya Faku, out of hair. The song speaks about the life of South African activist, Steve Biko. The hair reminds you of the way people in South Africa were classified into different races because of how their hair looked. He called the exhibition, “In All My Wildest Dreams”.

Kemang feels that art has a political job to do. And while people might say art can't change the world, he thinks it can change individuals, both those who make it and those who engage with it.

Lesihloko salombukiso wakhe wesolo emsamo eMelika ukhombisa kutsi ngalesinye sikhatsi Kemang usamangaliswe ngiko konkhe lokwenteki kuye kulomkhakha wetebuciko. Wenta umsebenti munye walombukiso lapho akhombisa khona emanotsi lesuka engomeni yemculi wejezi waseNingizimi Afrika, Feya Faku, ngenca yetinwele. Lengoma ikhuluma ngemphilo yesishikashiki seNingizimu Afrika, Steve Biko. Letinwele tikukhumbuta indlela bantfu eNingizimu Afrika bebahlukaniswa ngayo ngebuve ngendlela tinwele tabo betibukeka ngayo. Lombukiso wawubita ngekutsi “Kuwu Onkhe Emaphupho Ami Langakholweki” (“In All My Wildest Dreams”).


Kemang utivela kwangatsi buciko bunemsebenti wetembangave lokumele buwente. Futsi noma bantfu bangatsi buciko bungeke buwuntjintje umhlaba, yena ucabanga kutsi bungabantjintja bantfu ngabanye, labo lababentako nalabo labalibala ngubo.

Ngako-ke lelibhubesikati lasukuma
kancane lalandzela lilanga.



So the lioness slowly got up and followed
the sun.


Ngesikhatsi libhubesikati livula emehlo alo
futsi, lilanga beliso lo lisesihlahleni.
“Sesihambile sikhatsi,” kwasho lilanga.
“Ngilandzele.”



When the lioness opened her eyes again, the
sun was still in the tree.
“It’s getting late,” said the sun. “Follow me.”

The very tired lioness

Libhubesikati lelidzinwe kakhulu



*Imile Wepener
Maren Bodenstein
Nathan McKay*



Lots more free books at bookdash.org

Nal'ibali is a national reading-for-enjoyment
campaign to spark and embed a culture of reading
across South Africa. For more information, visit
www.nalibali.org or www.nalibali.mobi



INal'ibali ngumkhankhaso wavelonkhe wekufundzela kutijabulisa kuvusa
nekucinisa lisiko lekufundza eNingizimu Afrika yonkhana. Kute uffole lwati
lolubanti, vakashela ku-www.nalibali.org noma ku-www.nalibali.mobi

One day the lioness woke up with a strange feeling that something was watching her. When she looked up, she saw a boiling, roiling creature in the tree. "Who are you?" asked the lioness. "I am the sun. I have come to fetch you," answered the creature. "Go away," grumbled the lioness. "I want to sleep."

Ngalelinye lilanga lelibhubesikati lavuka lenemiva lengakataleki kungatsi kukhona into lebeyilibukile. Lapho libuka etulu, labona sidalwa lesibilako, lesigicikako sisesihlahleni. "Ungubani wena?" kwabuta lelibhubesikati. "Ngililanga. Ngite kutolanda wena," kwaphendvula lesidalwa. "Suka," kwakhonona libhubesikati. "Ngifuna kulala mine."



There was once a very old and very tired lioness. She was so tired that she slept all day ... and all night.



Kwake kwaba nelibhubesikati lelidzala futsi lidzinwe kakhulu. Belidzinwe kangangekutsi belilala lilanga lonkhe ... nebusuku bonkhe.

But at night, when the sun is asleep, she looks down at the beautiful world she left behind.



Kodvwa ebusuku, ngesikhatsi lilanga selilele, libuka phansi emhlabeni lomuhle lelawushiya ngemuva.

“Happy hunting,” called her sisters and daughters after her.
“See you! See you!” chirped the bird.
But the lioness didn’t hear anything as she climbed higher and higher and higher into the sky.
“Ujabulele kutingela kwakho,” kwamemeta dzadzewabo nemadvodzakati alo emva kwakhe.
“Sitawubonana! Sitawubonana!” kungela inyoni.
Kodvwa lelibhubesikati alitange live lutfu ngesikhatsi liphuka liya etulu etulu etulu esibhakabhakeni.



And so the lioness came to live with the sun. All day she lays lazily in its warmth.



Ngako-ke lelibhubesikati leta lahamba layohlala nelilanga. Lilanga lonkhe lilala ngekuvilapha kulokufutfumala kwalo.

“Come and hunt with us,” said her sisters and daughters.
But the lioness was too tired.



“Wota utotingela kanye natsi,” kwasho bodzadzewabo nemadvodzakati alo.
Kodvwa lelibhubesikati belidzinwe kakhulu.



“What’s wrong with her?” asked the young impalas.

“Don’t go too close,” warned their mothers. “She might eat you.”

But the lioness just flicked her ears to chase away the flies.


“Yini lengakalungi ngaye?” kwabuta timphala letincane.

“Ningasondzeli kakhulu,” kwasho make wato atecwayisa. “Kungenteka linidle.”

Kodvwa lelibhubesikati lavele nje lanyikatisa tindlebe talo lacosha timphungane.



“Hhu, kukhashane,” kwasho libhubesikati.



“Phew, it is far,” said the lioness.


“Not too far to go now,” said the sun.

“You can rest when we get there.”



“Cha akusekho khashane lapho siya khona nyalo,” kwasho lilanga.

“Utawuphumula uma sifika khona.”



Nkule Mbaso

After matric Kemang enrolled at the Community Arts Project in Cape Town to study theatre. Although he enjoyed it, he slowly became more fascinated with visual arts and he wanted to learn more about it.

Just as in theatre, Kemang’s work has props that help us to read the story that he is telling through his art. He has made video works, installations and even compiled a whole jazz album for one of his exhibitions. Sometimes he incorporates drawings and sometimes he performs himself. He has made many works that use old school desks to create different objects. Through these desks, he speaks about education in our history and our present.



An illustration of “My apologies to time” by Kemang. The original artwork is made from real objects.

Umdvwebo lotsi “Ticoliso tami esikhatsini” (“My apologies to time”) nguKemang. Lomsebenti wetebuciko wekucala wakhiwe ngetinfo teliciniso.

Emva kwekucedza matikuletjeni wabhalisa eCommunity Arts Project eKapa kuyofundza ngetiyetha. Nanoma akujabulela loko, kodvwa kancane kancane wahewwa buciko lobubukwako futsi wafuna kufundza kabanti ngabo.

Njengoba nasetiyetha, umsebenti waKemang bewunato tintfo tekusekela letisisita kutsi sikwati kufundza indzaba layicoca ngetebuciko bakhe. Sewente imisebenti yemavidiyo, wakha nemisebenti yebuciko lengesuswa wate wahlanganisa ne-alibhamu lephelele yejezi ayantela lomunye wemibukiso yakhe. Ngalesinye sikhatsi uhlanganisa nemidvwebo kantsi ngalesinye sikhatsi kudlala yena lucobo lwakhe. Sewente imisebenti leminyenti lesebentisa emadesika etikolo lamadzala kwakha tintfo letehlukene. Ngalamadeski ucoca indzaba ngemfundvo emlandweni wetfu lowendlulie kanye nemlandvo wesikhatsi setfu sanyalo.

Ngoba bekangumntwana lohla kaniphile, Banele Khoza wafelwa kutsi ufanale kutsi abe ngudokokotela. Lapho akhulela khona kuba ngudokokotela kwayintfo lehlonishwa kakhulu bantu lababengayicabanga. Bekesaba kutsi uma abenguye nje lucobo lwakhe, bekungenteka ajabhise batali bakhe kanye nalabanaye eSwatini.

Because he was a clever child, Banele Khoza was told that he had to become a doctor. Where he grew up, becoming a doctor was the most prestigious thing that people could imagine. He was scared that if he was just himself, he might disappoint his parents and others in eSwatini.

Banele Khoza



BANELE KHOZA

BUHLEBEZWE SIWANI

Sometimes something happens in your life that makes you see the world in a new way. Something like this happened to Buhlebezwe Siwani when she was still at university. She realised that she had “the calling” to become a sangoma. A sangoma is a spiritual person and traditional healer.

Ngalesinye sikhatsi intfo letsite iyenteka emphilweni yakho letawukwenta umhlaba uwubone kabusha. Intfo lefana nalena yenteka kuBuhlebezwe Siwani ngesikhatsi asesenyuvesi. Wabona kutsi yena “bekanelubito” lwekutsi abe sangoma. Sangoma ngumuntfu wakamoya futsi welapha ngesintfu.



Buhlebezwe Siwani



An illustration of Buhlebezwe's artwork. Umdabwebo wemsebeni wetebugciko wabuhlebezwe.

After receiving her calling, Buhlebezwe started seeing her art as part of her spirituality. She thinks that people respond to her work because it is very honest.

Buhlebezwe mostly does performance art, which is a form of art where you use your own or other people's bodies in a space and an audience watches it. She has also made many artworks with a kind of soap from the Eastern Cape that her family used for washing everything from clothes, to hair, to dishes. She carved a figure of herself out of this soap, and moulded the soap into the shape of the dish that they used to wash themselves. This artwork was shown in Paris as part of a celebration of South African contemporary artists.

Before this moment, Buhlebezwe had been studying art. Growing up she wanted to be a pilot. She noticed that the pilots' voices that spoke over the intercom were mostly male. She thought she could do that job, but art won her ambitions. When it came time to study, she received a scholarship for law and engineering, but she wanted to study art instead.

Buhlebezwe grew up spending half her time with her mother in Soweto and half with her father in the Eastern Cape. Her great-grandmother was jailed at Constitution Hill in Johannesburg for marching for women's rights. So Buhlebezwe grew up very aware of the political situation in South Africa. She can even remember her grandmother playing pretend voting with her where she had to draw her own ballots. That might be where she developed the strong impression that artists have an important job to do. Art should help people heal from the difficult situations that life has brought them.

Ngaphambi kwalesikhatsi, Buhlebezwe abefundza ngetebuciko. Ekukhuleni kwakhe abefuna kuba ngumshayeli wetindiza. Wanaka kutsi lamavi ebashayeli betindiza lakhuluma nabachumana ngekhati madvuna invamisisa. Wacabanga kutsi angawenta lowo msebenti kodvwa tebugciko tasehlula sifiso sakhe. Kwatsi lapho sekufika sikhatsi sekufundza, watfola umfundzate wetemtsetfo nebunjiniyela, kodvwa abefuna kufundzela tebugciko esikhundleni saloko.

Buhlebezwe wakhula acitsa ihhafu yesikhatsi sakhe namake wakhe eSoweto bese kutsi lena lenye ihhafu nanababe wakhe eMphumalanga Kapa. Khokho wakhe waboshwa ejele eConstitution Hill eJozi ngekushucela emalungelo abomake. Ngako-ke Buhlebezwe wakhula asati kahle simo setembangave saseNingizimu Afrika. Futsi uyamkhumbula khokho wakhe adlala naye enta shangatsi uyavota lapho bekufuneka atibhalele akhe emaphepha akhe emaphepha ekuvota. Kungenteka kutsi kulapho-ke lapho wakhula khona lombono wakhe locinile wekutsi bosobuciko banemsebenti lobalulekile lokumele bawente. Tebugciko kufanele tisite bantfu kutsi belapekhe kuletimo letilukhuni letiletfwe yimphilo kubo.

Ngemva kwekucacisa esikolweni setebuciko, Nkule waya eSwitzerland wayofundzela kuba ngumlonovoloti wetintfo tebugciko. Umolonovoloti wetebugciko ubeka imibukiso ndawonye bese uyanacuma kutsi nguyini iphi imisebenti yetebugciko lokufanele ikhonijswe nekusiti itawukhonijswa njani. Ngalandlela lena-ke, kungumsebeni wemolonovoloti tebugciko kusondzela tibukeli kanye nemsebeni wetebugciko ndzawonye. Ngalinye lilanga, Nkule nemngani wakhe Nomusa Makhubu bancuma kungenela umncintiswano wekuba ngumolonovoloti tebugciko wembukiso lomkhulu wemhlaba wonkhe lowenteke e-Italy njalo ngeminyaka lembibili. Lomcimbi lona yi-"Venice Biennale". Abazange bakholwa ngesikhatsi bawina futsi base bala balondvoloti tebugciko be-58th Venice Biennale's South African Pavilion. Loku kuhloniphika lokukhulu futsi lokugcamisa umsebeni webalondvoloti tebugciko. Basebentsa lelitfuba kukhomalisa tebugciko lobetama kucoxa imilando yalelive lefti futsi leyayishiywe ngaphandle phambili. Bayibita ngekutsi "Siba Nemandla Kakhulu" ("The Stronger We Become"). Bosobuciko labakhetisa kusebenta nabo, Tracey Rose, Mawande Ka Zenzele naDineo Seshee Bopape, bonkhe babuka emuva lapho siphuma khona kute sitovisisa ncono lesikhatsi sanyalo. Nkule utsi, "Ungke wat kutsi utowina, ngako-ke kufanele ube nesibindi. Yonke imincintiswano noma tcelo tetimali sivivinyo, futsi ngalesikhatsi lesi sifole li-10 kuloku-10"

Nkule says, "You never know if you might win, so you have to be brave. Every competition or funding application is a test, and this time we got 10 out of 10!"

understand our present. Ka Zenzele and Dineo Seshee Bopape, all look back at where we come from in order to better it "The Stronger We Become". The artists they chose to work with, Tracey Rose, Mawande art that tries to tell the histories of our country and that had been left out before. They called big honour and the highlight of many curators' careers. They used this opportunity to show they became the curators for the 58th Venice Biennale's South African Pavilion. This is a very years. This event is the "Venice Biennale". They could not believe it when their entry won and the curators of one of the biggest international exhibitions that happens in Italy every two

One day, Nkule and her friend Nomusa Makhubu decided to enter a competition to be is the curator's job to bring the audience and the artwork closer together.

together and decides which art works to use and how they should be displayed. In this way, it After art school, Nkule went to Switzerland to study curation. A curator puts exhibitions

KEMANG WA LEHULERE



Kemang wa Lehulere

A life in theatre is what you would have predicted for Kemang wa Lehulere if you had watched him as a child. From a young age he was completely swept up by the magic of directing, props, lighting, sound and acting. Kemang took acting classes, had a casting agent and even tried to create a theatre group with his classmates, although no one except Kemang and his teacher showed up. Kemang was a politically aware child and in his house the evening news was not just watched, it was also discussed among the family members.

Imphilo yasetiyetha yintfo bewungayicabangela Kemang wa Lehulere kube wawuke wambona asengumntfwana. Kusakela asemncane nje watsatseka kakhulu ngalomlingo wekucondzisa, tintfo tekusekela, kukhonyisa, umsindvo nekudlala esiteji. Kemang wangenela emaklasi ekudlala esiteji, waba nesisebenti sakhe sekulawula badlalili basesiteji waphindze futsi wetama nekusungula licembu lasetiyetha kanye nalabo lafundza nabo eklasini, noma nje kute lowaphumelela kufika ngaphandle kwakhe Kemang nathishela wakhe. Kemang abengumntfwana locacelwe ngetembangave futsi ekhaya kubo tindzaba kusihlwa betingabukelwa nje kuphela kodvwa bekubuye kucocwe ngato bahlangene bonkhe bangemalunga emndeni.

Get story active!

Here are some activities for you to try. They are based on all the stories in this edition of the Nal'ibali Supplement: *Explore! Awesome South African artists* (pages 5, 6, 11 and 12), *The very tired lioness* (pages 7 to 10) and *Temo and the plant thieves* (page 14).



Yenta indzaba ibe nemdlandla!

Nayi leminye imisebenti yakho longayetama. Isuselwe kuto tonkhe letindzaba letikulolushicilelo lweSengeto sakaNal'ibali: *Hlola! Bosobuciko beNingizumu Afrika Labamangalisako* (ekhasini le-5, 6, 11 nele-12), *Libhubesikati lelidzinwe kakhulu* (ekhasi le-7 kuya kule-10) nalena letsi *Temo nemasela etitjalo* (likhasi le-15).

Explore! Awesome South African artists

- ★ Write down five things that you found interesting or that surprised you about the artists' stories.
- ★ Use recycled materials (like cardboard boxes, fabric scraps, egg cartons, pictures from magazines and cardboard toilet rolls) and/or natural materials (like twigs, sand and leaves) to create a sculpture (an object) or a collage (a picture made of different materials) about yourself. Think about the things that make you unique, things that interest you and things you like to do.

Hlola! Bosobuciko beNingizumu Afrika Labamangalisako

- ★ Bhala phansi tintfo letishlanu lotitsandzile noma letikumangalisile ngaletindzaba talabosobuciko.
- ★ Sebentisa tintfo letike tasetjentiswa (njengemabhokisi emakhadibhodi, ticephu temayadi, emabhokisi emacandza, tiffombe letiphuma kumaphephabhuku, kanye nemakhadibhodi emaroli eliphepha lasemthoyi) ne/noma tintfo temvelo (njengetihlahlana, sihlabatsi nemacembe) kwakha sitfombe (intfo) noma ikholaji (sitfombe lesakhiwe ngetintfo letehlukene) ngawe lucobo. Cabanga ngetintfo letikwenta wehluka, tintfo letikuchazako netintfo lotsandza kutenta.

The very tired lioness

- ★ What could the lioness be thinking as she looks down at the beautiful world that she left behind? Write her thoughts in the big cloud.
- ★ How do you think she feels? Write a "feeling" word in each of the small clouds.

Libhubesikati lelidzinwe kakhulu

- ★ Lelibhubesikati ngabe belicabangani nalibuka phansi kulomhlaba lomuhle leliwushiye ngemuva? Bhala lemicabango yalo efini lelikhulu.
- ★ Ucabanga kutsi litiva njani? Bhala ligama "lemuva" kukulinye ngalinye lalamafu lamanecane.



Temo and the plant thieves

- ★ Make "Wanted" posters for the goats, cows and birds. Start by writing down all the words you can think of that describe each animal. Write "Wanted" at the top of three separate A4 sheets of paper. On each sheet, draw a picture of one of the animals, and then use the words you thought of to write a short description of the animal so that people will easily be able to recognise it.
- ★ What is the most unusual plant you can think of growing? How could it be used?



Temo nemasela etitjalo

- ★ Yenta emaphosta labhalwe "Lokufunwako" etimbuti, tinkhomo netinyoni. Cala ngekubhala onkhe emagama longawacabanga kuchaza silwane ngasinye. Bhala "Lokufunwako" etulu emaphepheni ema-A4 lamatsafu. Ephepheni ngalinye, dwweba sitfombe sasinye saletilwane, bese usebentisa lamagama lowacabangile kubhala inchazelo lemfisha yalesilwane kute kutsi bantfu bakhone kusibona kalula.
- ★ Ngusiphi sitjalo lesingakavami longacabanga kusihlanyela? Singasetjentiswa njani?

I'd love to grow a plant that has books on it instead of leaves, then I could pick a new book to read any time.



Ngingatsandza kuhlanyela sihlahla lesinetincwadzi kuso hhayi emacembe, lapho-ke ngingakha incwadzi lensha lengitoyifundza noma ngasiphi sikhatsi.

I'd love to grow a plant with purple leaves and purple bubblegum on it. Purple is my favourite colour and I love bubblegum, so I'd always have two of my favourite things nearby!



Ngingatsandza kuhlanyela sihlahla lesinemacembe labukhweletane kanye netjaphisi lebukhweletane kuso. Umbala lobukhebetane ngumbala wami loyintsandvokati futsi ngiyayitsandza itjaphisi, ngako-ke ngingaba naletintfo letimbili letitintsandvokati edvute njalo-nje!



Temo and the plant thieves



By Kgosi Kgosi ■ Illustrations by Magriet Brink and Leo Daly

Temo was a clever young girl who lived in the village of Qunu. She loved going to school and learning new things.

One day at school, her class learnt about planting and growing vegetables. Temo was so fascinated by this idea that she could not wait to get home to tell her parents about it.

BRRRRING! The last school bell of the day rang and all the children rushed out of their classrooms to make their way home.

When Temo arrived home, her mother and father were in the kitchen having tea.

"Hello, Mama. Hello, Papa," she said as she walked into the kitchen.

"Hello, Temo," answered her parents.

"How was your day at school today?" asked her mother.

"It was good! I learnt something very interesting," replied Temo excitedly while making her way to her bedroom.

Temo's parents wondered what their daughter was talking about, but before they could ask her to explain, she had disappeared.

In her bedroom, Temo took off her school uniform and put on her other clothes. But these were not her everyday other clothes. She put on her overalls, gumboots and a hat.

Temo walked back into the kitchen. "Ta-da! Mama and Papa, look!" she said.

Her parents were very surprised. Temo never wanted to do any chores at home, so why was she suddenly dressed in work clothes?

"Why are you dressed like that, Temo?" her father asked.

"Because I want to start growing my own vegetables, Papa," she said excitedly.

"So, you want to have your own garden here at home?" her mother asked.

"Yes, Mama," Temo replied.

Temo's parents looked at each other and wondered how Temo would manage to take care of a garden when she complained about chores as simple as making them tea. But they decided to have faith in her anyway.

So Temo and her father went outside and chose a piece of land in their yard where Temo could start her garden. Then Temo's father went inside to change into his overalls.

First, Temo and her father used a garden fork to break up the ground they had chosen. This helped make the soil soft for planting seeds. It also helped loosen unwanted weeds and stones under the soil. Next, they raked all the unwanted weeds and stones from the soil. Temo and her father put all the weeds into big black plastic bags and threw them into the dustbin.

The next day when Temo came back from school, she quickly changed out of her school uniform and went into her garden with her father. Her father had bought some seeds for them to plant. So, they planted and planted! They planted spinach, carrot, tomato and bean seeds. Then Temo watered the soil to help the seeds grow. Every day after that Temo was excited to come home from school and water her garden.



But there was a little problem: while no one was looking, the animals were starting to eat Temo's vegetable plants!

One day, when she came home from school, Temo found the goats feeding in her garden. She chased them away and ran into the house.

"Mama! Papa! The goats are eating my vegetable plants. Why didn't you watch out for them?" she said, crying.

"Sorry, Temo," apologised her father. "Mama and I were taking a nap. Let's go outside and see what we can do."

So they went into the garden. What a mess the goats had made! But at least only a small part of the garden had been damaged.

"Let's build a fence around the garden, Papa," Temo suggested.

"That's a good idea!" Papa replied.

So Temo and her father built a fence around the garden so the goats could no longer get in.

The next day when she came home from school, Temo found the cows eating her plants. The cows had been clever enough to open the garden gate with their horns!

Temo tried to chase the cows away, but it only took one cow with large, sharp horns to look at her and she was terrified! The cows looked so big! So she ran into the house.

"Mama! Papa! This time the cows are eating my vegetable plants," she said.

Temo and her father went outside and found the cows grazing in Temo's garden. Her father chased them away.

"Papa, why don't we lock the gate with a padlock?" Temo suggested. "That way the cows won't be able to open the gate again."

Her father thought that was a good idea so they went and bought a padlock and they locked the gate.

The next day when Temo came back from school, she found not the goats, not the cows, but the birds eating the plants in her garden! She chased them away and ran to tell her parents.

"Mama! Papa! Now the birds are eating my vegetable plants," she cried.

Temo's father went outside with her to see what the problem was.

"I don't know what to do now, Temo," said her father scratching his head as he thought hard.

"I know what we can do," said Temo quickly. "We can put a net over the garden, then the birds won't be able to get to the plants."

And Temo was right! She never had to worry about any animals eating the plants in her garden again. No goats could get in, no cows could get in and no birds could get in either.

The plants in her garden grew and grew, and soon the vegetables were ready for picking! Temo's mother cooked a tasty soup of beans, carrots, spinach and tomatoes and they all enjoyed a meal that had come from Temo's garden.





Temo nemasela etitjalo



Likhona
letindzaba

Ibhalwe nguKgosi Kgosi ■ Imidwebho idwetjwe nguMagriet Brink naLeo Daly

Temo bekuyintfombatane lencane lehlakanihile lebeyihlala emaphandleni eQunu. Bekatsandza kuya esikolweni futsi afundze tintfo letinsha.

Ngalelinye lilanga esikolweni, liklasi lakhe lafundza ngekuhlanyela nekukhulisa tibhidvo. Temo watsatseka ngalomcondvo kangangoba akakhonanga kulindza ate afike ekhaya kute atjele batali bakhe ngawo.

NKELE-NKELE-NKELE! Yakhala insimbi yekugcina yelusuku nebanfwana bonkhe bajakela kuphuma emaklasini abo babambe indlela lecondze ekhaya.

Ngesikhatsi Temo afika ekhaya babe namake wakhe bebasekhishini banatsa litiya.

“Sawubona Make, Sawubona Babe,” washo asangena ekhishini.

“Sawubona Temo,” kwaphendvula batali bakhe.

“Belinjani lilanga lakho esikolweni namuhla?” kwabuta make wakhe.

“Belikahle! Ngifundze lenye intfo lebeyichazana,” kwaphendvula Temo ngemlandla ngesikhatsi ahamba aya ekamelweni lakhe.

Batali baTemo bamangala kutsi indvodzakati yabo ikhuluma ngani, kodwa ngaphambi kwekutsi bamcele kutsi achaze, abesanyamalele.

Ekamelweni lakhe, Temo wakhumula inyifomu yakhe yesikolo wagcoka letinye timphahla. Kodwa bekungesito timphahla takhe tasekhaya tamalanga onkhe. Wagcoka i-ovaroli, emagambhudzi nesigcoko.

Temo wahamba wabuyela emuva ekhishini. “Ehhe! Make naBabe, bukani!” kwasho yena.

Batali bakhe bamangala kakhulu. Temo amengafuni kwenta leminywe imisebenti yasekhaya, manje-ke kungani namuhla asagcoka timphahla tekusebenta?

“Kungani ugcoke kanjalo Temo?” kwabuta babe wakhe.

“Kungoba ngifuna kucala kuhlanyela tibhidvo tami Babe,” washo ngenjabulo.

“Hho, ufuna kuba neyakho ingadze lapha ekhaya,” kwabuta make wakhe.

“Yebo Make,” kwaphendvula Temo.

Batali baTemo babukana emehlweni bamangala kutsi Temo utawukhona njani kunakekela ingadze ekubeni akhonona ngemiseti yasekhaya lelula njengekubentela litiya. Kodwa basale bancuma kutsi bamkholwe.

Manje-ke Temo nababe wakhe baphuma baya ngaphandle ebaleni bayokhetsa indzawana lapho Temo angacala khona ingadze yakhe. Babe waTemo wabese ubuyela ngekhatsi endlini wayontjintja wagcoka ema-ovaroli akhe.

Kwekucala, Temo nababe wakhe basebentisa imfologo yasengadzeni kuvukuta lomhlaba lelawukhetsile. Loku kwasita kwenta lomhlaba watsamba walungela kuhlanyela. Kwaphindza futsi kwasita kukhipha lukhula kanye nematje langafuneki ngaphansi kwalomhlaba. Lokulandzelako bahhaliga bakhapha lonkhe lukhula nematje langadzingeki kulomhlaba. Temo nababe wakhe bafaka lonkhe lukhula labalukhiphile emasakeni lamnyama eplastiki babese bakulahla etibini.

Ngelilanga lelilandzelako Temo nakabuya esikolweni, washehsa wantjintja inyifomu yakhe yesikolo wase uya engadzini yakhe nababe wakhe. Babe wakhe abetsenge tinhlanyelo labatohlanyela. Ngako-ke bahlanyela, bahlanyela! Bahlanyela sipinashi, ticadze, ematamatisi, nenhlanyelo yemabhontjisi. Temo wabese uyawunisela lomhlaba kute kutsi kwelekelela lenhlanyelo kutsi imile. Emva kwaloko, Temo bekakujabulela kufika ekhaya nakabuya esikolweni bese unisela ingadze yakhe.



Kodwa bekukhona inkinga lencane: ngesikhatsi kute lobukako tiwane beseticala kudla letitjalo tetibhidvo taTemo!

Ngalelinye lilanga ngesikhatsi afika ekhaya abuya esikolweni, Temo wakhandza timbuti tidla engadzeni yakhe. Waticosha wabese ugijima ungena endlini.

“Make! Babe! Timbuti tidla titjalo tetibhidvo tami. Beningatigadzi ngani ngani?” washo akhala.

“Ncesi, Temo,” kwacalisa babe wakhe. “Make nami besisatsetse sitfongwana. Asiphume siye ngaphandle siyobona kutsi yini lesingayenta.”

Babese-ke bayahamba baya engadzeni. Inyakanyaka leyentiwe timbuti! Kodwa lokungenani yincenye lencane yengadze lemoshekile.

“Asakhe fenisi situngeletele lengadze Babe,” Temo wancoma.

“Ngumcondvo lomuhle lowo!” kwaphendvula Babe.

Temo nababe wakhe-ke bakha fenisi watungeleta lengadze kute kutsi timbuti tinganophindza tingene.

Ngelilanga lelilandzelako nakafika ekhaya abuya esikolweni, Temo wakhandza tinkhomo tidla titjalo takhe. Letinkhomo betihlakanihile ngalokwenele kuvula ligede ngetimphondvo tato!

Temo wetama kuticosha letinkhomo, kodwa yaba yinye nje inkhomo lenetimphondvo letinkhulu leticijile leyambuka wabese ufikelwa kwesaba! Letinkhomo betibukeka titinkhulu kakhulu! Ngako-ke wagijima wangena endlini.

“Make! Babe! Nyalo letinkhomo tidla titjalo tami tetibhidvo,” kwasho yena.

Temo nababe wakhe baphumela ngaphandle bakhandza letinkhomo tidla engadzeni yaTemo. Babe wakhe waticosha.

“Babe, kungani singakhiyi leligede ngenkanankana?” kwancoma Temo. “Ngaleyo ndlela letinkhomo tingeke tikhone kuvula leligede futsi.”

Babe wakhe wacabanga kutsi ngumcondvo lomuhle lowo ngako-ke bahamba bayotsenga inkankana base bayalikhuya leligede.

Ngelilanga lelilandzelako ngesikhatsi Temo abuya esikolweni, akatange akhandze timbuti noma tinkhomo, kodwa wakhandza tityoni tidla titjalo engadzeni yakhe! Waticosha wabese uyagijima wayotjela batali bakhe.

“Make! Babe! Nyalo letityoni tidla titjalo tami tetibhidvo,” wakhala.


Babe waTemo waphumela ngaphandle naye kuyobuka kutsi ngabe inkinga yini.

“Angati kutsi kufanele ngenteni manje, Temo,” kwasho babe waTemo enwaya inhloko ngesikhatsi acabanga kakhulu.

“Ngiyakwati lesingakwenta,” kwasho Temo ngekushesha. “Singabeka inethi ngetulu kwalengadze, lapho-ke ngeke tityoni tikhone kufinyelela kuletitjalo.”

Futsi Temo bekacinisile! Bekangeke asakhatsateka nganoma ngutiphi tiwane letidla titjalo engadzeni yakhe futsi. Kute timbuti betingangena, kute tinkhomo betingangena futsi kute tityoni betingangena.

Titjalo engadzeni yakhe takhula, takhula, masinyane tibhidvo besetilungele kukhiwa! Make waTemo wapheka lisobho lelimnandzi lemabhontjisi, ticadze, sipinashi nematamatisi futsi bonkhe bajabulela kudla lebekubuya engadzeni yaTemo.



Nal'ibali fun

Kwekutijabulisa kwakaNal'ibali

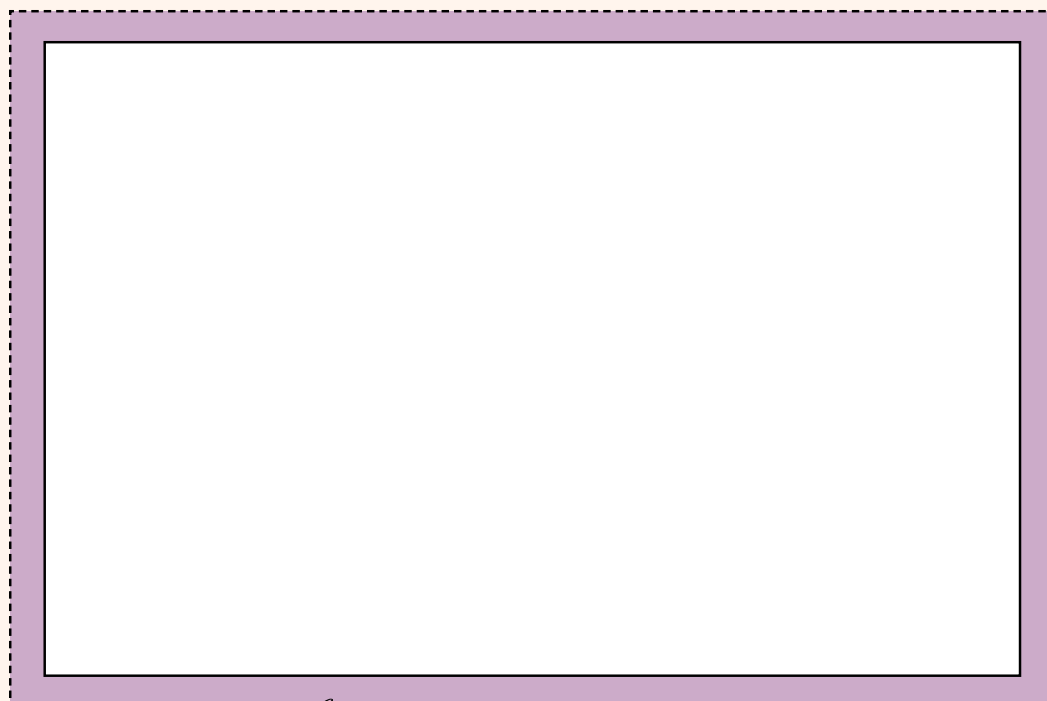
When people travel to interesting places they often send postcards to friends and family back home. Postcards usually have a photograph of a place you have visited on one side. A message and the address of the person you are sending the postcard to, are on the other side. Now follow the steps below to make your own postcard!

1. Cut out the front and back sides of the postcard.
2. Glue the two sides together.
3. On the front of your postcard, draw a picture of a place you would like to visit or a place you enjoyed visiting – or create a magical place all of your own!
4. On the back of your postcard:
 - ★ on the left, write a message to someone you know telling them about how you are enjoying visiting the place in the picture and what you've done while you are there.
 - ★ start your message like this: Dear ...
 - ★ don't forget to say who the message is from – you!
 - ★ on the lines on the right, write the name, surname and address of the person you are sending the postcard to.
 - ★ in the empty block above the address, draw a postage stamp.

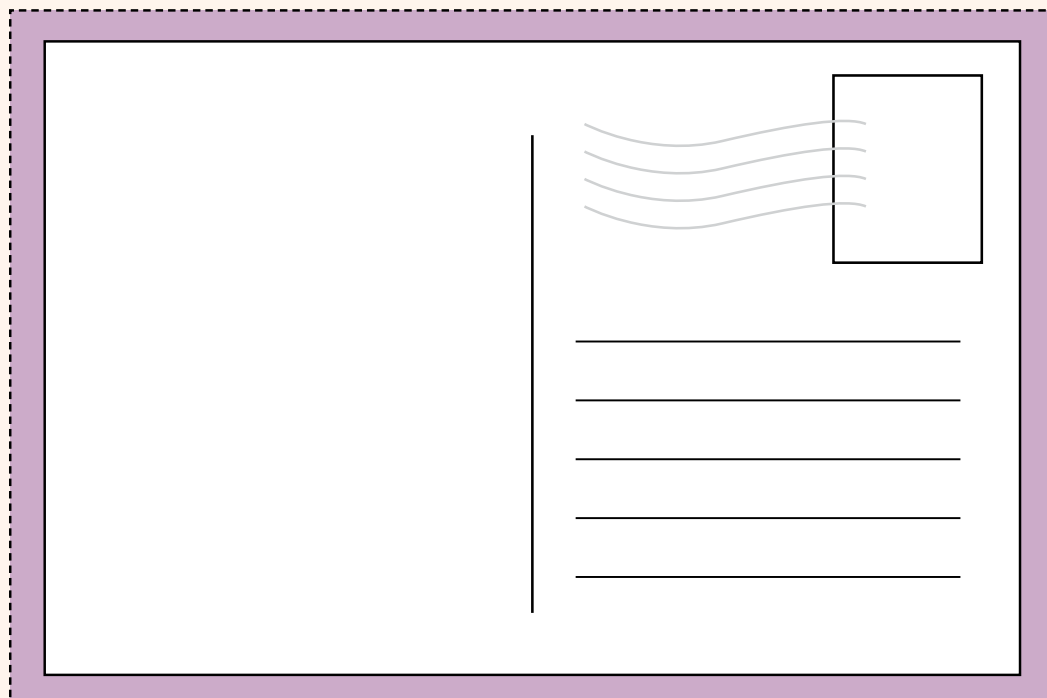
Bantfu nabahamha baya etindzawni letijabulisako, bavamise kutfumela emaposikhadi kubangani nemindeni labsele ekhaya. Emaposikhadi avamise kuba nesitfombe sendzawo loyivakashela kulunye luhlangotsi. Umlayeto nelikheli lemuntfu lotfumela leposikhadi kuye kuba ngakulolu lolunye luhlangotsi. Manje landzela letinyatselo letingentasi kute utakhele yakho iposikhadi!

1. Juba ukhiphe luhlangotsi lwangembili nelwangemuva lwaleposikhadi.
2. Namatsisela letinhlangotsi totimbili ndzawonye.
3. Kulingembili laleposikhadi yakho, dweba sitfombe sendzawo longatsandza kuyivakashela noma indzawo lowajabulela kuyivakashela noma indzawo yemlingo lengeyakho wedwa!
4. Kulingemuva laleposikhadi:
 - ★ ngasencele, bhala umlayeto loya kumuntfu lomatiko umtjele kutsi ukujabulela njani kuvakashela lendzawo lekulesitfombe nekutsi kuyini lokwentile ngesikhatsi usekhona lapho.
 - ★ cala umlayeto wakho kanje: Lotsandzekako ...
 - ★ ungakhohlwa kusho kutsi lomlayeto ubuya kubani – kuwe!
 - ★ emgceni longasekudla, bhala ligama, sibongo nelikheli lalomuntfu lomtfumelela leposikhadi kuye.
 - ★ kubhulokhi lengenelutfo ngenhla kwelikheli, dweba sitembu sekuposa.

Front/Ngembili



Back/Ngemuva



Nal'ibali is here to motivate and support you. **Contact us** by calling our call centre on **02 11 80 40 80**, or in any of these ways:

Nal'ibali ikhona kute kutsi ikukhutsate futsi ikwesekela. **Sitsintse** ngekushayela sikhungo setfu setincingo ku-**02 11 80 40 80**, nobe ngayiphi lenye yaletindlela leti:



www.nalibali.org



www.nalibali.mobi



[nalibaliSA](https://www.facebook.com/nalibaliSA)



[@nalibaliSA](https://twitter.com/nalibaliSA)



[@nalibaliSA](https://www.instagram.com/nalibaliSA)



info@nalibali.org

Produced by The Nal'ibali Trust. Translation by Bella Malangwane. Nal'ibali character illustrations by Rico.

JABAVU

Tembisan

UMLAZI EYETHU

Bonus

LENTSWE
THE VOICE OF MATLOSANA

MPUMA KOLOHO LATHITHA ILANGA

Mpumalanga News

Nal'ibali