



Helping children through stories




Have you thought how stories can offer a way of supporting children through some of life's challenges? As they grow, children are faced with a variety of situations. Some of these may be exciting, like making new friends. But very often they can be difficult and then children may need your help. There are many wonderful stories about the challenging situations and events that children may face, such as starting school, separation, illness, the death of a loved one, divorce, prejudice and bullying.

Ho thusa bana ka ho ba phetela dipale

Na o kile wa nahana kamoo dipale di ka fanang ka tsela ya ho tshehetsa bana ho feta mathateng a fapaneng a bophelo? Ha ba ntse ba hola, bana ba kopana le maemo a fapafapaneng. A mang a maemo ana e ka ba a thabisang, jwaloka ho fumana metswalle e metjha. Empa hangata e eba maemo a boima mme bana ba ka hloka thuso ya hao. Ho na le dipale tse monate tse ngata tse mabapi le maemo le diketsahalo tse phephetsang tseo bana ba ka kopanang le tsona, jwaloka ho qala sekolo, karohano, ho kula, ho hloka hloa ha motho eo ba mo ratang, tlhalano, kgethollo le tlhoriso (*bullying*).

HOW TO USE STORIES TO HELP CHILDREN COPE

1. Find a story that you like, with a character who has to deal with an issue that your child is facing, or one that might interest him or her. Ask someone who knows storybooks well (like a librarian, bookshop assistant, teacher, counsellor or another parent) to help you choose, or look on the internet for suitable stories.
2. Read and get to know the story yourself before sharing it with your child or a group of children.
3. Think aloud and ask open-ended questions about the story during and after reading it to children. Open-ended questions have no right or wrong answers and help children to reflect on, explore and talk about their concerns, feelings and ideas. Here are some questions for you to try:
 - ★ How would you feel if ...?
 - ★ If I were him, I wonder what I'd do ...
 - ★ I wonder why she said/did that?
 - ★ What do you think is going to happen next?
 - ★ What would you do if ...?
 - ★ What do you do when ...?
4. Find some more ways, related to the story, for children to continue to explore their thoughts and feelings. For example, children can:
 - ★ retell the story in their own way and/or act it out
 - ★ draw a picture about the story or that is inspired by it
 - ★ write a note or letter to one of the story characters
 - ★ tell and/or act out their own stories.



O KA SEBEDISA JWANG DIPALE HO THUSA BANA HO HLOLA

1. Batla pale eo o e ratang, e nang le mophetwa ya lokelang ho shebana le bothata boo ngwana wa hao a shebaneng le bona, kapa eo a ka bang le thahasello ho yona. Kapa motho ya tsebang dibuka tsa dipale hantle (jwaloka mohlakomedi wa laeborari, mosebetsi wa lebenkeleng la dibuka, tiijhere, khanselara kapa motswadi e mong) hore a o thuso ho kgetha, kapa o batle dipale tse tshwanetseng maemo ao inthaneteng.
 2. Bala mme o tsebe pale eo ka bowena pele o ka e abelana le ngwana wa hao kapa sehlopha sa bana.
 3. Bua seo o se nahanneng mme o botse dipotso tse bulehileng mabapi le pale ka nako eo o e ballang bana kapa ha o qetile. Dipotso tse bulehileng ha di na dikarabo tse nepahetseng kapa tse fosahetseng mme di thusa bana ho lothota, ho sibolla, le ho bua ka tse ba tshwenyang, maikutlo a bona le mehopollo ya bona. Dipotso tse ding ke tsena tseo o ka di lekang:
 - ★ O ne o ka ikutlwa jwang ha ...?
 - ★ Hoja ke ne ke le yena, ke a ipotsa hore ke ne ke tla etsang ...
 - ★ Ke a ipotsa hore ke hobaneng a buile jwalo/entse seo?
 - ★ O nahana hore ho tlo etsahala eng kamora moo?
 - ★ O ne o tla etsang hoja ...?
 - ★ O etsa jwang ha ...?
4. Batla ditsela tse ding, tse tsamaelanang le pale, tseo bana ba ka tswelang pele ka tsona ho sibolla menahano le maikutlo a bona. Ho etsa mohlala, bana ba ka:
- ★ pheta pale hape ka tsela ya bona mme/kapa ba e tshwantshisa
 - ★ taka setshwantsho se mabapi le pale kapa se susumeditsweng ke pale
 - ★ ngola molaetsa kapa lengolo ba ngolla e mong wa baphetwa
 - ★ pheta le/kapa ho tshwantsha dipale tseo e leng tsa bona.



How stories can help

- ★ When children discover story characters who have had similar experiences as they have, it helps them feel less alone and may also help them to better understand and cope with a challenging situation.
- ★ Many children find it difficult to identify and communicate how they are feeling. Reading stories can help them understand themselves better and can give you all a great starting point for discussions.

Kamoo dipale di ka thusang

- ★ Ha bana ba sibolla baphetwa ba pale ba kopaneng le dintho tsa bophelo tse tshwanang le tsa bona, ho ba thusa hore ba ikutlwe ba se bang mme hoo ho ka ba thusa le ka ho utlwisisa hantle le ho shebana le maemo a phephetsang.
- ★ Bana ba bangata ba fumana ho le boima ho hlwaya le ho hlalosa tsela eo ba ikutlwang ka yona. Ho bala dipale ho ka ba thusa ho ikutlwisa hantle mme ho ka le fa sebaka se setle ho qala dipuisano mmoho.



Drive your
imagination



IT STARTS WITH
A STORY.
HO QALA
KA PALE.

Stories@school

Do you want to encourage the children in your class to keep reading and writing? Here are two easy ideas to try!

- Invite the children to express their opinions about the books and Nal'ibali Supplement stories they have read. Let them fold A4 sheets of paper in half and glue them together to make reading record cards. Ask them to write their names at the top and to draw three columns. Each week they can write the names of the books and stories they have read in the first column, and in the second column they can rate the book or story from 1–5 to show how much they enjoyed it. Encourage them to write the reasons for their rating in the third column.

- Celebrate any writing that the children have done by asking them to read their stories or poems aloud to other children in your class or other classes. If you can, also display their writing so that other children can read it at their leisure!



Dipale sekolong

Na o batla ho kgothaletsa bana ba tlelase ya hao ho dula ba bala le ho ngola? Mehopolo e mmedi ke ena e bonolo eo o ka e lekang!

- Kopa bana hore ba hlalose maikutlo a bona mabapi le dibuka le dipale tsa Ditlatsetso tsa Nal'ibali tseo ba di badileng. E re ba mene maqephe a pampiri a bohola ba A4 ka halofo mme ba a kgomaretse mmoho ho etsa dikarete tsa rekoto ya ho bala. Ba kope ho ngola mabitso a bona hodimo mme ba thale dikholomo tse tharo. Beke ka nngwe ba ka ngola mabitso a dibuka le dipale tseo ba di badileng kholomong ya pele, mme kholomong ya bobedi ba ka fa buka eo kapa pale eo matshwao ho tloha ho 1–5 ho bontsha kamoo ba ileng ba natefelwa ke yona. Ba kgothaletse ho ngola mabaka a matshwao ao kholomong ya boraro.

- Thoholetsa mongolo ofe kapa ofe oo bana ba o entseng ka ho ba kopa hore ba balle dipale kapa dihotokiso tsa bona hodimo ba balla bana ba bang ka tlelaseng ya hao kapa ditlelaseng tse ding. Ha o ka kgona, bea mongolo ya bona pepeneng moo bana ba bang ba tlang ho kgona ho e bala ba iketlile!



Reading club corner



Choosing a name for your reading club is important because the name needs to inspire children to want to join the club – and then to keep coming back! So your club's name needs to be positive and something the children are proud of.



Ideas to include in your club's name

You could include any of the following ideas.

- The name of the area in which your club meets.
- Words that rhyme or start with the same letter.
- Words that encourage children to believe in themselves.
- Words that describe the club members.

You could put two or more of these elements together to create a name for your club. You could also ask the children for suggestions for a name for your reading club and then vote to choose the one that is the most popular.

Future Leaders Reading Club



Mehopolo eo o ka e kenyeletsang lebitsong la tlelapo ya hao

O ka nna wa kenyeletsa ofe kapa ofe wa mehopolo e latelang.

- Lebitso la sebaka seo tlelapo ya lona e kopanelang ho sona.
- Mabitso a raemang kapa a qalang ka tlhaku tse tshwanang.
- Mantswe a kgothaletsang bana ho ba le boitshepo.
- Mantswe a hlalosang diitho tsa tlelapo.

O ka nna wa kopanya tse pedi kapa ho feta tsa dintlha tsena mmoho ho bopa lebitso la tlelapo ya hao. Hape o ka nna wa kopa bana ho etsa ditlhaliso tsa mabitso a tlelapo ya lona mme ebe le a vouta bakeng sa ho kgetha le ratwang ka ho fetisisa.

Bright Sparks Reading Club

Boksburg Bookworm Reading Club

Tlelapo ya ho bala ya Future Leaders

Tlelapo ya ho bala ya Boksburg Bookworm

Tlelapo ya ho bala ya Bright Sparks

GIVE-AWAY! MPHO YA MAHALA!



We publish what we like

For a chance to receive one of five copies of *Explore! Awesome South African artists*, send an email to info@nalibali.org with **Supplement Book Give-away** in the subject line. Remember to include your full name, age and contact details.

Bakeng sa monyetla wa ho ikgapela e nngwe ya dikhopi tse hlano tsa *Explore! Awesome South African artists*, romela imeile ho info@nalibali.org e nang le sehlooho sa **Supplement Book Give-away** (Mpho ya Mahala ya Buka ya Tlatsetso) moleng wa taba. Hopola ho kenya lebitso la hao ka botlalo, dilemo le dintlha tsa boikopanyo.



Drive your imagination

Get creative!

Words make us think! Here are a few quick, fun word games to play with your family and at your reading club.

You will need: paper; scissors; pens or pencils; Prestik (optional)

What to do

1. Prepare for the activity by cutting up paper into small pieces that are about 4 cm x 5 cm. It doesn't matter if the measurements are not exact. If you can use sheets of different coloured paper, that is even better!
2. Give each person between 8 and 10 pieces of paper and a pencil or pen.
3. Now you should all write one word on each piece of paper. As you do this:
 - ★ don't think too hard about what words to write, just write down the words that pop into your head!
 - ★ don't worry about spelling the words correctly – that can always be corrected later, as long as you know what the word says.
 - ★ help younger children by writing the words they tell you.



4. Put all the words in an open area (like on a wall or on the floor) where everyone can see them. Then try out one or more of these ideas.
 - ★ Choose words to combine into unusual pairs. For example: *monster stars* or *fly flowers*.
 - ★ Choose one word, then see how many of the other words you can use with it. For example: *lost flowers*, *lost monster*, *lost stars*, *lost window*, *lost window flowers*, *lost fly*, etc.
 - ★ Choose 10 words and see how many different sentence combinations you can make with them. (You may need to use other words, like *the*, *and*, *a*, *to*, *but*, *on* to link the words you choose.)
 - ★ Choose words and build poems with them. You'll need to add linking words here too.

Iqapele!

Mantswe a etsa hore re nahane! Dipapadi tse mmalwa ke tsena tsa mantswe tse monate tse potlakileng tseo le ka di bapalang le ba lelapa kapa tlelapong ya ho bala.

O tla hloka: pampiri; dikere; dipene kapa dipentshele; Prestik (ke ya boikgethelo)

Se lokelang ho etswa

1. Lokisetsa ketsahalo ka ho seha pampiri o e etse dikgetjhana tse ka bang 4 cm x 5 cm. Ha ho na taba le haeba ditekanyo di sa nepahala hakaalo. Haeba o ka sebedisa maqephe a pampiri a mebala e fapaneng, ho ka ba molemo ho feta!
2. Nea motho ka mong pakeng tsa dikgetjhana tse 8 ho isa ho tse 10 tsa pampiri le pentshele kapa pene.
3. Jwale kaofela ha lona le lokela ho ngola lentswe le le leng sekgetjhaneng ka seng sa pampiri. Ha le ntse le etsa jwalo:
 - ★ le se ke la nahana haholo ka hore ke mantswe afe ao le lokelang ho a ngola, ngola feela lentswe le tlang kelellong ya hao!
 - ★ le se ke la itshwenya ka ho ngola mopeleto o nepahetseng – o ka nna wa lokiswa ha morao, ha feela o tseba hore lentswe leo le bolelang.
 - ★ thusa bana ba banyenyane ka ho ba ngolla mantswe ao ba o bolellang ona.



4. Bea mantswe ohle sebakeng se bulehileng (jwaloka leboteng kapa fatshe) moo bohle ba ka a bonang. Jwale leka mohopolo o le mong kapa e mmalwa ho ena.
 - ★ Kgetha mantswe a ka kopanngwang ho etsa dipara tse sa tlwaelehang. Ho etsa mohlala: *dinaledi tsa selalome* kapa *dipalesa tsa tshintshi*.
 - ★ Kgetha lentswe le le leng, jwale sheba hore ebe ke mantswe a makae a mang ao o ka a sebedisang le lona. Ho etsa mohlala: *dipalesa tse lahlehileng*, *selalome se lahlehileng*, *dinaledi tse lahlehileng*, *fenstere e lahlehileng*, *dipalesa tsa fenstere e lahlehileng*, *tshintshi e lahlehileng*, ji.
 - ★ Kgetha mantswe a 10 mme o bone hore na o ka etsa metswako e mengata hakae eo o ka e etsang ka ona. (O ka nna wa hloka ho sebedisa mantswe a mang, jwaloka *e*, *le*, *tsa*, *tse*, *mme*, *ho*, *empa*, *ya* ho hokanya mantswe ao o a kgethileng.)
 - ★ Kgetha mantswe mme o etse thotokiso ka ona. O tla hloka ho kenya le mantswe a hokelang mona.

Collect the Na'ibali characters

Cut out and keep all your favourite Na'ibali characters and then use them to create your own pictures, posters, stories or anything else you can think of! You could also cut out this picture of Dintle and add a speech bubble to show what she is "saying" as she "reads" her book!

About Dintle

Age: 9 months old

Lives with: her mother, Mme wa Afrika, and her brother, Afrika

Home languages: she doesn't speak yet, but understands Sesotho and she kicks her feet and gurgles when her mom reads to her!

Books she likes: books about animals and babies

Also likes: listening to Sesotho rhymes that Afrika says to her



Bokella baphetwa ba Na'ibali

Seha o ntshe mme o boloke baphetwa bohle bao o ba ratang ba Na'ibali mme ebe o ba sebedisa ho iketsetsa di'tshwantsho tsa hao, diphoustara, dipale kapa ntho efe feela eo o ka e nahanang! Hape o ka nna wa seha o ntsha di'tshwantsho tsa Dintle mme o kenye pudulwana ya puo ho bontsha seo a se "buang" ha a ntse a "bala" buka ya hae!

Mabapi le Dintle

Dilemo: dikgwedi tse 9

O dula le: mme wa hae, Mme wa Afrika, le kgaitsemi ya hae, Afrika

Puo ya lapeng: ha a so tsebe ho bua, empa o utlwisisa Sesotho mme o raharaha ka maoto a keketehe ha mme a mmalla!

Dibuka tseo a di ratang: dibuka tsa diphoofolo le bana

Hape o rata: ho mamela diraeme tsa Sesotho tseo Afrika a mo etsatsang tsona

Get caught reading!

It is fun to try and catch your children reading – and for them to catch you too! Encourage others to connect or reconnect with reading – whether that means reading a novel, a picture book, a biography, poetry, a blog, their favourite magazine or the sports pages in the newspaper!

Here are some ideas for ways to spread the “reading is fun” message.

- Show others that reading can be done anywhere. Read in a bus, taxi or train. Try reading in different places, like on a bench at the park, in a shopping centre or in the queue at the bank!
- Don't let your children leave home without a book. Encourage them to read everywhere – in the car or on the bus on the way to and from school, on the playground and in their classroom!
- Write a note to your child and put it in their lunchbox, in a school textbook or somewhere else where they will find it during the day. Put this message at the end of your note: “I just caught you reading!”
- Take photos of yourself reading on your own or with others – especially with your children – and post them on Facebook or Instagram with the hashtag #GetCaughtReading.

Fumanwa-o-Bala!

Ho monate ho leka ho kgaoletsa bana ba hao ba bala – le ho bona ho o kgaoletsa o bala le wena! Kgothaletsa ba bang ho hokahana le ho hokahana hape le ho bala – ebang seo se bolela ho bala nobele, buka ya ditshwantsho, bayokerafi, dithotokiso, boloko, makasine eo motho a e ratang kapa maqephe a tsa dipapadi koranteng!

Mehopolo e itseng ke ena bakeng sa ditsela tsa ho hasa molaetsa wa “ho bala ho monate”.

- Bontsha ba bang hore ho bala ho ka etsetswa kae kapa kae. Bala ka beseng, ka tekesing kapa ka tereneng. Leka ho balla dibakeng tse fapaneng, jwaloka setulong sa banka phakeng, setsing sa mabenkele kapa ha o ntse o eme moleng bankeng!
- Se ke wa tlohela hore bana ba hao ba tswe ka tlung ba sa tshwara buka. Ba kgothaletse ho balla hohle – ka koloing kapa ka beseng tseleng e yang le e tswang sekolong, mabaleng a dipapadi le ka tlelaseng!
- Ngolla ngwana hao molaetsanyana mme o o kenye ka hara lebokoso la dijo tsa motsheare, ka hara buka ya sekolo kapa kae kapa kae moo a tlang ho o fumana teng motsheare. Ngola molaetsa ona qetellong ya molaetsanyana wa hao: “Ke o kgaolelitse o bala!”
- Inke difoto o ipalla ka bowena kapa o bala le ba bang – haholoholo mmoho le bana ba hao – mme o di pose ho Facebook kapa Instagram mmoho le hashtag #GetCaughtReading.



WIN! FENYA!




For a chance to win some Book Dash books, write a review of the story, *The very tired lioness* (pages 7 to 10), and email it to team@bookdash.org, or take a photo and tweet us at [@bookdash](https://twitter.com/bookdash). (Your review could be published in a future Nal'ibali Supplement!) Remember to include your full name, age and contact details.

Bakeng sa monyetla wa ho ikgapela dibuka tse itseng tsa Book Dash, ngola tshekatsheko ya pale ena, *Tauhadi e kgathetseng haholo* (leqephe la 7 ho isa ho la 10), mme o e imeilele ho team@bookdash.org, kapa o nke senepe mme o re romelle tweet ho [@bookdash](https://twitter.com/bookdash). (Tshekatsheko ya hao e ka nna ya phatlalatswa nakong e tlang ka hara Tlatsetso ya Nal'ibali!) Hopola ho kenya lebitso la hao ka botlalo, dilemo le dintlha tsa boikopanyo.



Create TWO cut-out-and-keep books

1. Take out pages 5 to 12 of this supplement.
2. The sheet with pages 5, 6, 11 and 12 on it makes up one book. The sheet with pages 7, 8, 9 and 10 on it makes up the other book.
3. Use each of the sheets to make a book. Follow the instructions below to make each book.
 - a) Fold the sheet in half along the black dotted line.
 - b) Fold it in half again along the green dotted line.
 - c) Cut along the red dotted lines.



Iketsetse dibuka tse sehwanng-le-ho-ipolokelwa tse PEDI

1. Ntsha leqephe la 5 ho isa ho la 12 tlatsetsong ena.
2. Leqephehadi le nang le maqephe ana 5, 6, 11 le 12 ho lona le etsa buka e le nngwe. Leqephehadi le nang le maqephe ana 7, 8, 9 le 10 ho lona le etsa buka e nngwe.
3. Sebedisa leqephehadi ka leng ho etsa buka. Latela ditaelo tse ka tlase ho etsa buka ka nngwe.
 - a) Mena leqephehadi ka halofo hodima mola wa matheba a matsho.
 - b) Le mene ka halofo hape hodima mola wa matheba a matala.
 - c) Seha hodima mela ya matheba a mafubedu.




Drive your
imagination

Banele o nahana hore batho ba bangata ba rata mosebetsi wa hae hobane mosebetsi wa hae wa bonono kaofela o mabapi le maikuto ao a bang le ona letsatl le letsatl. Bonono e se le "motsalle" wa hae ya sa mo ahloeng mme kahoo o ntsa se kellelong ya hae le maikudong a hae ka ho phehahala. Ho bua ka maikuto le ho abelana ka ona le ba bang e ka ba ntho e thata ka nako e nngwe ho batho. Jwaloka ho hlajwa ke dihlong hobane o buile ntho e bothoto mothong e mong, kapa ho ikutwa o hloname ha batho ba seba ka wena. Ha batho ba sheba bonono ba Banele, mme ba bala ka bona, ba kgona ho ehlwa: "E, le nna nkile ka ikutwa jwaloi"

Banele thinks many people like his work because his artworks are all about emotions that he feels every day. Art has become a "friend" that doesn't judge him so that he can be completely honest with his thoughts and feelings. Talking about emotions and sharing them with others can sometimes be hard for people. Like feeling embarrassed because you said something silly to someone, or feeling sad when someone gossips about you. When people look at Banele's art, and read about it, they can recognise: "Yes, I have felt that way before!" But Banele was worried that not enough people thought that they could go into galleries because they didn't understand what art was, or how they should behave in a gallery. He was also worried that he was successful while many of his friends were not. So he created a gallery that feels nice and comfortable where anyone can come and see and learn about art. When you go into Banele's gallery you get the same warm and friendly feeling from the space that you get from talking to Banele himself.

A painting by Banele. Setshwants'ho se tskilweng ke Banele.



Empa Banele o ne a ngongoreha hore ha se batho ba bangata ba nahaning hore ba ka ya dikalating hobane ba ne ba sa utlwise hore bonono ke eng, kapa ba sa tsebe hore ba lokela ho itshwara jwang ka hara kalari. Hape o ne a ngongoreha hore o atlehile empa bongata ba metswalle ya hae e sa atleha. Kahoo, a etsa kalari e ntle le e kgathollang moo mang kapa mang a ka tlang ho tla sheba le ho ithuta ka bonono. Ha o ya kalaring ya Banele o fumana maikuto a mofuthu a tshwanang feela le ha o bua le Banele ka boyena.

EXPLORE!

AWESOME SOUTH AFRICAN ARTISTS

SIBOLLA! DINONO TSA AFRIKA BORWA TSE BABATSEHANG

COBI LABUSCAGNE
LAUREN MULLIGAN

This is a specially adapted version of *Explore! Awesome South African artists*, published by Jacana Media. The original book shares the stories of 44 of South Africa's finest living contemporary artists, as well as examples of their art. It is written for children between the ages of 9 and 15 and is available in bookstores and online from www.jacana.co.za.

Ena ke kgatiso e entsweng ka ho kgetheha ya *Explore! Awesome South African artists*, e phatlaladitswe ke Jacana Media. Buka ya sethatho e abelana ka dipale tse 44 tsa dinono tsa Afrika Borwa tse phelang matsatsing a kajeno, esitana le mehlala ya bonono ba bona. E ngoletswa bana ba pakeng tsa dilemo tse 9 le tse 15 mme e fumaneha mabenkeleng a dibuka le inthaneteng ho www.jacana.co.za.

© Jacana Media (World rights) Tel: 011 628 3200



We publish what we like

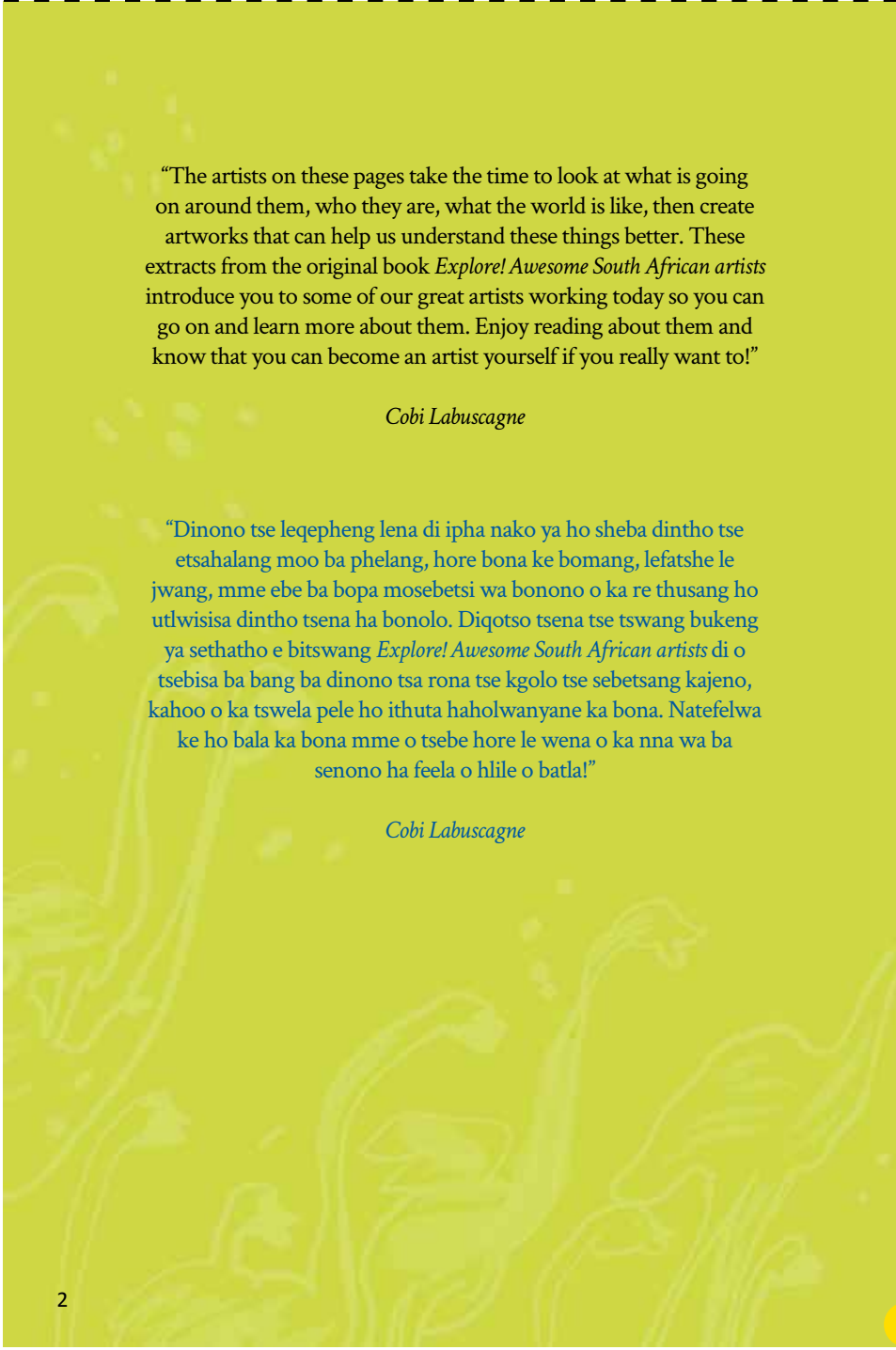
Nal'ibali is a national reading-for-enjoyment campaign to spark and embed a culture of reading across South Africa. For more information, visit www.nalibali.org or www.nalibali.mobi



Nal'ibali ke letsholo la naha la ho-balla-boithabiso bakeng sa ho tsoseletsa le ho jala tlwaelo ya ho bala Afrika Borwa ka bophara. Bakeng sa tlhahisoleseding e nngwe, etela www.nalibali.org kapa www.nalibali.mobi



Drive your imagination



“The artists on these pages take the time to look at what is going on around them, who they are, what the world is like, then create artworks that can help us understand these things better. These extracts from the original book *Explore! Awesome South African artists* introduce you to some of our great artists working today so you can go on and learn more about them. Enjoy reading about them and know that you can become an artist yourself if you really want to!”

Cobi Labuscagne

“Dinono tse leqepheng lena di ipha nako ya ho sheba dintho tse etsahalang moo ba phelang, hore bona ke bomang, lefatshe le jwang, mme ebe ba bopa mosebetsi wa bonono o ka re thusang ho utlwisisa dintho tsena ha bonolo. Diqotso tsena tse tswang bukeng ya sethatho e bitswang *Explore! Awesome South African artists* di o tsebisa ba bang ba dinono tsa rona tse kgolo tse sebetsang kajeno, kahoo o ka tswela pele ho ithuta haholwanyane ka bona. Natefelwa ke ho bala ka bona mme o tsebe hore le wena o ka nna wa ba senono ha feela o hlile o batla!”

Cobi Labuscagne

Empa Banele o ne a ena le toro, mme kahoo a leba Pretoria moo a ileng a ithutela ho ba senono. Ha ho ka ha mo nka nako e telele pele a eba senono se atlehileng. Estana leha a ne a sa le moithuti, Banele o ne a ena le balatedi ba bangata ho media wa phedisano mme ke kamoo a ileng a qala ho fumana batho ba mo utlwisisang mme e bile ba ikutlwa ka tsela e tshwanang le ya hae. O ile a qala ho rekisa mosebetsi wa hae ho metswalle ya hae le ditso tsa basebetsi sekolong. Motsotso o bohlokwa ka ho fetisisa e bile wa ha a ne a hlola ditlholisano tse pedi tse kgolo tsa bonono. O ne a lekile ka dilemo tse tharo ho hlola empa ho se moo a fellang teng. Kwana sena ha se a ka sa mo kgathatsa hakaalo, hobane o ne a bona eo e le tsela ya ho bontsha batho mosebetsi wa hae. Qetellong o ile a hlola mme a fumana monyetla wa ho ya sebetsa toropong e kgolo ya Paris ka dikgwedi tse tharo. Ho phela le ho sebetsa jwaloka senono mane Paris e ne e le toro e kgolo ya Banele bakeng sa bokamoso ba hae mme o ile a fihlela sena ha a ne a le dilemo tse 23 feela!

But Banele had a dream, and so he moved to Pretoria to study to become an artist. It didn't take very long before he was quite a successful artist. Even when he was still a student, Banele had lots of followers on social media and that was how he started to find people who understood him and had the same feelings that he did. He started selling his work to close friends and staff members at school. The most important moment was when he won two big art competitions. He tried for three years to win without getting anywhere. This did not bother him too much though, because he saw it as a way to get more people to see his work. Eventually he won and he got the opportunity to work in the big city of Paris for three months. Living and working as an artist in Paris was Banele's biggest dream for his future and he achieved this when he was only 23 years old!

NKULE MABASO

The title of his first solo exhibition in an American museum shows that sometimes Kemang is still surprised by everything that has happened to him in the art world. For this exhibition he made one work where he illustrated notes from a song by South African jazz musician, Feya Faku, out of hair. The song speaks about the life of South African activist, Steve Biko. The hair reminds you of the way people in South Africa were classified into different races because of how their hair looked. He called the exhibition, “In All My Wildest Dreams”. Kemang feels that art has a political job to do. And while people might say art can't change the world, he thinks it can change individuals, both those who make it and those who engage with it.

Sehlooho sa pontsho ya hae ya pele a le mong musiamong wa Amerika se bontsha hore ka nako e nngwe Kemang o ntse a makatswa ke ntho tsohle tse mo etshahallang lefatsheng la bonono. Bakeng sa pontsho ena o ile a etsa mosebetsi o le mong moo a sebedisitseng moriri ho tshwantsha dinoto tse tswang pineng ya sebini sa jeze sa Afrika Borwa, Feya Faku. Pina ena e bua ka bophelo ba molwanedi wa rona wa Afrika Borwa, Steve Biko. Moriri o o hopotsa tsela eo ka yona batho ba Afrika Borwa ba neng ba arotswe ho ya ka merabe e fapaneng ho ya kamoo meriri ya bona e neng e shebeha. O ile a bitsa pontsho eo, “Ditorong tsa ka Tsohle tse Makatsang” (“In All My Wildest Dreams”). Kemang o nahana hore bonono bo na le mosebetsi wa dipolotiki oo bo lokelang ho o etsa. Mme leha batho ba ka re bonono bo keke ba fetola lefatshe, o nahana hore bo ka fetola bophelo ba batho ka bomong, bobedi ba bo etsang le ba sebetsang ka bona.

It is strange to think that Nkule Mabaso at first struggled with schoolwork. They realised later that it was because she was left-handed and was being forced to do everything with her right hand. Nkule grew up in KwaZulu-Natal as one of seven children. Her parents were both teachers. At one point her mother had to travel many hours every day to teach at a school far away. That meant that Nkule spent time in aftercare and in extramurals, which was the perfect opportunity for her to draw and paint. For a long time before she decided on art, Nkule thought she would be a fashion designer. She liked that it was a type of art that people could wear and other people could see. Her father wanted her to be an engineer to make sure that she had many options in life. So there was a bit of a fight when Nkule insisted on art or nothing. In the end she got to go to art school. Nkule was dissatisfied at art school. She felt that there was too much focus on only making art, so she took on lots of other subjects too. Nkule was used to doing more than she had to because in matric she took ten subjects rather than the usual six!

Ke ntho e makatsang ho nahana hore Nkule Mabaso o qadile a hula ka thata mosebetsing wa sekolo. Ba ile ba ehlwa e se e le morao hore ke ka lebaka la hore a ne a le leqele mme a ne a qobellwa ho etsa dintho tsohle ka letsoho le letona. Nkule o ile a holela KwaZulu-Natal e le e mong wa bana ba supileng. Batswadi ba hae ka bobedi e ne e le matjhihere. Ka nako e nngwe mme wa hae o ile a damelha ho tsmaya dihora tse ngata letsatsi le leng le le leng ho ya ruta sekolong se hole haholo. Seo se ne se bolela hore Nkule o ne a qeta nako a le tlhokomelong ya kamora sekolo le diketsahalong tsa kamora sekolo, e leng monyetla o motle haholo wa hore a take le ho penta. Ka nako e telele pele a etsa qeto ya bonono, Nkule o ne a nahana hore e tla ba moetsi wa feshene. O ne a e rata hobane oo e ne e le motlwa wa bonono oo batho ba ka kgonang ho bo apara mme batho ba bang ba bo bona. Ntate wa hae o ne a batla hore e be moenjenerere ho etsa bonnete ba hore o na le dikgetho tse ngata bophelong. Kahoo ho ile ha ba le ntwanzana ha Nkule a tsidallela hore o batla bonono kapla letho. Qetellong o ile a kgona ho ya sekolong sa bonono. Nkule o ne a sa kgotsototala sekolong sa bonono. O ne a ikutlwa eka ho ne ho tsepamiswa maikutl'o haholo ho ho etsa bonono feela, kahoo a nka ditluto tse ding tse ngata. Nkule o ne a dwae tse ho etsa dintho tse fetang tseo a lokelang ho di etsa hobane ha a le materiki o ile a nka ditluto tse leshome ho ena le tse dwaelehileng tse tsheletseng!

Yaba tauhadi e phahama butle mme ya
latela letsatsi.



So the lioness slowly got up and followed
the sun.

Ha tauhadi e bula mahlo hape, letsatsi le ne
le ntse le sefateeng.
“Nako e a re siya,” ha rialo letsatsi. “Ntatele.”



When the lioness opened her eyes again, the
sun was still in the tree.
“It’s getting late,” said the sun. “Follow me.”

The very tired lioness Tauhadi e kgathetseng haholo



Imile Wepener
Maren Bodenstein
Nathan McKay



Lots more free books at bookdash.org

Nal'ibali is a national reading-for-enjoyment
campaign to spark and embed a culture of reading
across South Africa. For more information, visit
www.nalibali.org or www.nalibali.mobi



Nal'ibali ke letsholo la naha la ho-balla-
boithabiso bakeng sa ho tsoseletsa le ho jala
tlwaelo ya ho bala Afrika Borwa ka bophara.
Bakeng sa tlhahisoleseding e nngwe, etela
www.nalibali.org kapa www.nalibali.mobi



Drive your
imagination


One day the lioness woke up with a strange feeling that something was watching her. When she looked up, she saw a boiling, rolling creature in the tree. “Who are you?” asked the lioness. “I am the sun. I have come to fetch you,” answered the creature. “Go away,” grumbled the lioness. “I want to sleep.”

Ka tsatsi le leng tauhadi a tsoha a ikutlwa ka tsela e makatsang ekare ho na le ho mo shebileng. Yare ha a sheba hodimo, a bona sebopuwa se belang, se tswadlang sefateng.

“O mang?” ha botsa tauhadi. “Ke nna letsatsi. Ke tle ho o lata,” ha araba sebopuwa seo.

“Tsamaya,” ha omana tauhadi. “Ke batla ho robala.”

There was once a very old and very tired lioness. She was so tired that she slept all day ... and all night.



Ho kile ha eba le tauhadi e tsofetseng haholo, e kgathetseng haholo. E ne e kgathetse hoo e ileng ya robala letsheare lohle ... le bosiu bohle.



But at night, when the sun is asleep, she looks down at the beautiful world she left behind.



Empa bosiu, ha letsatsi le kgalehile, o sheba tlase lefatsheng le letle leo a le siileng morao.

“Happy hunting,” called her sisters and daughters after her.
“See you! See you!” chirped the bird.
But the lioness didn’t hear anything as she climbed higher and higher and higher into the sky.
“O tsome ha monate,” ha hoeletsa bana babo le baradi ba hae ha a tsamaya.
“Re tla o bonal! Re tla o bonal!” ha tswibila nonyana.
Empa tauhadi ha e a ka ya utlwa letho ha e ntse e nyolohela hodimo ho ya marung.



And so the lioness came to live with the sun. All day she lays lazily in its warmth.



Yaba he tauhadi o qetella a dula le letsatsi.
Letsheare lohle o dula a bothile ka botswa mofuthung wa lona.

“Come and hunt with us,” said her sisters and daughters.
But the lioness was too tired.



“Tloho o tlo tsoma le rona,” ha rialo bana babo yona le baradi ba yona.
Empa tauhadi eo e ne e kgathetse haholo.



“What’s wrong with her?” asked the young impalas.


“Don’t go too close,” warned their mothers. “She might eat you.”

But the lioness just flicked her ears to chase away the flies.

“Molato ke eng ka yena?” ha botsa ditshephe tse nyane.

“Le se ke la atamela haholo,” mme wa tsona a di eletsa. “A ka tloha a le ja.”

Empa tauhadi ya otlanya ditsebe tsa yona feela ho pheula dintsintsi.




“Phew, it is far,” said the lioness.

“Not too far to go now,” said the sun.

“You can rest when we get there.”



“Ha re sa le hole haholo jwale,” ha rialo letsatsi. “O tla phomola ha re fihla teng.”



Nkulé Mbabaso

After matric Kemang enrolled at the Community Arts Project in Cape Town to study theatre. Although he enjoyed it, he slowly became more fascinated with visual arts and he wanted to learn more about it.

Just as in theatre, Kemang’s work has props that help us to read the story that he is telling through his art. He has made video works, installations and even compiled a whole jazz album for one of his exhibitions. Sometimes he incorporates drawings and sometimes he performs himself. He has made many works that use old school desks to create different objects. Through these desks, he speaks about education in our history and our present.



An illustration of “My apologies to time” by Kemang. The original artwork is made from real objects.

Tshwantshiso ya “Kopo ya ka ya tshwarelo ho nako” (“My apologies to time”) ka Kemang. Mosebetsi wa bonono wa sethatho o entswe ka dintho tsa nnete.

Kamora materiki Kemang a ingodisetsa Projeke ya Bonono ya Setjhaba (Community Arts Project) mane Cape Town ho ya ithuta tsa kalana. Leha e ne e mo natefela, o ile a qalella ho kgahlwa haholo ke bonono ba tse bohuwang mme a batla ho ithuta haholwanyane ka bona.

Jwalo feela ka tsa kalaneng, mosebetsi wa Kemang o na le disebediswa (dipropo) tse re thusang ho bala pale eo a re phetelang yona ka bonono ba hae. O se a entse mesebetsi ya divideo, ho hloma bonono ba hae dibakeng, mme o bile o bokeleditse alebamo e felletseng ya jeze bakeng sa dipontsho tsa hae. Ka nako tse ding o kgobokanya metako mme nako tse ding o bapala ditshwantshiso ka boyena. O entse mesebetsi e mengata e sebedisang dideske tsa sekolo tsa kgale ho etsa dintho tse fapaneng. Ka tsebediso ya dideske tsena, o bua ka thuto nalaneng ya rona le matsatsing a kajeno.

Ka hobane e ne e le ngwana ya bohale, Banele Khoza o ile a boletlwa hore o tlamehile ho ba ngaka. Mooo a holetseng teng, ho ba ngaka e ne e le ntho e maemong a hodimo ka ho fetisisa eo batho ba e tsebang. O ne a tshaba hore ha a ne a ka ba yena feela, a ka nna a swabisa batswadi ba hae le batho ba bang ba eSwatini.

Because he was a clever child, Banele Khoza was told that he had to become a doctor. Where he grew up, becoming a doctor was the most prestigious thing that people could imagine. He was scared that if he was just himself, he might disappoint his parents and others in eSwatini.



Banele Khoza

BANELE KHOZA

BUHLEBEZWE SIWANI

Sometimes something happens in your life that makes you see the world in a new way. Something like this happened to Buhlebezwe Siwani when she was still at university. She realised that she had “the calling” to become a sangoma. A sangoma is a spiritual person and traditional healer.

Ka nako tse ding ho etsahala ntho bophelong ba hao e etsang hore o bone lefatshe ka tsela e ntjha. Ntho e kang ena e ile ya etsahalla Buhlebezwe Siwani ha a ne a sa ntse a le yunivesiting. O ile a elellwa hore o na le “pitso” ya ho ba sangoma. Sangoma ke motho wa moya le ngaka ya setso.



Buhlebezwe Siwani

Buhlebezwe hahloholo o etsa bonono ba ditshwantshiso, e leng mofuta wa bonono moo o sebedisang mmele wa hao kapa ya batho ba bang sebakeng seo ho sona batho ba shebellang. Hape o se a entse mesebetsi e mengata ya bonono ka mofuta wa sesepa se tswang Eastern Cape seo ba lelapa labo ba neng ba se sebedisa bakeng sa ho hlatswa dintlo tsohle ho tloha ka dipaparo, merini, ho isa ho dijana. O ile a betla sebopeloho sa boyena ba hae ka sesepa sena, mme a bopa sesepa sena ho ba sebopeloho sa sejana seo ba neng ba se sebedisa ho ithatswa. Mosebetsi ona wa bonono o ile wa bontshwa mane Parts jwaloka karolo ya mekete ya dinono tsa sejwalejwale tsa Afrika Borwa. Kamora ho amohela pitsa ya hae, Buhlebezwe o ile a qala ho sheba bonono ba hae jwaloka karolo ya bophelo ba hae ba semoya. O nahana hore batho ba arabela ho mosebetsi wa hae hobane o bolela dinnete feela.



An illustration of Buhlebezwe's artwork. Seishwantsho sa mosebetsi wa bonono wa Buhlebezwe.

Buhlebezwe mostly does performance art, which is a form of art where you use your own or other people's bodies in a space and an audience watches it. She has also made many artworks with a kind of soap from the Eastern Cape that her family used for washing everything from clothes, to hair, to dishes. She carved a figure of herself out of this soap, and moulded the soap into the shape of the dish that they used to wash themselves. This artwork was shown in Paris as part of a celebration of South African contemporary artists. After receiving her calling, Buhlebezwe started seeing her art as part of her spirituality. She thinks that people respond to her work because it is very honest.

Before this moment, Buhlebezwe had been studying art. Growing up she wanted to be a pilot. She noticed that the pilots' voices that spoke over the intercom were mostly male. She thought she could do that job, but art won her ambitions. When it came time to study, she received a scholarship for law and engineering, but she wanted to study art instead. Buhlebezwe grew up spending half her time with her mother in Soweto and half with her father in the Eastern Cape. Her great-grandmother was jailed at Constitution Hill in Johannesburg for marching for women's rights. So Buhlebezwe grew up very aware of the political situation in South Africa. She can even remember her grandmother playing pretend voting with her where she had to draw her own ballots. That might be where she developed the strong impression that artists have an important job to do. Art should help people heal from the difficult situations that life has brought them.

Pele ho nako ena, Buhlebezwe o ne a ntse a ithuta bonono. Ha a ntse a hola o ne a batla ho ba mofofisi wa difofane. O ile a eellwa hore mantswe a bafofisi a buang ka inthakhomo hangata ke a banna. O ile a nahana hore le yena a ka etsa mosebetsi oo, empa bonono bo ile ba hapa thahasello ya hae. Ha ho fihla nako ya ho ithuta, o ile a fumana tshehetso ya ditjhelete bakeng sa tsa molao le boenjenere, empa o ne a batla ho ithuta bonono ho ena le tseo. Buhlebezwe o ile a hola a qeta halofo ya nako ya hae le mmae mane Soweto mme halofo e nngwe le ntatae mane Eastern Cape. Nkgono wa nkgono wa hae o ne a kile a kwallwa tjhankaneng mane Constitution Hill Johannesburg ka lebaka la ho hwanta le basadi bakeng sa ditokelo tsa basadi. Kahoo Buhlebezwe o hodile a eellwa hantle maemo a dipolotiki a Afrika Borwa. O kgonla le ho hopola nkgono wa hae a bapala le yena a iketsa eka o a vouta moo a neng a iketseditse dibaloto tsa hae. E ka nna yaba ke moo a ileng a ba le kutlwisiso e matla ya hore dinono ke batho ba nang le mosebetsi wa bohlokwa oo ba lokelang ho o etsa. Bonono bo lokela ho thusa batho ho pholoha maamong a boima ao bophelo bo ba tletsang ona.

Kamora sekolo sa bonono, Nkule o ile a ya Switzerland ho ya ithuta khureishene. Khureita o bea dipontsho tsa bonono mmoho mme o etsa geto hore ke mosebetsi ofe wa bonono o ka sebediswang le hore o lokela ho bontshwa jwang. Ka tsela ena, ke mosebetsi wa khureita ho kopanya babohi le mosebetsi wa bonono mmoho. Ka tsatsi le leng, Nkule le motswalle wa hae Nomusa Makhubu ba etsa geto ya ho kenela rihodisano ya ho ba khureita ya e nngwe ya dipontsho tse kgolohadi tsa mafhaba e neng e tshwarelwa Italy kamora Italy tse ding le tse ding tse pedi. Ketsahalo ena ke "Venice Biennale". Ba ne ba sa kgolwe ha kenelo ya bona e hapa moputso mme ba ya ho ba dikhureita bakeng sa dipontsho tsa bo58 tsa Venice Biennale Pavilion ya Afrika Borwa. Ena ke doto e kgolo le ho phahamiswa ha mosebetsi wa khureita efe kapa efe. Ba ile ba sebedisa monyela ona ho bontsha bonono bo lekang ho pheta dinalanane tsa naha ya rona tse ileng tsa siuwa morao nakong ya pele. Ba ile ba e bita "Re tswela pele ho Matlala" ("The Stronger We Become"). Dinono tseo ba ileng ba kgetha ho sebetisa le tsona, Tracey Rose, Mawande Ka Zenzile le Dineo Seshree Bopape, kaofela ba sheba morao moo re tswang ele hore ba utlwisise moo re leng. Nkule o re, "O keke wa tseba moha o tla hlola, kahoo o tshwanetse hore o be sebetse. Tlhodisano e nngwe le e nngwe kapa kopu ya tshetheho ya ditjhelete ke teko, mme kgethong lena re fumane 10 hodima 10!"

After art school, Nkule went to Switzerland to study curation. A curator puts exhibitions together and decides which art works to use and how they should be displayed. In this way, it is the curator's job to bring the audience and the artwork closer together. One day, Nkule and her friend Nomusa Makhubu decided to enter a competition to be the curators of one of the biggest international exhibitions that happens in Italy every two years. This event is the "Venice Biennale". They could not believe it when their entry won and they became the curators for the 58th Venice Biennale's South African Pavilion. This is a very big honour and the highlight of many curators' careers. They used this opportunity to show art that tries to tell the histories of our country and that had been left out before. They called it "The Stronger We Become". The artists they chose to work with, Tracey Rose, Mawande Ka Zenzile and Dineo Seshree Bopape, all look back at where we come from in order to better understand our present. Nkule says, "You never know if you might win, so you have to be brave. Every competition or funding application is a test, and this time we got 10 out of 10!"

KEMANG WA LEHULERE



Kemang wa Lehulere

A life in theatre is what you would have predicted for Kemang wa Lehulere if you had watched him as a child. From a young age he was completely swept up by the magic of directing, props, lighting, sound and acting. Kemang took acting classes, had a casting agent and even tried to create a theatre group with his classmates, although no one except Kemang and his teacher showed up. Kemang was a politically aware child and in his house the evening news was not just watched, it was also discussed among the family members.

Bophelo ba kalaneng ke seo o neng o tla se noha bakeng sa Kemang wa Lehulere haeba o ne o ile wa mmona ha a ne e sa le ngwana. Ho tloha bonyaneng ba hae haesale a hohetswe ke meijiki wa ho bontsha, (dipropo) disebediswa tsa kalaneng, mabone, medumo le ho tshwantshisa. Kemang o ile a kena ditlase tsa ho bapala ditshwantshiso, a ba le eijente e kgethang batho bakeng sa ditshwantshiso tsa kalaneng mme a ba a leka ho ipopela sehlopha sa kalaneng mmoho le bomphato ba hae, le hoja ho sa ka ha tla le a mong haese feela Kemang le titjhere ya hae. Kemang e ne le ngwana ya utlwisang dipolotiki mme habo ditaba tsa mantsiboya di ne di sa shebellwe feela, ho ne ho bile ho buisanwa ka tsona ke ba lelapa.

Get story active!

Here are some activities for you to try. They are based on all the stories in this edition of the Nal'ibali Supplement: *Explore! Awesome South African artists* (pages 5, 6, 11 and 12), *The very tired lioness* (pages 7 to 10) and *Temo and the plant thieves* (page 14).



Eba mahlahlaha ka pale!

Diketsahalo tse itseng ke tsena tseo o ka di lekang. Di theilwe hodima dipale tsohle tse kgatisong ena ya Tlatsetso ya Nal'ibali: *Sibolla! Dinono tsa Afrika Borwa tse babatsehang* (maqephe 5, 6, 11 le 12), *Tauhadi e kgathetseng haholo* (leqephe la 7 ho isa ho la 10) le *Temo le mashodu a dijalo* (leqephe la 15).

Explore! Awesome South African artists

- ★ Write down five things that you found interesting or that surprised you about the artists' stories.
- ★ Use recycled materials (like cardboard boxes, fabric scraps, egg cartons, pictures from magazines and cardboard toilet rolls) and/or natural materials (like twigs, sand and leaves) to create a sculpture (an object) or a collage (a picture made of different materials) about yourself. Think about the things that make you unique, things that interest you and things you like to do.

Sibolla! Dinono tsa Afrika Borwa tse babatsehang

- ★ Ngola dintho tse hlano tseo o bonang di kgahla kapa tse o makaditseng mabapi le dipale tsa dinono.
- ★ Sebedisa dintho tse resaekelwang (jwaloka mabokoso a khateboto, dikgetjhana tsa masela, diitshelo tsa mahe, diitshwantsho tsa dimakasineng le dirolo tsa pampiri ya ntlwana) le/kapa dintho tsa tlhaho (jwaloka makala, santa le mahlaku) ho bopa seemahale (ntho) kapa kholaje (setshwantsho se entsweng ka disebediswa tse fapaneng) mabapi le wena. Nahana ka dintho tse etsang hore o ikgethe, dintho tse o kgahlang le dintho tseo o ratang ho di etsa.

The very tired lioness

- ★ What could the lioness be thinking as she looks down at the beautiful world that she left behind? Write her thoughts in the big cloud.
- ★ How do you think she feels? Write a "feeling" word in each of the small clouds.

Tauhadi e kgathetseng haholo

- ★ Ebe tauhadi o nahana eng ha a sheba tlase a bona lefatshe le letle leo a le siileng morao? Ngola dintho tseo a di nahanneng ka hara leru le lehlo.
- ★ O nahana hore o ikutlwa jwang? Ngola lentswe la "maikutlo" lerung ka leng la a manyane.

Temo and the plant thieves

- ★ Make "Wanted" posters for the goats, cows and birds. Start by writing down all the words you can think of that describe each animal. Write "Wanted" at the top of three separate A4 sheets of paper. On each sheet, draw a picture of one of the animals, and then use the words you thought of to write a short description of the animal so that people will easily be able to recognise it.
- ★ What is the most unusual plant you can think of growing? How could it be used?



Temo le mashodu a dijalo

- ★ Etsa diphoustara tsa "Tse Batlwang" bakeng sa dipodi, dikgomo le dinonyana. Qala ka ho ngola mantswe ohle ao o ka a nahanang a hlalasang phoofolo ka nngwe. Ngola "E a Batlwa" hodimo maqepheng a pampiri a A4 a arohaneng. Leqepheng ka leng, taka setshwantsho sa e nngwe ya diphoofolo, mme ebe o sebedisa mantswe ao o a nahanneng ho ngola tlhaloso e kgutshwane ya phoofolo ele hore batho ba tle ba kgone ho e ellelwa ha bonolo.
- ★ Ke sejalo sefe se sa tlwaelehang haholo seo o ka nahanang ho se jala? Se ka sebedisetswa eng?

I'd love to grow a plant that has books on it instead of leaves, then I could pick a new book to read any time.



Nka rata ho lema sejalo se nang le dibuka ho sona ho ena le mahlaku, mme nka kgona ho kga buka e ntjha ho bala nako efe kapa efe.

I'd love to grow a plant with purple leaves and purple bubblegum on it. Purple is my favourite colour and I love bubblegum, so I'd always have two of my favourite things nearby!



Nka rata ho lema sejalo se nang le mahlaku a perese le babolekamo e perese ho sona. Perese ke mmala oo ke o ratang ho feta mme ke rata babolekamo, kahoo nka dula ke ena le dintho tse pedi haufi tseo ke di ratang ka ho fetisisa!



Drive your imagination



Temo and the plant thieves

By Kgosi Kgosi ■ Illustrations by Magriet Brink and Leo Daly



Temo was a clever young girl who lived in the village of Qunu. She loved going to school and learning new things.

One day at school, her class learnt about planting and growing vegetables. Temo was so fascinated by this idea that she could not wait to get home to tell her parents about it.

BRRRRING! The last school bell of the day rang and all the children rushed out of their classrooms to make their way home.

When Temo arrived home, her mother and father were in the kitchen having tea.

"Hello, Mama. Hello, Papa," she said as she walked into the kitchen.

"Hello, Temo," answered her parents.

"How was your day at school today?" asked her mother.

"It was good! I learnt something very interesting," replied Temo excitedly while making her way to her bedroom.

Temo's parents wondered what their daughter was talking about, but before they could ask her to explain, she had disappeared.

In her bedroom, Temo took off her school uniform and put on her other clothes. But these were not her everyday other clothes. She put on her overalls, gumboots and a hat.

Temo walked back into the kitchen. "Ta-da! Mama and Papa, look!" she said.

Her parents were very surprised. Temo never wanted to do any chores at home, so why was she suddenly dressed in work clothes?

"Why are you dressed like that, Temo?" her father asked.

"Because I want to start growing my own vegetables, Papa," she said excitedly.

"So, you want to have your own garden here at home?" her mother asked.

"Yes, Mama," Temo replied.

Temo's parents looked at each other and wondered how Temo would manage to take care of a garden when she complained about chores as simple as making them tea. But they decided to have faith in her anyway.

So Temo and her father went outside and chose a piece of land in their yard where Temo could start her garden. Then Temo's father went inside to change into his overalls.

First, Temo and her father used a garden fork to break up the ground they had chosen. This helped make the soil soft for planting seeds. It also helped loosen unwanted weeds and stones under the soil. Next, they raked all the unwanted weeds and stones from the soil. Temo and her father put all the weeds into big black plastic bags and threw them into the dustbin.

The next day when Temo came back from school, she quickly changed out of her school uniform and went into her garden with her father. Her father had bought some seeds for them to plant. So, they planted and planted! They planted spinach, carrot, tomato and bean seeds. Then Temo watered the soil to help the seeds grow. Every day after that Temo was excited to come home from school and water her garden.



But there was a little problem: while no one was looking, the animals were starting to eat Temo's vegetable plants!

One day, when she came home from school, Temo found the goats feeding in her garden. She chased them away and ran into the house.

"Mama! Papa! The goats are eating my vegetable plants. Why didn't you watch out for them?" she said, crying.

"Sorry, Temo," apologised her father. "Mama and I were taking a nap. Let's go outside and see what we can do."

So they went into the garden. What a mess the goats had made! But at least only a small part of the garden had been damaged.

"Let's build a fence around the garden, Papa," Temo suggested.

"That's a good idea!" Papa replied.

So Temo and her father built a fence around the garden so the goats could no longer get in.

The next day when she came home from school, Temo found the cows eating her plants. The cows had been clever enough to open the garden gate with their horns!

Temo tried to chase the cows away, but it only took one cow with large, sharp horns to look at her and she was terrified! The cows looked so big! So she ran into the house.

"Mama! Papa! This time the cows are eating my vegetable plants," she said.

Temo and her father went outside and found the cows grazing in Temo's garden. Her father chased them away.

"Papa, why don't we lock the gate with a padlock?" Temo suggested. "That way the cows won't be able to open the gate again."

Her father thought that was a good idea so they went and bought a padlock and they locked the gate.

The next day when Temo came back from school, she found not the goats, not the cows, but the birds eating the plants in her garden! She chased them away and ran to tell her parents.

"Mama! Papa! Now the birds are eating my vegetable plants," she cried.


Temo's father went outside with her to see what the problem was.

"I don't know what to do now, Temo," said her father scratching his head as he thought hard.

"I know what we can do," said Temo quickly. "We can put a net over the garden, then the birds won't be able to get to the plants."

And Temo was right! She never had to worry about any animals eating the plants in her garden again. No goats could get in, no cows could get in and no birds could get in either.

The plants in her garden grew and grew, and soon the vegetables were ready for picking! Temo's mother cooked a tasty soup of beans, carrots, spinach and tomatoes and they all enjoyed a meal that had come from Temo's garden.



Drive your
imagination



Temo le mashodu a dijalo

Ka Kgosi Kgosi ■ Ditshwantsho ka Magriet Brink le Leo Daly



Temo e ne e le ngwananyana ya bohlale ya neng a dula motseng wa Qunu. O ne a rata ho ya sekolong le ho ithuta dintho tse ntjha.

Ka tsatsi le leng sekolong, tlelaseng ya hae ba ile ba ithuta ka ho jala le ho hlokomela meroho. Temo o ile a thabiswa ke mohopolo ona hoo a neng a tatetse ho ya lapeng ho ya bolella batswadi ba hae ka ona.

KETE-KETE-KETE! Tshepe ya ho qetela ya sekolo ya lla mme bana bohle ba mathela ka ntle ho diphaposi tsa bona mme ba kena tseleng e yang malapeng a bona.

Ha Temo a fihla lapeng, mme wa hae le ntate wa hae ba ne ba dutse ka kijhineng ba nwa teye.

"Dumela, Mme, Dumela, Ntate," a rialo ha a kena ka kijhineng.

"Dumela, Temo," ha araba batswadi ba hae.

"Letsatsi la hao le ne le le jwang kajeno sekolong?" ha botsa mmae.

"Le ne le le monate! Ke ithutile ntho e kgahlisang ruri," Temo a araba ka nyakallo a fetela ka phaposing ya hae ya ho robala.

Batswadi ba Temo ba makala hore jwale ebe moradi wa bona o bua ka eng, empa yare le pele ba ka mo kopa hore a hlalose, a be a se a nyametse.

Ka phaposing ya hae ya ho robala, Temo a hlobola diaparo tsa hae tsa sekolo mme a apara tse ding. Empa tsena e ne e se diaparo tsa hae tse tlwaelehileng. A apara dioforolo, a rwala dikgohlopo le katiba.

Temo a ya ka kijhineng hape. "Ta-da! Mme le Ntate, shebang!" a rialo.

Batswadi ba hae ba ne ba maketse haholo. Temo o ne a sa rate ho etsa mesebetsi efe kapa efe ya lelapa, kahoo, ke hobaneng jwale a ne a apere diaparo tsa ho sebetsa?

"Hobaneng o apere jwalo, Temo?" ntatae a mmotsa.

"Hobane ke batla ho qala ho itjalla meroho ya ka, Ntate," a rialo a thabile.

"O bolela hore o batla ho ba le seratswana sa hao hona lapeng moo?" ha botsa mmae.

"Eya, Mme," Temo a araba.

Batswadi ba Temo ba shebana mme ba ipotsa hore ebe Temo o tla kgona jwang ho hlokomela serapa sa meroho empa a dula a tleleba ka ho etsa mesebetsi ya lelapa e bobebe jwaloka ho ba etsa teye feela. Leha ho jwalo ba etsa qeto ya hore ba mo tshepe.

Yaba Temo le ntatae ba tswela ka ntle ho ya kgetha sebaka se itseng ka hara tshimo moo Temo a neng a tla qala seratswana sa hae teng. Jwale ntate wa Temo a kena ka tlung ho ya apara dioforolo tsa hae le yena.

Pele, Temo le ntatae ba sebedisa fereko ya ho lema ho phethola mobu oo ba o kgethileng. Sena se ile sa ba thusa ho thapisa mobu oo bakeng sa ho jala peo. Hape ho ile ha thusa ho lokolla lehola le sa batleheng le majwe a ka tlasa mobu. Kamora moo, ba haraka kaofela lehola le sa batleheng le majwe a tswang mobung. Temo le ntatae ba kenya lehola lohle ka hara mekotla ya polasetiki e meholo, e metsho mme ba e lahlela ka hara meqomo ya matlakala.

Ka letsatsi le hlhlamang ha Temo a kgutla sekolong, a phakisa ho hlobola diaparo tsa sekolo mme a ya tshimong le ntatae. Ntatae o ne a rekile dipeo tse itseng hore ba tlo di jala. Yaba ba qalella ho lema le ho jala! Ba jala sepinatijhe, dihwete, tamati le dinawa. Yaba Temo o nosetsa mobu oo ho thusa hore peo e mele. Letsatsi le leng le le leng kamora moo Temo o ne a dula a thabetse ho tla hae ha sekolo se etswa ho tla nosetsa seratswana sa hae.



Empa ho ne ho ena le bothatanyana bo le bong: ha ho ne ho se motho ya shebileng, diphoofolo di ne di qala ho ja meroho ya Temo eo a e jetseng!

Ka tsatsi le leng, ha a fihla hae ho tswa sekolong, Temo a fumana dipodi di ntse di fula tshingwaneng ya hae. A di lelekisa, tsa baleha mme a mathela ka tlung.

"Mme! Ntate! Dipodi di ja meroho ya ka eo ke e jetseng. Hobaneng le sa ka la di sheba?" a rialo a lla.

"Tshwarelo, Temo," ntatae a kopa tshwarelo. "Nna le mmao re ne re robetse. Ha re ye ka ntle re ilo bona hore re ka etsang."

Yaba ba ya tshingwaneng. Dipodi di ne di sentse hakaakang! Empa bonyane di ne di sentse karolo e nyane ya tshimo.

"Ha re kampele tshingwana ena ka terata, Ntate," Temo a etsa tlhahiso.

"Oo ke mohopolo o motle!" ha araba Ntate.

Yaba Temo le ntatae ba kampela tshingwana ka terata e le hore dipodi di se ke tsa hlola di kena.

Tsatsing le hlhlamang ha a fihla lapeng a etswa sekolong, Temo a fumana dikgomo di eja dijalo tsa hae. Dikgomo di ne di ile tsa ba bohlale ba ho bula heke ya tshingwana ka manaka a tsona!

Temo a leka ho di tebela moo, empa eitse ha kgomo e le nngwe feela e nang le manaka a bohale e mo sheba, a tshoha haholo! Dikgomo di ne di shebahala di le kgolo! Yaba o mathela ka tlung.

"Mme! Ntate! Kgetlong lena ke dikgomo tse jang meroho ya ka," a rialo.

Temo le ntatae ba tswela ka ntle mme ba fumana dikgomo di ntse di fula tshingwaneng ya Temo. Yaba ntatae o a di tebela.

"Ntate, hobaneng ha re sa notlele heke ena ka senottolo se hakwang?" Temo a etsa tlhahiso. "Ka tsela eo dikgomo di keke tsa kgona ho bula heke hape."

Ntatae a nahana hore oo ke mohopolo o motle mme yaba ba tsamaya ho ya reka senottolo se hakwang mme ba notlele heke ka sona.

Tsatsing le hlhlamang ha Temo a kgutla sekolong, a se ke a fumana dipodi, kapa dikgomo, empa a fumana dinonyana di eja dijalo tse tshingwaneng ya hae! A di tebela mme a matha ho ya bolella batswadi ba hae.

"Mme! Ntate! Jwale e se e le dinonyana tse jang dijalo tsa ka," a lla.


Ntate wa Temo a tswela ka ntle le yena ho ya bona hore bothata ke bofe.

"Ha ke sa tseba hore ke etse eng jwale, Temo," ha rialo ntatae a ingwaya hlooho a nahanne ka thata.

"Ke a tseba hore re ka etsang," ha rialo Temo ka potlako. "Re ka apesa tshimo ena ka nete, mme dinonyana di keke tsa kgona ho fihla dijalong."

Mme Temo o ne a nepile! O ne a sa tlo hlola a tshwenngwa ke diphoofolo tse jang dijalo tse tshingwaneng ya hae hape. Ho ne ho se dipodi tse tla kgona ho kena, ho se dikgomo tse tla kena, mme ho se dinonyana tse tla kena.

Dijalo tse tshingwaneng ya hae tsa nna tsa hola tsa ba tsa hola, mme ho eso ye kae meroho e ne e se e loketse ho kguwa! Mme wa Temo a pheha sopho e monate ya dinawa, dihwete, sepinatijhe le ditamati mme bohle ba natefelwa ke dijo tse tswang tshingwaneng ya Temo.



Drive your
imagination

Nal'ibali fun

Monate wa Nal'ibali



When people travel to interesting places they often send postcards to friends and family back home. Postcards usually have a photograph of a place you have visited on one side. A message and the address of the person you are sending the postcard to, are on the other side. Now follow the steps below to make your own postcard!

1. Cut out the front and back sides of the postcard.
2. Glue the two sides together.
3. On the front of your postcard, draw a picture of a place you would like to visit or a place you enjoyed visiting – or create a magical place all of your own!
4. On the back of your postcard:
 - ★ on the left, write a message to someone you know telling them about how you are enjoying visiting the place in the picture and what you've done while you are there.
 - ★ start your message like this: Dear ...
 - ★ don't forget to say who the message is from – you!
 - ★ on the lines on the right, write the name, surname and address of the person you are sending the postcard to.
 - ★ in the empty block above the address, draw a postage stamp.

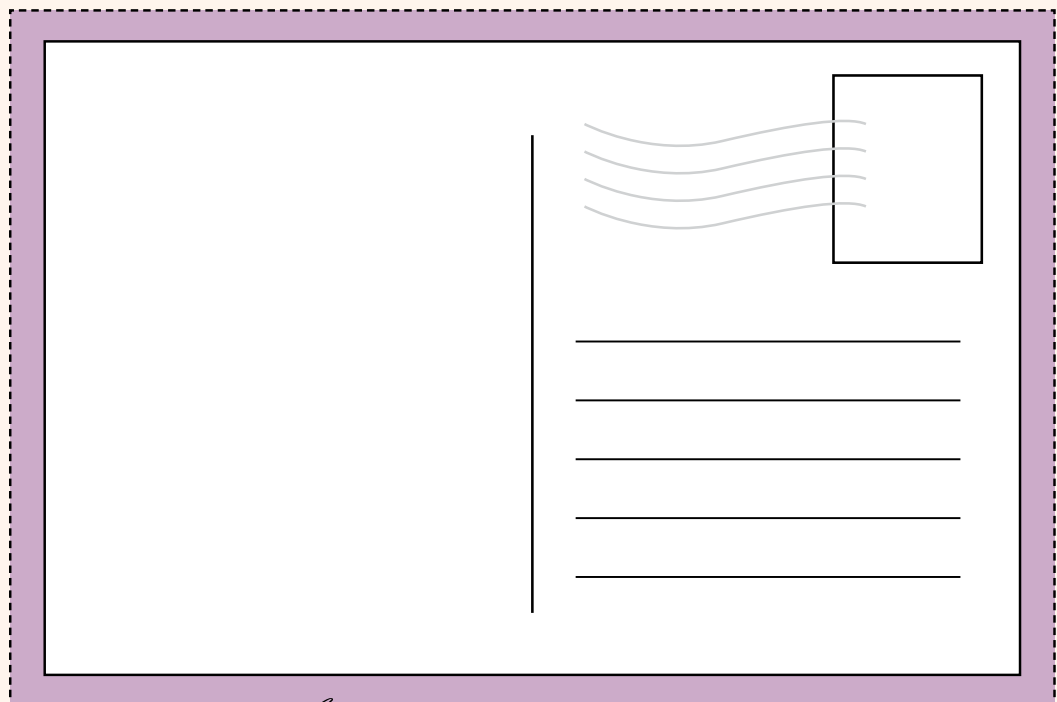
Ha batho ba etela dibaka tse kgahlisang hangata ba romela diposekarete ho metswalle le ba leloko ba setseng hae. Diposekarete hangata di na le ditshwantsho tsa sebaka seo o se etetseng ka lehlakoreng le leng. Molaetsa le aterese ya motho eo o mo romellang yona di ka lehlakoreng le leng. Jwale, latela mehatlo e ka tlase mona ho iketsetsa posekarete ya hao!

1. Seha o ntshe bokapele le bokamorao ba posekarete.
2. Kgomaretsa mahlakore ao mmoho.
3. Ka bokapeleng ba posekarete ya hao, taka setshwantsho sa sebaka seo o ratang ho se etela kapa sebaka seo o kileng wa natefelwa ke ho se etela – kapa o ipopele sebaka sa mehlolo seo o ka inahanelang sona!
4. Ho bokamorao ba posekarete ya hao:
 - ★ ka ho le letshehadi, ngola molaetsa o yang ho motho eo o mo tsebang o mmolelle kamoo o natefelwang ke sebaka se setshwantshong le tseo o di entseng haesale o fihla moo.
 - ★ qala molaetsa wa hao tjena: ... ya ratehang
 - ★ o seke wa lebala ho ngola hore molaetsa o tswa ho mang – wena!
 - ★ meleng e ka ho le letona, ngola lebitso, fane le aterese tsa motho eo o mo romellang posekarete.
 - ★ bolokong bo se nang letho bo ka hodimo ho aterese, taka setempe sa ho posa.

Front/Ka pele



Back/Ka morao



Nal'ibali is here to motivate and support you. **Contact us** by calling our call centre on **02 11 80 40 80**, or in any of these ways:

Nal'ibali e mona ho tla o kgothatsa le ho o tshehetsa. **Ikopanye le rona** ka ho letsetsa setsing sa rona sa mehalo ho **02 11 80 40 80**, kapa ka e nngwe ya ditsela tse lateng:



www.nalibali.org



www.nalibali.mobi



[nalibaliSA](https://www.facebook.com/nalibaliSA)



[@nalibaliSA](https://twitter.com/nalibaliSA)



[@nalibaliSA](https://www.instagram.com/nalibaliSA)



info@nalibali.org

Produced by The Nal'ibali Trust and Arena Holdings Education. Translation by Hilda Mohale. Nal'ibali character illustrations by Rico.

The Herald

Sowetan
IN THE KNOW ON THE MOVE.



Drive your
imagination