



Helping children through stories



Have you thought how stories can offer a way of supporting children through some of life's challenges? As they grow, children are faced with a variety of situations. Some of these may be exciting, like making new friends. But very often they can be difficult and then children may need your help. There are many wonderful stories about the challenging situations and events that children may face, such as starting school, separation, illness, the death of a loved one, divorce, prejudice and bullying.

Ukuncedisa abantwana ngokusebenzisa amabali

Ukhe wayicinga indlela amabali anokunika ngayo abantwana inkxaso kwimingeni ethile yobomi? Abantwana xa bekhula, bajongana neemeko ngeemeko. Ezinye zazo zingavusa imincili, njengokudibana nabahlobo abatsha. Kodwa maxa wambi bangadibana nobunzima baze abantwana badinge uncedo lwakho. Maninzi amabali angummangaliso malunga neemeko ezicela umngeni ngokunjalo neziganeko abanokuqubisana nazo abantwana, ezifana nokuqala esikolweni, ukwahlukana, ukugula, ukusweleka komntu abamthandayo, uqhawulomtshato, ukunyeliswa ngaphandle kwesizathu nokuxhatshazwa.

HOW TO USE STORIES TO HELP CHILDREN COPE

1. Find a story that you like, with a character who has to deal with an issue that your child is facing, or one that might interest him or her. Ask someone who knows storybooks well (like a librarian, bookshop assistant, teacher, counsellor or another parent) to help you choose, or look on the internet for suitable stories.
2. Read and get to know the story yourself before sharing it with your child or a group of children.
3. Think aloud and ask open-ended questions about the story during and after reading it to children. Open-ended questions have no right or wrong answers and help children to reflect on, explore and talk about their concerns, feelings and ideas. Here are some questions for you to try:
 - ★ How would you feel if ...?
 - ★ If I were him, I wonder what I'd do ...
 - ★ I wonder why she said/did that?
 - ★ What do you think is going to happen next?
 - ★ What would you do if ...?
 - ★ What do you do when ...?
4. Find some more ways, related to the story, for children to continue to explore their thoughts and feelings. For example, children can:
 - ★ retell the story in their own way and/or act it out
 - ★ draw a picture about the story or that is inspired by it
 - ★ write a note or letter to one of the story characters
 - ★ tell and/or act out their own stories.



INDELELA YOKUSEBENZISA AMABALI UKUNCEDISA ABANTWANA UKUBA BAMELANE NOBUNZIMA

1. Fumana ibali olithandayo, malibe nomlinganiswa ofanele ukusombulula ingxaki ajongene nayo umntwana wakho, okanye ibali elinganomdla kuye. Cela umntu ozaziyo kakuhle iincwadi zamabali (njengosothala, umncedisi wasevenkileni yeencwadi, utitshala, umcebisi okanye omnye umzali) ukuba akuncedise ngokukhethe, okanye ukhangele amabali afanelekileyo kwi-intanethi.
2. Lifunde ibali ude ulazi phambi kokulibalisela umntwana wakho okanye iqela labantwana.
3. Cinga ngokuvakalayo futhi ubuze nemibuzo evulekileyo malunga nebali ngexesha lokufundela abantwana nasemva kwalo. Imibuzo evulekileyo ayinazimpendulo zichanekileyo nezingachanekanga kwaye incedisa abantwana ukuba bacingisise, baphonononge ngokunjalo bathethe ngeenxalabo, ngeemvakalelo nangezimvo zabo. Nantsi eminye imibuzo onokuyizama:
 - ★ Wena ubuya kuziva njani ...?
 - ★ Ukuba bendinguye, bendiya kwenza ntoni ...
 - ★ Ingaba ukuthethele ntoni/ukwenzele ntoni oko?
 - ★ Ingaba ucinga ukuba yintoni elandelayo eza kwenzeka?
 - ★ Ubuya kwenza ntoni ukuba ...?
 - ★ Wenza ntoni xa ...?
4. Fumana nezinye iindlela, ezinxulumeme nebali, ukuze abantwana baqhube ngokuphonononga iingcinga nezimvo zabo. Umzekelo, abantwana:
 - ★ banokubalisa ibali kwakhona ngendlela yabo kunye okanye balidlale
 - ★ bangazoba umfanekiso malunga nebali okanye onxulumene nalo
 - ★ bangabhalela omnye wabalinganiswa abasebalini inqaku okanye ileta
 - ★ bangabalisa kunye/okanye badlale amabali abo.



How stories can help

- ★ When children discover story characters who have had similar experiences as they have, it helps them feel less alone and may also help them to better understand and cope with a challenging situation.
- ★ Many children find it difficult to identify and communicate how they are feeling. Reading stories can help them understand themselves better and can give you all a great starting point for discussions.

Indlela anokunceda ngayo amabali

- ★ Xa abantwana behumanisa ukuba abalinganiswa bamabali banamava afana nawabo, kuyabanceda oko bazive befana nabanye abantu kanti futhi kungabanceda baqonde ngcono kwaye bamelane nemeko ecela umngeni.
- ★ Abantwana abaninzi bakubona kunzima ukuchonga nokunxibelelana ngendlela abaziva ngayo. Ukufunda amabali kunokubanceda ukuba baziqonde ngcono futhi kunganinika nonke indawo yokuqalisa iingxoxo.



Drive your
imagination



IT STARTS WITH
A STORY.
KONKE KUQALA
NGEBALI.

Stories@school

Do you want to encourage the children in your class to keep reading and writing? Here are two easy ideas to try!

- Invite the children to express their opinions about the books and Nalibali Supplement stories they have read. Let them fold A4 sheets of paper in half and glue them together to make reading record cards. Ask them to write their names at the top and to draw three columns. Each week they can write the names of the books and stories they have read in the first column, and in the second column they can rate the book or story from 1–5 to show how much they enjoyed it. Encourage them to write the reasons for their rating in the third column.

- Celebrate any writing that the children have done by asking them to read their stories or poems aloud to other children in your class or other classes. If you can, also display their writing so that other children can read it at their leisure!



Amabali esikolweni

Ingaba unqwenela ukukhuthaza abantwana bekasi yakho ukuba basoloko befunda futhi bebhala? Nazi izimvo ezimbini ezilula onokuzizama!

- Mema abantwana ukuba bathethe ngezimvo zabo malunga neencwadi nangamabali akuhlelo lukaNalibali abawafundileyo. Mabasonge amaphepha eA4 abe ziziqingatha ezibini baze bawanamathelise omabini amacala ngeglo ukuze benze iikhadi zengxelo yokufunda. Bacele ukuba babhale amagama abo phezulu ngokunjalo bawahlule ngokweekholam ezintathu. Kwiveki nganye bangabhala kwikholam yokuqala amagama eencwadi nawamabali abawafundileyo, ukuze kwikholam yesibini babhale iqondo abayonwabele ngalo incwadi okanye ibali ukususela kweloku-1 ukuya kwelesi-5. Bakhuthaze ukuba kwikholam yesithathu babhale izizathu malunga namaqondo abo.
- Bhiyozelani nakuphi okubhalwe ngabantwana ngokubacela ukuba bafundele abanye abantwana bekasi yakho okanye abezinye iiklasi amabali abo okanye imibongo ngokuvakalayo. Ukuba unakho, kubeke ekuhlени abakubhalileyo ukuze nabanye abantwana bakwazi ukuzifundela ngokuthanda kwabo!

Reading club corner



Ikona yeklabhu yokufunda

Choosing a name for your reading club is important because the name needs to inspire children to want to join the club – and then to keep coming back! So your club's name needs to be positive and something the children are proud of.

Ukukhetha igama leklabhu yakho yokufunda kubalulekile kuba igama kufanele ukuba libatsale abantwana bafune ukujoyina iklabhu yokufunda – baze bafune ukumana bebuyelela! Ngoko ke igama leklabhu yakho kufuneka libe lelamkelekayo nento abantwana abanokuzingca ngayo.



Ideas to include in your club's name

You could include any of the following ideas.

- The name of the area in which your club meets.
- Words that rhyme or start with the same letter.
- Words that encourage children to believe in themselves.
- Words that describe the club members.

You could put two or more of these elements together to create a name for your club. You could also ask the children for suggestions for a name for your reading club and then vote to choose the one that is the most popular.

Future Leaders Reading Club



Izimvo omawuziquke kwigama leklabhu yakho

Ungaquka naziphi na izimvo kwezi zilandelayo.

- Igama lendawo ehlangana kuyo iklabhu yakho.
- Amagama angqinelanayo naqala ngonobumba omnye.
- Amagama akhuthaza abantwana ukuba bakholelwe kwiziqu zabo.
- Amagama achaza amalungu eklabhu.

Ungadibanisa zibe mbini nangaphezulu kwezi zimvo ukuthiya iklabhu yakho. Ungacela nabantwana ukuba bacebise ngegama leklabhu yakho yokufunda baze bavote ukukhetha elo lithandwa kakhulu.

Bright Sparks Reading Club

Boksburg Bookworm Reading Club

I-Future Leaders Reading Club

I-Boksburg Bookworm Reading Club

I-Bright Sparks Reading Club

GIVE-AWAY! UMNIKELO!



We publish what we like

For a chance to receive one of five copies of *Explore! Awesome South African artists*, send an email to info@nalibali.org with **Supplement Book Give-away** in the subject line. Remember to include your full name, age and contact details.

Ukuze ube sethubeni lokufumana enye yeekopi ezintlanu ze-*Explore! Awesome South African artists*, thumela i-imeyili ku-info@nalibali.org uze ubhale **Supplement Book Give-away** kumgca wesihloko. Khumbula ukubhala igama lakho ngokupheleleyo, ubudala bakho kunye neenkukacha zoghagamshelwano.



Drive your
imagination

Get creative!

Words make us think! Here are a few quick, fun word games to play with your family and at your reading club.

You will need: paper; scissors; pens or pencils; Prestik (optional)

What to do

1. Prepare for the activity by cutting up paper into small pieces that are about 4 cm x 5 cm. It doesn't matter if the measurements are not exact. If you can use sheets of different coloured paper, that is even better!
2. Give each person between 8 and 10 pieces of paper and a pencil or pen.
3. Now you should all write one word on each piece of paper. As you do this:
 - ★ don't think too hard about what words to write, just write down the words that pop into your head!
 - ★ don't worry about spelling the words correctly – that can always be corrected later, as long as you know what the word says.
 - ★ help younger children by writing the words they tell you.



4. Put all the words in an open area (like on a wall or on the floor) where everyone can see them. Then try out one or more of these ideas.
 - ★ Choose words to combine into unusual pairs. For example: *monster stars* or *fly flowers*.
 - ★ Choose one word, then see how many of the other words you can use with it. For example: *lost flowers*, *lost monster*, *lost stars*, *lost window*, *lost window flowers*, *lost fly*, etc.
 - ★ Choose 10 words and see how many different sentence combinations you can make with them. (You may need to use other words, like *the*, *and*, *a*, *to*, *but*, *on* to link the words you choose.)
 - ★ Choose words and build poems with them. You'll need to add linking words here too.



Sebenzisa ubugcisa bakho!

Amagama asenza sicinge! Nantsi imidlalo yamagama yokuzonwabisa, embalwa nequphayo onokuyidlala nosapho lwakho nakwiklabhu yakho yokufunda.

Uya kudinga: iphepha; isikere; iipeni okanye iipenisile; iprestiki (ayinyanzelekanga)

Okufanele ukwenziwa

1. Lungiselela umsebenzi ngokusika amaphepha abe ziziqwengana ezincinane ezimalunga ne-4 cm x 5 cm. Akunamsebenzi nokuba imilinganiselo ayilingani ncam. Kungakuhle ngakumbi xa unokusebenzisa iphepha elimabala-bala!
2. Nika umntu ngamnye phakathi kweziqwengana zamaphepha ezisi-8 nezili-10 kunye nepenisile okanye iipeni.
3. Ngoku nifanele ukuba nonke nibhale igama elinye kwiphethshana ngalinye. Xa nisenza oku:
 - ★ ningacingi nzulu ngokuba ngawaphi amagama eniza kuwabhala, bhalani nje amagama afika engqondweni yakho!
 - ★ ungazihluphi ngokupela amagama ngokuchanekileyo – iimpazamo zinokuphinda zilungiswe emva kwexesha, okufunekayo kukuba ulazi igama ukuba lithetha ntoni.
 - ★ ncedisa abantwana abaselula ngokubhala amagama abakuxelela wona.



4. Beka onke amagama kwindawo eselubala (njengasedongeni okanye phantsi) apho wonke umntu anokuwabona. Ngoku zama uluvo olunye nangaphezulu kwezi zimvo.
 - ★ Khetha amagama anokudityaniswa abe zizibini ezingaqhelekanga. Umzekelo: *igongqongqo iinkwenkwezi* okanye *impukane iintyatyambo*.
 - ★ Khetha igama libe linye, ukuze ubone ukuba mangaphi amanye amagama onokuwasebenzisa nalo. Umzekelo: *igongqongqo ilahlekile*, *iintyatyambo zilahlekile*, *ifestile ilahlekile*, *impukane ilahlekile*, njalo njalo.
 - ★ Khetha amagama ali-10 ukuze ubone ukuba zingaphi izivakalisi ezahluka hlukileyo ezinokudityaniswa ngawo. (Usenokudinga ukusebenzisa amanye amagama, afana nala, *kodwa*, *kunye*, *futhi*, *nangona*, ukuze udibanise amagama owakhethayo.)
 - ★ Khetha amagama uze uqambe imibongo ngawo. Nalapha uza kudinga ukongeza amagama okudibanisa.

Collect the Na'ibali characters

Cut out and keep all your favourite Na'ibali characters and then use them to create your own pictures, posters, stories or anything else you can think of! You could also cut out this picture of Dintle and add a speech bubble to show what she is "saying" as she "reads" her book!

About Dintle

Age: 9 months old

Lives with: her mother, Mme wa Afrika, and her brother, Afrika

Home languages: she doesn't speak yet, but understands Sesotho and she kicks her feet and gurgles when her mom reads to her!

Books she likes: books about animals and babies

Also likes: listening to Sesotho rhymes that Afrika says to her



Qokelela abalinganiswa bakwaNa'ibali

Sika uze ugcine bonke abalinganiswa bakho obathandayo bakaNa'ibali ukuze ubasebenzisele ukuyila imifanekiso eyeyakho, iipowusta, amabali okanye nayiphi na enye into onokuyicinga! Unakho nokuwusika uwukhuphe lo mfanekiso kaDintle uze ufakele iqamza lentetho ukubonisa "akuthethayo" xa "efunda" incwadi yakhe!

Malunga noDintle

Ubudala: uneenyanga ezili-9

Uhlala: nomama wakhe, uMme wa Afrika, nomntakwabo, uAfrika

Iilwimi zasekhaya: akakakwazi ukuthetha, kodwa uyasiqonda iSesotho futhi uyakhaba-khaba ngeenyawo zakhe aze arhotyozwe xa umama wakhe emfundela!

Iincwadi azithandayo: iincwadi ezithetha ngezilwanyana nangeentsana

Ukwathanda: ukumamela izicengelezo zeSesotho azenzelwa nguAfrika

Get caught reading!

It is fun to try and catch your children reading – and for them to catch you too! Encourage others to connect or reconnect with reading – whether that means reading a novel, a picture book, a biography, poetry, a blog, their favourite magazine or the sports pages in the newspaper!

Here are some ideas for ways to spread the “reading is fun” message.

- Show others that reading can be done anywhere. Read in a bus, taxi or train. Try reading in different places, like on a bench at the park, in a shopping centre or in the queue at the bank!
- Don't let your children leave home without a book. Encourage them to read everywhere – in the car or on the bus on the way to and from school, on the playground and in their classroom!
- Write a note to your child and put it in their lunchbox, in a school textbook or somewhere else where they will find it during the day. Put this message at the end of your note: “I just caught you reading!”
- Take photos of yourself reading on your own or with others – especially with your children – and post them on Facebook or Instagram with the hashtag #GetCaughtReading.

Bhaqwa ufunda!

Kumnandi ukuzama ukubhaqa abantwana bakho befunda – kwakunye nokubhaqwa ngabo usenjenjalo! Khuthaza abanye ukuzidibanisa nokufunda bahlale befunda – nokuba bafunda inoveli, incwadi yemifanekiso, incwadi ebhalwe ngobomi bomntu, imihobe, i**blog** kwi-intanethi, imagazini abayithandayo okanye amaphepha ezemidlalo kwiphephandaba!

Nazi ezinye izimvo ngokusasaza umyalezo othi “ukufunda kumnandi”.

- Bonisa abanye ukuba ukufunda kungenziwa naphi na. Funda ebhasini, eteksini okanye kuloliwe. Zama ukufunda kwiindawo ezahluka-hlukileyo njengasesitsheni epakini, kwiziko leevenkile okanye emgqeni okuwo ebhankini!
- Musa ukubayeka abantwana bakho baphume ekhaya bengaphethanga ncwadi. Bakhuthaze ukuba bafunde kuzo zonke iindawo – emotweni okanye ebhasini endleleni xa besiya esikolweni okanye xa bebuya khona, ebaleni lemidlalo nakwigumbi labo lokufundela!
- Bhalela umntwana wakho inqaku uze ulifake ebhokisini yakhe yesidlo sasemini, encwadini yakhe yesikolo okanye nokuba kuphi apho aza kulifumana khona emini. Bhala lo myalezo ekupheleni kwenqaku lakho: “Ndakubhaqa ufunda!”
- Thatha iifoto zakho uzifundela wedwa okanye unabanye – ngakumbi nabantwana bakho – uze uzithumele kuFacebook okanye ku-Instagram ngo-*hashtag* #GetCaughtReading.



WIN! WINA!



For a chance to win some Book Dash books, write a review of the story, *The very tired lioness* (pages 7 to 10), and email it to team@bookdash.org, or take a photo and tweet us at [@bookdash](https://twitter.com/bookdash). (Your review could be published in a future Nal'ibali Supplement!) Remember to include your full name, age and contact details.

Ukuze ufumane ithuba lokuwina iincwadi zakwaBook Dash, bhala uphengululo lwebali elithi, *Ingonyamakazi edinwe kakhulu* (kwiphepha lesi-7 ukuya kwele-10), uze ulithumele ngeimeyile ku-team@bookdash.org, okanye thatha ifoto uze uyithumele nge-tweet kuthi ku-[@bookdash](https://twitter.com/bookdash). (Uphengululo lwakho lungapapashwa kuHlelo oluzayo lukaNal'ibali!) Khumbula ukufaka igama lakho elipheleleyo, ubudala kunye neenkukacha zoqhagamshelwano.



Create TWO cut-out-and-keep books

1. Take out pages 5 to 12 of this supplement.
2. The sheet with pages 5, 6, 11 and 12 on it makes up one book. The sheet with pages 7, 8, 9 and 10 on it makes up the other book.
3. Use each of the sheets to make a book. Follow the instructions below to make each book.
 - a) Fold the sheet in half along the black dotted line.
 - b) Fold it in half again along the green dotted line.
 - c) Cut along the red dotted lines.



Zenzele iincwadana EZIMBINI onokuzisika-ze-uzigcine

1. Khupha iphepha lesi-5 ukuya kwele-12 kolu hlelo.
2. Uxwebhu olunamaphepha aqala kwelesi-5, elesi-6, ele-11 nele-12 lwenza incwadi yokuqala. Uxwebhu olunamaphepha aqala kwelesi-7, elesi-8, ele-9 nele-10 lwenza eyesibini incwadi.
3. Sebenzisa uxwebhu ngalunye kula mabini ukwenza iincwadana. Landela imiyalelo engezantsi ukwenza incwadi nganye.
 - a) Songa uxwebhu phakathi kumgca wamachaphaza amnyama.
 - b) Phinda ulusonge phakathi kwakhona ulandela umgca wamachaphaza aluhlaza.
 - c) Sika ke ngoku ulandela imigca yamachaphaza abomvu.



Drive your
imagination

UBanele ucinga ukuba abantu abaninzi bayawuthanda umsebenzi wakhe kubisa imisebenzi yakhe yobugcisa imalunga neemvakalelo aba nazo yonke imihla. Ubugcisa “sebungumhlobo” wakhe ongagwebiyo ngoko ke uyakwazi ukunyaniseka ngokupheleleyo malunga neengcinga kunye nezimvo zakhe. Ukuthetha ngeemvakalelo nokuziphokozisa kwabanye kusenokuba nzima ebantwini ngamanye amaxesha: Kufana nokuziva uneendoni ngenxa yento egezayo oyithethe emntwini, okanye uzive ulusizi kuba kukho umntu othehe kakubi ngawe ebantwini. Abantu xa bebuka umsebenzi wobugcisa kaBanele, bafunde ngawo, baphawula bathi: “Ewe, ndikhe ndaziva ngolo hlobo kwixesha elingaphambili!”

But Banele was worried that not enough people thought that they could go into galleries because they didn't understand what art was, or how they should behave in a gallery. He was also worried that he was successful while many of his friends were not. So he created a gallery that feels nice and comfortable where anyone can come and see and learn about art. When you go into Banele's gallery you get the same warm and friendly feeling from the space that you get from talking to Banele himself.

Banele thinks many people like his work because his artworks are all about emotions that he feels every day. Art has become a “friend” that doesn't judge him so that he can be completely honest with his thoughts and feelings. Talking about emotions and sharing them with others can sometimes be hard for people. Like feeling embarrassed because you said something silly to someone, or feeling sad when someone gossips about you. When people look at Banele's art, and read about it, they can recognise: “Yes, I have felt that way before!”



EXPLORE!

AWESOME SOUTH AFRICAN ARTISTS




QWALASELA!

AMAGCISA ASEMZANTSI AFRIKA

COBI LABUSCAGNE
LAUREN MULLIGAN

A painting by Banele. Umfanekiso opeyintwe nguBanele.



Kodwa uBanele wayekhathazwa kukuba ababanzanga abantu abacinga ukuba bangangena kwindlu yemisebenzi yobugcisa kuba bengayiqondi kakuhle imisebenzi yobugcisa ukuba iyintoni, okanye bengaqondi nendlela abafanele ukuziphatha ngayo endwini yemisebenzi yobugcisa. Udephinda akhathazwe kukuba yena ephumela ngelixa abahlobo abaninzi bakhe bengaphumeleli. Uyle indlu yemisebenzi yobugcisa enomoya owamkelayo nenika ulonwabo apho nabani anokuzisa aze kubona futhi afunde ngemisebenzi yobugcisa. Xa ungema endlwini yemisebenzi yobugcisa kaBanele ufumana uvakalelo olufundumezayo nolunobuhlobo olufana naxa uthetha noBanele ubuqu bakhe.



This is a specially adapted version of *Explore! Awesome South African artists*, published by Jacana Media. The original book shares the stories of 44 of South Africa's finest living contemporary artists, as well as examples of their art. It is written for children between the ages of 9 and 15 and is available in bookstores and online from www.jacana.co.za.

Olu luguqulelo olulungisiwe ngohlobo olulodwa lopapasho oluthi *Explore! Awesome South African artists*, nolupapashwe yiJacana Media. Incwadi eyintzusa inamabali angama-44 malunga namagcisa angawona avuthiweyo exesha langoku, kwakunye nemizekelo yemisebenzi yawo yobugcisa. Lubhalelwe abantwana abaphakathi kweminyaka eli-9 neli-15 kwaye lufumaneka ezivenkeleni zeencwadi nakwi-intanethi apha www.jacana.co.za.

© Jacana Media (World rights) Tel: 011 628 3200



We publish what we like

Nal'ibali is a national reading-for-enjoyment campaign to spark and embed a culture of reading across South Africa. For more information, visit www.nalibali.org or www.nalibali.mobi



UNal'ibali liphulo likazwelonke lokufundela ukuzonwabisa elinjongo yalo ikukuvuselela nokwendiselisa inkcubeko nesithethe sokufunda kuMzantsi Afrika uphela. Ukuze ufumane iinkcukacha ezithe vetshe, ndwendwela ku-www.nalibali.org okanye ku-www.nalibali.mobi



Drive your imagination

Kodwa ubanele wayenephupha, waza waya ePitoli ukuya kuFundela ezobugcisa. Zange kube lixesha elide kakhulu phambi kokuba abe ligcisa elinempumelo. Esengumfundi, ubanele wayenabalandeli abaninzi kumaqonga onxibelelwano kanti oko kwaba yindlela aqala ngayo ukufumana abantu abamqondayo nabanezimvo ezifana nezakhe.

Waqala wathengisa umsebenzi wakhe kubalobolo abasondeleyo kuye nakubasebenzi besikolo sakhe. Elona xesha lalibuleke kakhulu kuye wayegqwese kumathuba amabini amakhulu okhuphiswano kwezobugcisa. Wayesezamlile kwiminyaka emithathu ukuphumelela kodwa kwakungathi akahambi ndawo. Phofu wayengazikhatshazi kakhulu ngaloo nto kubwa wayebona indlela yokufumana abantu abathle kratya abaza kubona umsebenzi wakhe. Ekugqibeleni waphumelela waza wafumana ithuba loyakusebenza kwisixeko esikhulu sasePari iinyanga ezintathu. Ukuhlala nokusebenza njengegcisa ePari yayilona phupha likaBanele elikhulu lekamva lakhe kanti oku kuphumeza enama-23 kuphelela eminyaka yobudala!

But Banele had a dream, and so he moved to Pretoria to study to become an artist. It didn't take very long before he was quite a successful artist. Even when he was still a student, Banele had lots of followers on social media and that was how he started to find people who understood him and had the same feelings that he did.

He started selling his work to close friends and staff members at school. The most important moment was when he won two big art competitions. He tried for three years to win without getting anywhere. This did not bother him too much though, because he saw it as a way to get more people to see his work. Eventually he won and he got the opportunity to work in the big city of Paris for three months. Living and working as an artist in Paris was Banele's biggest dream for his future and he achieved this when he was only 23 years old!

“The artists on these pages take the time to look at what is going on around them, who they are, what the world is like, then create artworks that can help us understand these things better. These extracts from the original book *Explore! Awesome South African artists* introduce you to some of our great artists working today so you can go on and learn more about them. Enjoy reading about them and know that you can become an artist yourself if you really want to!”

Cobi Labuscagne

“Amagcisa akula maphepha achitha ixesha lawo eqwalasela okwenzeka kokuwangqongileyo, ukuba bangoobani, ukuba linjani ihlabathi, baze bayile imisebenzi yobugcisa enokusinceda ukuba siziqonde ngcono izinto. Ezi zicatshulwa ezivela encwadini eyintsusa ethi *Explore! Awesome South African artists* zikwazisa ngamanye amagcisa ethu odumo asebenzayo namhla onokuthi uhambe uye kufunda okuthe chatha ngawo. Konwabele ukufunda ngabo ukuze wazi ukuba nawe ungaba ligcisa ukuba ukunqwenela ngenene oko!”

Cobi Labuscagne

UNKULE MABASO

It is strange to think that Nkulile Mabaso at first struggled with schoolwork. They realised later that it was because she was left-handed and was being forced to do everything with her right hand. Nkulile grew up in KwaZulu-Natal as one of seven children. Her parents were both teachers. At one point her mother had to travel many hours every day to teach at a school far away. That meant that Nkulile spent time in aftercare and in extramurals, which was the perfect opportunity for her to draw and paint.

For a long time before she decided on art, Nkulile thought she would be a fashion designer. She liked that it was a type of art that people could wear and other people could see. Her father wanted her to be an engineer to make sure that she had many options in life. So there was a bit of a fight when Nkulile insisted on art or nothing. In the end she got to go to art school.

Nkulile was dissatisfied at art school. She felt that there was too much focus on only making art, so she took on lots of other subjects too. Nkulile was used to doing more than she had to because in matric she took ten subjects rather than the usual six!

Nkulule insisted on art or nothing. In the end she got to art school.

Nkule was dissatisfied at art school. She felt that there was too much focus on only making art,

matrix she took ten subjects rather than the usual six!

The title of his first solo exhibition in an American museum shows that sometimes Kemang is still surprised by everything that has happened to him in the art world. For this exhibition he made one work where he illustrated notes from a song by South African jazz musician, Feya Faku, out of hair. The song speaks about the life of South African activist, Steve Biko. The hair reminds you of the way people in South Africa were classified into different races because of how their hair looked. He called the exhibition, “In All My Wildest Dreams”.

Kemang feels that art has a political job to do. And while people might say art can't change the world, he thinks it can change individuals, both those who make it and those who engage with it.

Isihloko somboniso wakhe wokuqala awenze yedwa kwimuyuziyam yaseMelika ibonisa ukuba maxa wambi ukuba uKemang usamangaliswe yiyo yonke into eyenzeke kuye kwihlabathi lemisebenzi yobugcisa. Ukulungiselela lo mboniso wenze omnye umsebenzi omalunga neenwele apho abonisa khona iinowuthi azicaphule ngokubona kwakhe kwingoma yemvumi yomculo wejazz yaseMzantsi Afrika, uFeya Faku. Le ngoma ithetha ngobomi betshantliziyo laseMzantsi Afrika, uSteve Biko. Iinwele zikukhumbuzisa indlela abantu baseMzantsi Afrika babehlelwa ngayo ngokweentlanga ezahluka-hlukileyo ngenxa yendlela ezazibonakala ngayo iinwele zabo. Lo mboniso wawubiza ngokuthi, “Kuwo Onke Amaphupha Am Angakholelekiyo” (“In All My Wildest Dreams”).

UKemang ucinga ukuba umsebenzi wobugcisa unoxanduva lomsebenzi wezepolitiki ofanele ukuwenza. Kanti nangona abantu basenokuthi umsebenzi wobugcisa awunakulitshintsha ihlabathi, yena ucinga ukuba ingabatshintsha abantu ngabanye, abo balenzayo nabo balibandakanyayo.

Ngoke ingonyamakazi yaphakama
ingangxamanga yalandela ilanga.




So the lioness slowly got up and followed
the sun.

Ithe xa iphinda ivula amehlo ayo kwakhona
ingonyamakazi, ilanga labe lisesemthini.
"Ixesha liyahamba," latsho ilanga. "Ndilandele."



When the lioness opened her eyes again, the
sun was still in the tree.
"It's getting late," said the sun. "Follow me."

The very tired lioness Ingonyamakazi edinwe kakhulu



Imile Wepener
Maren Bodenstein
Nathan McKay



Lots more free books at bookdash.org

Nal'ibali is a national reading-for-enjoyment
campaign to spark and embed a culture of reading
across South Africa. For more information, visit
www.nalibali.org or www.nalibali.mobi



UNal'ibali liphulo likazwelonke lokufundela ukuzonwabisa
elinjongo yalo ikukuvuselela nokwendiselisa inkcubeko
nesithethe sokufunda kuMzantsi Afrika uphela. Ukuze
ufumane iinkcukacha ezithe vetshe, ndwendwela
ku-www.nalibali.org okanye ku-www.nalibali.mobi



Drive your
imagination

One day the lioness woke up with a strange feeling that something was watching her. When she looked up, she saw a boiling, roiling creature in the tree. “Who are you?” asked the lioness. “I am the sun. I have come to fetch you,” answered the creature. “Go away,” grumbled the lioness. “I want to sleep.”

Ngenye imini ingonyamakazi yavuka iziva ngathi kukho into eyijongileyo. Yathi yakujonga phezulu, yabona isidalwa esibilayo nesingajongeki kakuhle emthini. “Ungubani?” yabuza ingonyamakazi. “Ndililanga. Ndize kulanda wena,” saphendula isidalwa. “Hamba suka apha,” yavungama ingonyamakazi. “Ndifuna ukulala.”



Kwakukho ingonyamakazi endala eyayidinwe kakhulu. Yayidinwe kangokuba yayilala imini yonke ... nobusuku bonke.



But at night, when the sun is asleep, she looks down at the beautiful world she left behind.



Kodwa ebusuku, xa lilele ilanga, ijonga ezantsi kwihlabathi elihle elishiye emva.

“Happy hunting,” called her sisters and daughters after her.
“See you! See you!” chirped the bird.
But the lioness didn’t hear anything as she climbed higher and higher and higher into the sky.
“Uzingele kamnandi,” bakhwaza oodadewabo neentombi zakhe beyilandela.
“Sawubonana! Sawubonana!”
yankconkcoza intaka.
Kodwa ingonyamakazi yayingeva nto xa yayinyuka isiya phezulu naphenzulu naphenzulu ingena esibhakabhakeni.



And so the lioness came to live with the sun. All day she lays lazily in its warmth.



Ngoko ke ingonyamakazi yaya kuhlala nelanga. Imini yonke ingqengqa icubhukile ekufudumaleni kwalo.

“Come and hunt with us,” said her sisters and daughters.
But the lioness was too tired.



“Yiza uze kuzingela nathi,” babesitsho oodadewabo neentombi zakhe.
Kodwa ingonyamakazi yayidinwe kakhulu.



“What’s wrong with her?” asked the young impalas.

“Don’t go too close,” warned their mothers. “She might eat you.”

But the lioness just flicked her ears to chase away the flies.


“Yintoni engalunganga kuye?” zabuza ezinye iimpala ezincinane.

“Ningasondeli kakhulu,” bazilumkisa oonina. “Hleze anitye.”

Kodwa ingonyamakazi yayisuka iphekuze ngeendlebe zayo ukuze igxothe iimpukane.



“Yhu, kukude kodwa,” yatsho ingonyamakazi.




“Phew, it is far,” said the lioness.

“Not too far to go now,” said the sun.

“You can rest when we get there.”



“Akusekude kakhulu noko ngoku,” latsho ilanga. “Uza kuphumla sakufika apho siya khona.”



Nkule Mbaso

After matric Kemang enrolled at the Community Arts Project in Cape Town to study theatre. Although he enjoyed it, he slowly became more fascinated with visual arts and he wanted to learn more about it.

Just as in theatre, Kemang’s work has props that help us to read the story that he is telling through his art. He has made video works, installations and even compiled a whole jazz album for one of his exhibitions. Sometimes he incorporates drawings and sometimes he performs himself. He has made many works that use old school desks to create different objects. Through these desks, he speaks about education in our history and our present.



An illustration of “My apologies to time” by Kemang. The original artwork is made from real objects.

Umfanekiso othi, “Izingxengezo zam kwixesha” (“My apologies to time”) kaKemang. Umsebenzi wobugcisa oyintsusa wenziwe ngezinto zenene.

Akuba ephumelele ibanga lematriki uKemang ungene kwiProjekthi yezobuGcisa yoLuntu yaseKapa ukuze afunde ngokudlala eqongeni. Nangona ebezithanda ezi zifundo, usuke wabona umdla wakhe utsalwa zezobugcisa bemisebenzi ebonwayo waze wanqwenela ukufumana ulwazi oluthe kratya ngazo.

Njengakwiqonga leengxoxo, imisebenzi kaKemang ineencazo ezisanceda ngokufunda ibali alibalisa ngomsebenzi wakhe wobugcisa. Wenze imisebenzi yevidiyo, imisebenzi yobugcisa egxunyekwe kwindawo yemiboniso kanti wade wahlanganisela umqulu opheleleyo womculo wejazz esenzela omnye wemiboniso yakhe. Maxa wambi uhlanganisela imizobo kanti ukhe azibandakanye ngokwakhe emdlalweni weqonga. Wenze imisebenzi emininzi esebenzisa iidesika zakudala zesikolo ukuze ayile izinto ezahluka-hlukileyo. Ngokusebenzisa ezi desika uthetha ngemfundo kwimbali yethu neyangoku.

Ngemihla yokuqala kwakhe, ukuba ngugqirha yayilelona gugu kufuneka abe ngugqirha. Ngemihla yokukhula kwakhe, ukuba ngugqirha yayilelona gugu abanokulicinga abantu. Wayesoyika ukuba xa esenza intando yakhe, angabadanisa abazali bakhe kunye nabanye abantu eSwatini.

Because he was a clever child, Banele Khoza was told that he had to become a doctor. Where he grew up, becoming a doctor was the most prestigious thing that people could imagine. He was scared that if he was just himself, he might disappoint his parents and others in eSwatini.

Banele Khoza



UBANELE KHOZA

BUHLEBEZWE SIWANI

UBUHLEBEZWE SIWANI

Sometimes something happens in your life that makes you see the world in a new way. Something like this happened to Buhlebezwe Siwani when she was still at university. She realised that she had “the calling” to become a sangoma. A sangoma is a spiritual person and traditional healer.

Maxa wambi kusuka kwenzeka into ebomini bakho eyenza ulibone ngendlela entsha ihlabathi. Into enjalo yenzeka kuBuhlebezwe Siwani eseseyunivesithi. Wafumanisa ukuba “unobizo” lokuba sisangoma. Isangoma ngumntu osebenza ngenkolo yomoya nokwangumphilisi wesiNtu.



Buhlebezwe Siwani

Get story active!

Here are some activities for you to try. They are based on all the stories in this edition of the Nal'ibali Supplement: *Explore! Awesome South African artists* (pages 5, 6, 11 and 12), *The very tired lioness* (pages 7 to 10) and *Temo and the plant thieves* (page 14).



Yenza ibali linike umdla!

Nantsi eminye imisebenzi onokuyizama. Isekwe kuwo onke amabali kolu papasho loHlelo lukaNal'ibali: *Qwalasela! Amagcisa aseMzantsi Afrika* (iphepha lesi-5, lesi-6, le-11 nele-12), *Ingonyamakazi edinwe kakhulu* (iphepha lesi-7 ukuya kwele-10) nelithi, *UTemo namasela ezityalo* (iphepha le-15).

Explore! Awesome South African artists

- ★ Write down five things that you found interesting or that surprised you about the artists' stories.
- ★ Use recycled materials (like cardboard boxes, fabric scraps, egg cartons, pictures from magazines and cardboard toilet rolls) and/or natural materials (like twigs, sand and leaves) to create a sculpture (an object) or a collage (a picture made of different materials) about yourself. Think about the things that make you unique, things that interest you and things you like to do.

Qwalasela! Amagcisa aseMzantsi Afrika

- ★ Bhala phantsi izinto ezintlanu ozibone zinomdla okanye ezikumangalisileyo ngamabali amalunga namagcisa.
- ★ Sebenzisa izinto ezihlaziye (ezifana neebhokisi zekhadibhodi, iziqwengana zamalaphu, iikhathuni zamaqanda, imifanekiso esikwe kwiimagazini kunye nekhadibhodi yeeroli zasethoyilethi) kunye/okanye izinto ezivela kwindalo (njengamasetyana, isanti kunye namagqabi) ukuze wenze umkrolo (into) okanye ikholaji (umfanekiso owenziwe ngezinto ezahluka-hlukileyo) ngawe. Cinga ngezinto ezikwenza ufane wedwa, izinto ezitsala umdla wakho nezinto othanda ukuzenza.

The very tired lioness

- ★ What could the lioness be thinking as she looks down at the beautiful world that she left behind? Write her thoughts in the big cloud.
- ★ How do you think she feels? Write a "feeling" word in each of the small clouds.

Ingonyamakazi edinwe kakhulu

- ★ Ingaba ingonyamakazi mhlawumbi icinga ntoni xa ijonge ezantsi kwihlabathi elihle elishiye emva? Bhala iingcinga zayo kwilifu elikhulu.
- ★ Ucinga ukuba iziva njani? Bhala igama elithetha "uvakalelo" kwilifu ngalinye kumafu amancinane.

Clouds for writing thoughts and feelings.

Temo and the plant thieves

- ★ Make "Wanted" posters for the goats, cows and birds. Start by writing down all the words you can think of that describe each animal. Write "Wanted" at the top of three separate A4 sheets of paper. On each sheet, draw a picture of one of the animals, and then use the words you thought of to write a short description of the animal so that people will easily be able to recognise it.
- ★ What is the most unusual plant you can think of growing? How could it be used?



UTemo namasela ezityalo

- ★ Yenza iipowusta ezithi "Okufunwayo" zeebhokhwe, iinkomo neentaka. Qala ngokubhala phantsi onke amagama onokuwacinga achaza isilwanyana ngasinye. Bhala "Okufunwayo" phezulu emaphepheni eA4 amathathu ahlukaniweyo. Kwiphepha ngalinye, zoba umfanekiso wesilwanyana ngasinye, uze usebenzise amagama ocinge ukuwabhala kwinkcazelo emfutshane yesilwanyana ukuze abantu bakwazi ukuqonda lula.
- ★ Sesiphi esona sityalo singaqhelekanga onokucinga ukusilima? Singasetyenziswa njani?

I'd love to grow a plant that has books on it instead of leaves, then I could pick a new book to read any time.



Ndingathanda ukulima isityalo esijinga iincwadi kunesinamagqabi, kuba ndingathatha incwadi entsha yokufunda nanini.

I'd love to grow a plant with purple leaves and purple bubblegum on it. Purple is my favourite colour and I love bubblegum, so I'd always have two of my favourite things nearby!



Ndingathanda ukulima isityalo esinamagqabi amfusa aphinde abe netshungama emfusa kuwo. Umfusa ngowona mbala ndiwuthandayo futhi netshungama ndiyayithanda, ngoko ke ndingasoloko ndinezinto endizithanda kakhulu kufutshane kum!



Drive your imagination



Temo and the plant thieves



By Kgosi Kgosi ■ Illustrations by Magriet Brink and Leo Daly

Temo was a clever young girl who lived in the village of Qunu. She loved going to school and learning new things.

One day at school, her class learnt about planting and growing vegetables. Temo was so fascinated by this idea that she could not wait to get home to tell her parents about it.

BRRRRING! The last school bell of the day rang and all the children rushed out of their classrooms to make their way home.

When Temo arrived home, her mother and father were in the kitchen having tea.

"Hello, Mama. Hello, Papa," she said as she walked into the kitchen.

"Hello, Temo," answered her parents.

"How was your day at school today?" asked her mother.

"It was good! I learnt something very interesting," replied Temo excitedly while making her way to her bedroom.

Temo's parents wondered what their daughter was talking about, but before they could ask her to explain, she had disappeared.

In her bedroom, Temo took off her school uniform and put on her other clothes. But these were not her everyday other clothes. She put on her overalls, gumboots and a hat.

Temo walked back into the kitchen. "Ta-da! Mama and Papa, look!" she said.

Her parents were very surprised. Temo never wanted to do any chores at home, so why was she suddenly dressed in work clothes?

"Why are you dressed like that, Temo?" her father asked.

"Because I want to start growing my own vegetables, Papa," she said excitedly.

"So, you want to have your own garden here at home?" her mother asked.

"Yes, Mama," Temo replied.

Temo's parents looked at each other and wondered how Temo would manage to take care of a garden when she complained about chores as simple as making them tea. But they decided to have faith in her anyway.

So Temo and her father went outside and chose a piece of land in their yard where Temo could start her garden. Then Temo's father went inside to change into his overalls.

First, Temo and her father used a garden fork to break up the ground they had chosen. This helped make the soil soft for planting seeds. It also helped loosen unwanted weeds and stones under the soil. Next, they raked all the unwanted weeds and stones from the soil. Temo and her father put all the weeds into big black plastic bags and threw them into the dustbin.

The next day when Temo came back from school, she quickly changed out of her school uniform and went into her garden with her father. Her father had bought some seeds for them to plant. So, they planted and planted! They planted spinach, carrot, tomato and bean seeds. Then Temo watered the soil to help the seeds grow. Every day after that Temo was excited to come home from school and water her garden.



But there was a little problem: while no one was looking, the animals were starting to eat Temo's vegetable plants!

One day, when she came home from school, Temo found the goats feeding in her garden. She chased them away and ran into the house.

"Mama! Papa! The goats are eating my vegetable plants. Why didn't you watch out for them?" she said, crying.

"Sorry, Temo," apologised her father. "Mama and I were taking a nap. Let's go outside and see what we can do."

So they went into the garden. What a mess the goats had made! But at least only a small part of the garden had been damaged.

"Let's build a fence around the garden, Papa," Temo suggested.

"That's a good idea!" Papa replied.

So Temo and her father built a fence around the garden so the goats could no longer get in.

The next day when she came home from school, Temo found the cows eating her plants. The cows had been clever enough to open the garden gate with their horns!

Temo tried to chase the cows away, but it only took one cow with large, sharp horns to look at her and she was terrified! The cows looked so big! So she ran into the house.

"Mama! Papa! This time the cows are eating my vegetable plants," she said.

Temo and her father went outside and found the cows grazing in Temo's garden. Her father chased them away.

"Papa, why don't we lock the gate with a padlock?" Temo suggested. "That way the cows won't be able to open the gate again."

Her father thought that was a good idea so they went and bought a padlock and they locked the gate.

The next day when Temo came back from school, she found not the goats, not the cows, but the birds eating the plants in her garden! She chased them away and ran to tell her parents.

"Mama! Papa! Now the birds are eating my vegetable plants," she cried.

Temo's father went outside with her to see what the problem was.

"I don't know what to do now, Temo," said her father scratching his head as he thought hard.

"I know what we can do," said Temo quickly. "We can put a net over the garden, then the birds won't be able to get to the plants."

And Temo was right! She never had to worry about any animals eating the plants in her garden again. No goats could get in, no cows could get in and no birds could get in either.

The plants in her garden grew and grew, and soon the vegetables were ready for picking! Temo's mother cooked a tasty soup of beans, carrots, spinach and tomatoes and they all enjoyed a meal that had come from Temo's garden.



Drive your
imagination



UTemo namasela ezityalo

Indawo
yamabali

Libali likaKgosi Kgosi Imifanekiso izotywe nguMagriet Brink kunye noLeo Daly
Liguqulelwe esiXhoseni nguSindiswa Mbokodi

UTemo wayeyintombazana encinane ekrelekrele eyayihlala kwilali yaseQunu.
Wayekuthanda ukuya esikolweni nokufunda izinto ezintsha.

Ngenye imini esikolweni, ikhosi yakhe yafunda ngokutyalala nokukhulisa imifuno. UTemo wayethabathekile ngulo mbono kangangokuba wayengxamele ukugoduka ayokubalisela abazali bakhe ngale nto.

NKQENKQENKQE! Yakhala intsimbi yokugqibela yokuphuma kwesikolo baza bonke abantwana bagilana ukuphuma kumagumbi abo okufundela begoduka.

Xa efika ekhaya uTemo, umama notata wakhe babesekehithshini bephunga iti.

"Molo, Mama. Molo, Tata," watsho njengoko engena ekhithshini.

"Molo, Temo," baphendula batsho abazali bakhe.

"Belunjani usuku lwakho esikolweni namhlanje?" wabuza umama wakhe.

"Beluluhle! Ndifunde into enomdla kakhulu," waphendula uTemo enemincili logama esiya ngasegumbini lakhe lokulala.

Abazali bakaTemo bathi nqa ukuba intombi yabo ithetha ngantoni, kodwa phambi kokuba bamcele ukuba achaze, wayesele ethe shwaka.

Kwigumbi lakhe lokulala, uTemo wakhulula iyunifom yesikolo wanxiba ezinye iimpahla zakhe. Kodwa ezi yayengezizo ezi azinxiba mihla yonke. Wanxiba iovaroli, iigambhutsi kunye nomnqwazi.

UTemo wabuyela ekhithshini. "Ndin-! Mama noTata, jongani!" watsho.

Abazali bakhe babemangalisiwe kakhulu. UTemo wayesoloko engafuni kwenza misetyenzana ekhaya, ngoko ke kwakutheni ngesiqophe wanxiba iimpahla zokusebenza?

"Kutheni unxibe ngolo hlobo, Temo?" wabuza utata wakhe.

"Kuba ndifuna ukuqalisa ukutyalala eyam imifuno, Tata," watsho enemincili.

"Ngoko ke, ufuna ukuba nesitya esisesakho semifuno apha ekhaya?" wabuza umama wakhe.

"Ewe, Mama," waphendula watsho uTemo.

Abazali bakaTemo bajongana bekhawankasiwe ukuba uTemo wayeza kukwazi njani ukulondoloza isitya xa wayekhalazela ukwenza imisetyenzana elula enjengokubenzela iti. Kodwa bagqiba kwelokuba bamthembe noko kunjalo.

Ngoko ke uTemo notata wakhe baphuma phandle baza bakhetha umhlatyana kwiyadi yabo apho uTemo wayenokuqalisa isitya sakhe. Waza utata kaTemo wangena endlwini ukuyokutshintshela kwi-ovaroli.

Okokuqala, uTemo noyise basebenzisa ifolokhwe yokumba ukupeta umhlaba ababewukhethile. Oku kwanceda ukwenza ukuba umhlaba uthambele ukutyalala imbewu.

Kwanceda nokuxegisa ukhula olungafunekiyo namatyana aphantsi komhlaba. Okulandelayo, barhugula lonke ukhula olungafunekiyo kwakunye namatyana asemhlabeni. UTemo notata wakhe balufaka lonke ukhula kwiingxowa ezinkulu zeplastiki baza bazilahla kwimigqomo yenkunkuma.

Ngosuku olulandelayo akubuya esikolweni uTemo, wakhawuleza watshintsha iyunifom yakhe yesikolo waza wangena esityeni notata wakhe. Utata wakhe wayethenge imbewu ababeza kuyityala. Baza batyala, batyala! Batyala imbewu yesipinatshi, eyeminqathe, eyetumato neyeembotyi. Waza uTemo wawunkcenkeshela umhlaba ukuncedisa imbewu ukuba ikhule. Yonke imihla ukusukela ngoko, uTemo wayekuthakazelela qho ukugoduka ukuze ankcenkeshele isitya sakhe.



Kodwa yayikhona ingxakana: xa kwakungekho mntu ujongileyo, izilwanyana zaziqalisa ukutya izityalo zemifuno zikaTemo!

Ngenye imini, xa wayefika ekhaya evela esikolweni, uTemo wafumana iibhokhwe zisitya esityeni sakhe. Wazigxotha waza wabaleka wangena endlwini.

"Mama! Tata! Iibhokhwe zitya izityalo zam. Kutheni ningazigadanga nje?" watsho, elila.

"Uxolo Temo," waxolisa watsho utata wakhe. "UMama nam besisathe ngqwa. Masiphume sibone ukuba singenza ntoni na."

Ngoko ke baya esityeni. Ongakanani wona umonakalo ezaziwenzile iibhokhwe! Kodwa okuxolisayo yindawo nje encinane yesitya eyayonakalisiwe.

"Masisibiyele isitya, Tata," wacebisa watsho uTemo.

"Ngumbono omhle lowo!" waphendula uTata.

Ngoko ke uTemo notata wakhe basibiyela isitya ukuze iibhokhwe zingabi nakuphinda zingene.

Ngosuku olulandelayo xa uTemo wayevela esikolweni, wafika iinkomo zisitya izityalo zakhe. Iinkomo zazikrelekrele ngokwaneleyo ukuba zivule isango lesitya ngeempondo zazo!

UTemo wazama ukuzigxotha iinkomo, kodwa yaba nye nje iinkomo eneempondo ezinkulu nezitsolo, eyamjonga waza woyika! Iinkomo zazikhangeleka zinkulu kakhulu! Ngoko ke wabaleka wangena endlwini.

"Mama! Tata! Kweli ityeli ziinkomo ezitya izityalo zam," watsho.

UTemo notata wakhe baphuma phandle baza bafumana iinkomo zisitya esityeni sikaTemo. Utata wakhe wazigxotha.

"Tata, kutheni singalitshixi ngeqhaga nje isango?" wacebisa watsho uTemo.

"Ngolo hlobo iinkomo azizukwazi ukuvula isango kwakhona."

Utata wakhe wacinga ukuba ngumbono omhle lowo baza bahamba baya kuthenga iqhaga balitshixa isango.

Ngosuku olulandelayo xa uTemo evela esikolweni, zange afumane zibhokhwe, zange afumane zinkomo, kodwa wafumana iintaka zisitya izityalo esityeni sakhe! Wazigxotha waza wabaleka ukuya kuxelela abazali bakhe.

"Mama! Tata! Ngoko ziintaka ezitya izityalo zam zemifuno," wakhala.


Utata kaTemo waphuma phandle noTemo ukuya kubona ukuba yintoni ingxaki.

"Andazi ukuba mandenze ntoni ngoko, Temo," watsho utata wakhe esonwaya intloko ecinga nzulu.

"Ndiyayazi into esinokuyenza," watsho uTemo ngokukhawuleza. "Singogquma isitya ngomnatha, ukuze iintaka zingakwazi ukufikelela ezityalweni."

Yaye uTemo wayechanile! Zange aphinde abe nokukhathazeka kwakhona zizilwanyana ezitya izityalo esityeni sakhe. Akukho zibhokhwe zazinokungena, nazinkomo zazinokungena yaye neentaka zazingena kungena.

Izityalo esityeni sakhe zakhula, zakhula, yaye ngokukhawuleza imifuno yakulungela ukukhiwa! Umama kaTemo wapheka isophi enencasa yeembotyi, iminqathe, isipinatshi neetumato baza bonke bonwabela isidlo esasiphuma kwisitya sikaTemo.



Drive your
imagination

Nal'ibali fun

Okokuzonwabisa kwakwaNal'ibali



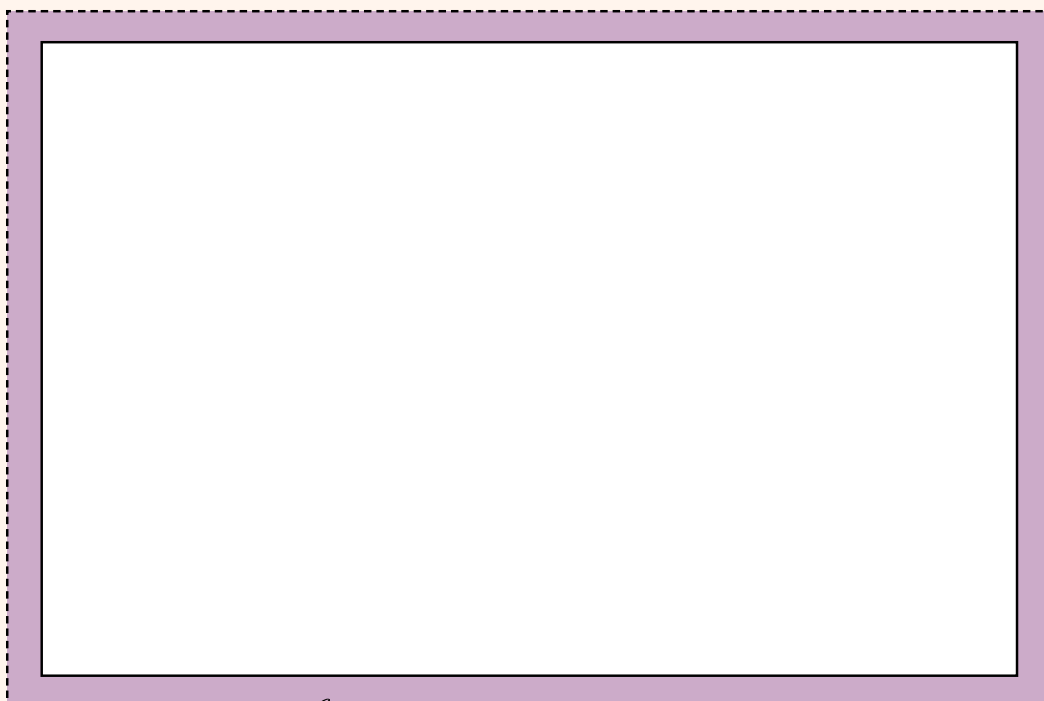
When people travel to interesting places they often send postcards to friends and family back home. Postcards usually have a photograph of a place you have visited on one side. A message and the address of the person you are sending the postcard to, are on the other side. Now follow the steps below to make your own postcard!

1. Cut out the front and back sides of the postcard.
2. Glue the two sides together.
3. On the front of your postcard, draw a picture of a place you would like to visit or a place you enjoyed visiting – or create a magical place all of your own!
4. On the back of your postcard:
 - ★ on the left, write a message to someone you know telling them about how you are enjoying visiting the place in the picture and what you've done while you are there.
 - ★ start your message like this: Dear ...
 - ★ don't forget to say who the message is from – you!
 - ★ on the lines on the right, write the name, surname and address of the person you are sending the postcard to.
 - ★ in the empty block above the address, draw a postage stamp.

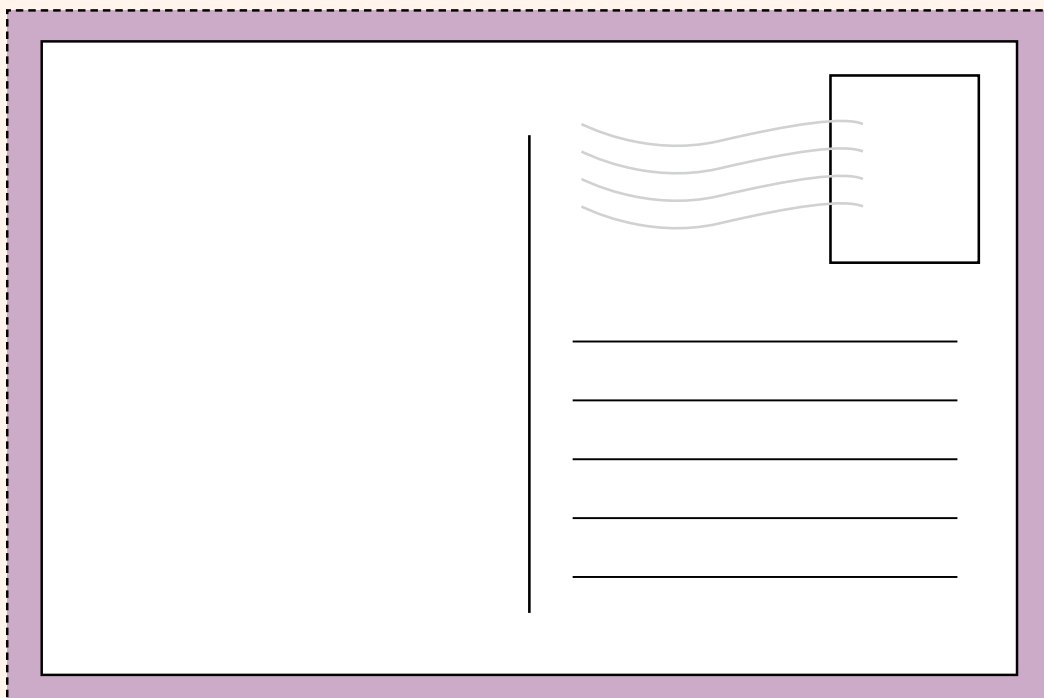
Xa abantu betyelele iindawo ezinomdla, badla ngokuthumela iiposikhadi kubahlobo kunye neentsapho zabo ezishiyeke emakhaya. Iiposikhadi zidla ngokuba nefoto yaloo ndawo uyityeleleyo kwelinye icala. Umyalezo kunye nedilesi yomntu omthumelela loo posikhadi ziba kwelinye icala. Ngoku ke landela amanyathelo angezantsi, uzenzele eyakho iposikhadi!

1. Sika umphambili kunye nomva weposikhadi.
2. Dibanisa la macala mabini ngegulu.
3. Ngaphambili kwiposikhadi yakho, zoba umfanekiso wendawo onqwenela ukuyindwendwela okanye iindawo oye wakonwabela ukuyindwendwela – okanye ziqambe nje eyakho iindawo yomlingo!
4. Ngasemva kwiposikhadi yakho:
 - ★ ngasekhohlo, bhalela umntu omaziyo umyalezo umbalisele ngendlela okonwabele ngayo ukutyela loo ndawo isemfanekisweni nokuba wenze ntoni na ngexesha ubulapho.
 - ★ qala umyalezo wakho ngolu hlobo: ... endimthandayo
 - ★ ungabali ukubhala ukuba lo myalezo uvela kubani na – kuwe!
 - ★ emigceni esekunene, bhala igama, ifani kunye nedilesi yomntu oyithumela kuye iposikhadi.
 - ★ kwibhloko engenanto ngentla kwedilesi, zoba isitampu sokuposa.

Front/Umphambili



Back/Umva



Nal'ibali is here to motivate and support you. **Contact us** by calling our call centre on **02 11 80 40 80**, or in any of these ways: Abakwa**Nal'ibali** bakhona ukuze bakunike inkuthazo nenkxaso. **Nxibelelana nathi** ngokufonela iziko lethu leminxeba ku-**02 11 80 40 80**, okanye nangayiphi na enye kwezi ndlela zilandelayo:



www.nalibali.org



www.nalibali.mobi



[nalibaliSA](https://www.facebook.com/nalibaliSA)



[@nalibaliSA](https://twitter.com/nalibaliSA)



[@nalibaliSA](https://www.instagram.com/nalibaliSA)



info@nalibali.org

Produced by The Nal'ibali Trust and Arena Holdings Education. Translation by Kholisa Podile. Nal'ibali character illustrations by Rico.



Drive your
imagination

The Herald

Sowetan
IN THE KNOW ON THE MOVE.

Nal'ibali