



## 10 reasons to use picture books

November is International Picture Book Month – a time to celebrate those special books that capture our imagination with their carefully chosen words and beautiful illustrations. Here are ten reasons to make picture books part of your children's reading life!



- 1. Essential resources.** Picture books are meant to be read aloud, so this makes them the perfect reading resource for sharing stories with children.
- 2. Learning how stories work.** As we read picture books to children, we can invite them to comment on the story and ask questions about it. This deepens their understanding of the story and also helps them to learn about the way in which stories and books work. This knowledge makes learning to read easier.
- 3. Talk about the book.** Reading a picture book together encourages conversations about what's happening in the story, what the characters are feeling, the meanings of words, and how what's happening in the story might relate to your children.
- 4. Developing children's language.** Picture books offer children a language feast! Through the rhythm and rhyme in many of these books, children experience the sounds of our languages. And, because picture books use fewer words than novels, the words that are chosen and how they are used, are very important. So, the rich use of language in these books develops and extends children's own use of language.
- 5. An invitation to join in.** The repetition of sentences or phrases in some picture books, allows children to join in by saying those words of the story, even before they are able to actually read them.
- 6. Learning about picture clues.** As you read picture books to children, they learn that the pictures help to tell the story and give clues to what the words are. Understanding this is essential to learning to read.
- 7. Reading pictures.** In a picture book, the illustrations are as important as the text. Reading a picture book means exploring the art in it as well. This gives children practice at interpreting pictures.
- 8. Developing empathy.** Picture books help children to learn how to step into someone else's shoes and to see life from a different perspective. Developing the ability to do this takes lots of practice, and picture books provide a place to start the process.
- 9. Safe spaces to explore.** Picture books often explore challenging questions or topics. They offer their readers opportunities to find their own answers to difficult questions, such as, "What is love?" and "Are there situations where it's okay not to tell the truth?"

- 10. Suitable for all ages.** Because picture books have fewer words in them than novels, people often think that they are only meant for young children. This is not true! Some picture books are meant to introduce very young children to stories and books. But there are also lots of picture books that appeal to older children – and even teenagers! These picture books have more complicated storylines or explore issues and ideas which older children can relate to. So, picture books are perfect for children of all ages.

## Izizathu eziyi-10 zokusebenzisa izincwadi ezinezithombe

ULwezi yiNyanga Yezizwe Ngezizwe Yezincwadi Ezinezithombe – yisikhathi sokugubha lezo zincwadi ezikhethekile ezigcina umcabango wethu uthathekile ngamagama azo akhethwe ngokucophelela kanye nemidwebo emihle. Nazi izizathu eziyishumi zokwenza ukuthi izincwadi zezithombe zibe yingxenye yempilo yokufunda yezingane zakho!

- 1. Imithombo ebalulekile.** Izincwadi ezinezithombe kumele zifundwe ngokuzwakala kakhulu, ngakho-ke lokhu kuzenza ukuthi zibe umthombo omuhle wokufunda wokwabelana ngezindaba nezingane.
- 2. Ukufunda ukuthi zisebenza kanjani izindaba.** Lapho sifundela izingane izincwadi ezinezithombe, singazimema ukuthi ziphawule ngokuphathelele nendaba nokuthi zibuze imibuzo ngayo. Lokhu kujalisa ukuqonda kwazo indaba futhi kuzisa ukuthi zifunde ngezindlela izindaba kanye nezincwadi ezisebenza ngazo. Lolu lwazi lwenza ukuthi kube lula ukufunda ukufunda okubhaliwe.
- 3. Xoxani ngencwadi.** Ukufunda ndawonye incwadi enezithombe kukhuthaza ukuxoxisana ngalokho okwenzeka endabeni, imizwa yabalingiswa, ukuthi amagama achaza ukuthini kanye nokuthi lokho okwenzeka endabeni kungahambisana kanjani nezingane zakho.
- 4. Ukuthuthukisa ulimi lwezingane.** Izincwadi ezinezithombe zihlinzeka izingane ngedili lolimi! Ngesigqi nemvumelwano okutholakala kweziningi zalezi zincwadi, izingane zizwa imisindo yezilimi zethu. Futhi, ngenxa yokuthi izincwadi ezinezithombe zisebenzisa amagama ambalwa kunamanoveli, amagama akhethiwe kanye nendlela asetshenziswa ngayo, kubaluleke kakhulu. Ngakho-ke, indlela enothile okusetshenziswa ngayo ulimi kulezi zincwadi ithuthukisa futhi yandisa ukwazi kwezingane ukusebenzisa ulimi.
- 5. Isimemo sokuthi hlalanyela nawe.** Ukuphindaphindwa kwemisho noma amabazana kwezinye izincwadi ezinezithombe, kuvumela izingane ukuthi zihlanyele nawe ngokuthi zisho lawo magama asendabeni, nangaphambi kokuthi empeleni zize zikwazi ukuwafunda.
- 6. Ukufunda ngezithombe ezinika umkhondo.** Lapho ufundela izingane izindaba ezinezithombe, zifunda ukuthi izithombe zisiza ukuxoxa indaba futhi zinikeza nomkhondo wokuthi athini amagama. Ukuqonda lokhu kubalulekile ekufundeni ukufunda okubhaliwe.
- 7. Ukufunda izithombe.** Encwadini enezithombe, imidwebo ibaluleke njengombhalo. Ukufunda incwadi enezithombe kuchaza ukujula nobuciko okukuyo imbala. Lokhu kwenza ukuthi izingane zizijwayeze ukuhumusha izithombe.
- 8. Ukuthuthukisa ukuba nozwelo.** Izincwadi ezinezithombe zisiza izingane ukuthi zifunde ukuzifaka esimweni somunye umuntu nokuthi zibone impilo ngendlela ehlukile. Ukuthuthukisa ukwazi ukwenza lokhu kuthatha ukuzijwayeza kaningi, futhi izincwadi zezithombe zihlinzeka ngendawo yokuqala lolu hlelo.
- 9. Indawo ephephile yokucubungula okuthile.** Izincwadi ezinezithombe zivamise ukujula nemibuzo noma izihloko eziyinsalelo. Zihlinzeka abafundi bazo ngamathuba okuthola izimpendulo zabo emibuzweni enzima, efana nokuthi, "Luyini uthando?" nokuthi "Ngabe zikhona yini izimo lapho kuvumeleke khona ukuthi ungalkhulumi iqiniso?"
- 10. Ukulungela yonke iminyaka yobudala.** Ngoba izincwadi ezinezithombe zinamagama ambalwa kuzona kunamanoveli, abantu bavamise ukucabanga ukuthi ziqondiswe ezinganeni ezincane kuphela. Lokhu akulona iqiniso! Ezinye izincwadi ezinezithombe zihlose ukwethula izingane ezincane kakhulu ezindabeni kanye nasezincwadini. Kodwa futhi kukhona izincwadi eziningi ezinezithombe ezibhekiswe ezinganeni ezindadlana – ngisho nakumabhungu namatshitshi imbala! Lezi zincwadi ezinezithombe zinezindaba ezilukhunyana noma zidingida izingqikithi nemibono izingane ezindadlana ezixhumana nayo. Ngakho, izincwadi ezinezithombe zilungele kahle izingane zayo yonke iminyaka yobudala.

We will be taking a break until the week of 13 January 2019. Join us then for more Nalibali reading magic!

Sizothatha ikhefu kuze kufike isonto lomhla ziye-13 kuMasingana kowezi-2019. Hlanganyela nathi ngaleso sikhathi ukuze uthole umlingo wokufunda owengeziwe kaNalibali!



Drive your imagination

Join us. Share stories in your language every day.

Hlanganyela nathi. Yabelana ngezindaba ngolimi lwakho nsuku zonke.



# The Na'ibali bookshelf



# Ishalofu lezincwadi lakwaNa'ibali


In celebration of International Picture Book Month, here are a few of the latest children's picture books published in South Africa.

## Mpumi's magic beads

**Author:** Lebohang Masango

**Illustrator:** Masego Morulane

**Publisher:** David Philip/New Africa Books



Mpumi and her friends discover the magic in her hair, and what begins as an ordinary school day in Johannesburg, is suddenly full of adventure! This is a story about friendship, self-esteem, discovery and beautiful hair. It is available in all South African languages.

Ukugubha Inyanga Yezizwe Ngezizwe Yezincwadi Ezinezithombe, nazi ezimbalwa nezakamuva izincwadi zezingane ezinezithombe ezishicilelwe eNingizimu Afrika.

## Ubuhlalu bukaMpumi obunomlingo

**Umbhali:** Lebohang Masango

**Umdwebi:** Masego Morulane

**Umshicileli:** David Philip/New Africa Books




UMpumi nabangani bakhe bathola umlingo ezinweleni zakhe, kanti lokhu okugala njengosuku olujwayelekile eGoli, ngokushesha kugcwala uhambo oluhlalayo! Lena yindaba emayelana nobungani, ukuzethemba, ukuvumbulula izinto kanye nezinwele ezinhle. Itholakala ngazo zonke izilimi zaseNingizimu Afrika.

## Goldilocks and the Three Rhinos

**Author and illustrator:** Joan Rankin

**Publisher:** Jacana Media

Goldilocks was not supposed to be in the forest alone, but she didn't always do as she was told. When she stumbles across the Rhino family's home, she unknowingly gets mixed up in their daily activities. This classic tale has been retold in an African setting. It is available in English, Afrikaans, isiXhosa and isiZulu.



## UNwelezegolide noBhejane Abathathu

**Umbhali nomdwebi:** Joan Rankin

**Umshicileli:** Jacana Media



UNwelezegolide kwakungafanele abe yedwa ehlathini, kodwa wayengavamisile ukwenza njengoba etsheliwe. Ngenkathi etholana nekhaya lomndeni kaBhejane, ngokungazi nje uzithola esehlangene nezinto abazenzayo zosuku. Le ndaba engasoze yabuna ixoxwa kabusha esizindeneni sase-Afrika. Iyatholakala ngesiNgisi, isiBhunu, isiXhosa kanye nesiZulu.

## The Singing Stone

**Author:** Wendy Hartmann

**Illustrators:** Chantelle and Burgen Thorne

**Publisher:** Jacana Media



A young girl has a beautiful stone that her parents gave to her when she was born. When she holds this stone and sings, everyone in the village stops to listen. But when she is tempted by an old woman to sing songs that can control the wind and the ocean, things go wrong. With her brothers and all the other fishermen lost at sea, will she be able to undo the things that she has done? This book is available in English, Afrikaans, isiXhosa and isiZulu.

## Itshe Lokucula

**Umbhali:** Wendy Hartmann

**Abadwebi:** Chantelle noBurgen Thorne

**Umshicileli:** Jacana Media





Intombazana inetshe elihle abazali bayo abayinika lona ngenkathi izalwa. Uma ibamba leli tshe bese iyacula, wonke umuntu emzini lo uyama alalele. Kodwa kuthi uma ilingwa yisalukazi ukuthi icule izingoma ezikwazi ukulawula umoya kanye nolwandle, izinto zibhede. Njengoba abafowabo kanye nabanye abadobi bezinhlanzi belahlekile olwandle, ngabe izokwazi yini ukuphendula izinto ezenzile? Le ncwadi itholakala ngesiNgisi, isiBhunu, isiXhosa kanye nesiZulu.

## Anna Carries Water

**Author:** Olive Senior

**Illustrator:** Laura James

**Publisher:** Jacana Media



Anna fetches water from the spring every day, but she can't carry it on her head like her older brothers and sisters. In order to achieve her goal, Anna has to overcome her fear. This family story shows young readers the power of determination. It is available in English, Afrikaans, isiXhosa and isiZulu.

## U-Anathi Uthwala Amanzi

**Umbhali:** Olive Senior

**Umdwebi:** Laura James

**Umshicileli:** Jacana Media







U-Anathi ukha amanzi emthonjeni nsuku zonke, kodwa akakwazi ukuwathwala ekhanda njengabafowabo nodadewabo abadadlana. Ukuze kufezuke inhloso yakhe, u-Anathi kumele ehlule ukwesaba kwakhe. Le ndaba yomndeni ikhombisa abafundi abancane amandla okuzimisela. Iyatholakala ngesiNgisi, isiBhunu, isiXhosa kanye nesiZulu.

## I am earth and I am water

**Author and illustrator:** Thembinkosi Kohli

**Publisher:** David Philip/New Africa Books

These picture books encourage readers to connect with the world we live in. The bright and cheerful illustrations and short pieces of text, explain not only the wonder of water and the earth, but also their importance in our everyday lives. These books are available in all South African languages.



## Ngingumlaba kanye nethi Ngingamanzi

**Umbhali nomdwebi:** Thembinkosi Kohli

**Umshicileli:** David Philip/New Africa Books

Lezi zincwadi zezithombe zikhuthaza abafundi ukuthi baxhumane nomhlaba esiphila kuwo. Imidwebi egqamile nethokozisayo kanye neziqephu ezimfushane zokubhaliwe, akuchazi kuphela isimanga samanzi nomhlaba, kodwa nokubaluleka kwakho empilweni yethu yansuku zonke. Lezi zincwadi zitholakala ngazo zonke izilimi zaseNingizimu Afrika.



Drive your imagination

# Celebrate picture books!

Bring picture book stories to life with your children by doing some of these activities together.

**Write a review.** Ask your children to decide what their favourite picture book is and encourage them to think about what makes it their favourite. Let them cut paper into heart shapes that are big enough to write on. Then suggest that they write the title of the book and the author's and illustrator's names on one side of the heart. On the other side, invite them to write a review saying why this particular book is their all-time favourite! (You can adapt this activity for younger children, by cutting the heart shapes for them and writing down what they tell you about their favourite book.)



# Bungaza izincwadi zezithombe!

Nika impilo izindaba zencwadi enezithombe nezingane zakho ngokwenza eminye yale misebenzi ndawonye.

**Bhala iqoqa elihlaziyayo.** Cela izingane zakho zinqume ukuthi iyiphi incwadi yazo enezithombe eziyikhonzile bese uzikhuthaza ukuthi zicabange mayelana nokuyenza ibe ngezikhonzile. Mazisike iphepha libe yizimo eziyinhliyo ezinkulu ngokwanele ukuthi ungakwazi ukubhala kuzo. Emva kwalokho phakamisa ukuthi zibhale isihloko sencwadi namagama, elombhali nelomdwebi ohlangothini olulodwa lwenhliyo. Ngakolunye uhlangothi, zimeme ukuthi zibhale iqoqa elihlaziyayo zisho ukuthi kungani le ncwadi kuyincwadi eziyohlala ziyikhonzile! (Ungawugugugula lo msebenzi ezinganeni ezincanyana, ngokuzisikela izimo eziyinhliyo bese ubhala phansi lokho ezizokutshela khona ngencwadi yazo eziyikhonzile.)

**Act out the story.** Choose a well-loved story with exciting characters and a strong story line. With your children, write down what each character says and let them choose who they want to be! Provide story props, like pieces of fabric, hats, shoes or scarves and act out the story together.



**Lingisa indaba.** Khetha indaba ethandwa kakhulu enabalingiswa abathokozisayo kanye nendaba exoxwayo emnandi ngempela. Unezingane zakho, bhala phansi lokho okushiwo wumlingiswa ngamunye bese uziyeka zikhethe ukuthi zifuna ukuba ngubani! Hlinzeka ngezinsiza zokubonisa indaba, njengeziqephu zendwangu, izigqoko, izicathulo noma izikhafu bese nilingisa indaba nindawonye.

**Create a name book.** Do this with younger children or invite older children to make a book for a younger family member. Write each letter of your child's name on a separate sheet of paper. Then let your children draw or find pictures of their favourite things for each letter of their name, for example, for the letter B: a banana, a ball and a book.



**Yakha incwadi yamagama.** Yenza lokhu nezingane ezincanyana noma umeme izingane ezindadlana ukuthi zenze incwadi ziyenzele ilungu lomndenilincanyana. Bhala uhlamvu ngalunye lwegama lengane yakho esiqeshini esahlukile sephepha. Emva kwalokho izingane zakho mazidweba noma zithole izithombe zezinto eziyikhonzile kulolo nalolo hlamvu lwegama lazo, ukwenza isibonelo nje, ohlamvini N: inantshi, unodoli kanye nencwadi.



**Try a new book.** Choose a picture book that none of you has read before. Read the title together. Then page through the book, and while looking at the pictures, tell your own story to go with them. Afterwards, read the story that the author wrote. How was the story you told similar and/or different to the one that the author wrote?



**Zama incwadi entsha.** Khetha incwadi yezithombe engakaze ifundwe nangoyedwa wenu phambilini. Fundani isihloko ndawonye. Emva kwalokho pheqapheqa incwadi, ngenkathi nibuka izithombe, xoxa eyakho indaba ehambisana nazo. Ngemva kwesikhashana, funda indaba umbhali ayibhalile. Ngabe indaba oyibhalile ibifana futhi/noma yehluke kanjani kuleyo ebhalwe ngumbhali?

**Have a picture-book party.** Plan to have a "We love picture books" party. Display the heart-shaped book reviews your children wrote for everyone to read and ask your guests to bring along a few picture books. Make some extra blank hearts so that your guests can write their own reviews if they want to. Invite everyone to read their favourite books to each other. (Younger children can use the pictures in a book to retell the story.) Here are some other activities you could do at the party.

- ★ Paint new covers for or scenes from your favourite picture books.
- ★ Make finger puppets or story props to retell a story from a picture book.
- ★ Create your own picture-book stories.
- ★ Dress up as your favourite story characters.
- ★ Act out a picture-book story.

**Yiba nomcimbi wencwadi yezithombe.** Hlela umcimbi othi, "Sithanda izincwadi zezithombe". Khombisa amaqoqa okuhlaziya izincwadi anezimo zenhliyo izingane zakho eziwabhalile ukuze kufunde wonke umuntu bese ucela izihambeli zakho ukuthi zize nezincwadi ezimbalwa ezinezithombe. Yenza izinhliyo ezengeziwe ezingenalutho, ukuze izivakashi zakho zibhale awazo amaqoqa ahlaziyo uma zifuna. Cela wonke umuntu afundele abanye incwadi ayikhonzile. (Izingane ezincanyana zingasebenzisa izithombe ezisencwadini ukuxoxa kabusha indaba.) Nayi eminye yemisebenzi ongayenza emcimbini.

- ★ Penda amakhava amasha noma iziqephu eziphuma ezincwadini zakho ezinezithombe ozikhonzile.
- ★ Yenza onodoli abasaminwe noma izinsiza zokuxoxa indaba ukuze uxoxe kabusha indaba ephuma encwadini enezithombe.
- ★ Zakhele eyakho incwadi yezindaba enezithombe.
- ★ Gqoka njengabalingiswa bakho bendaba obakhonzile.
- ★ Lingisa indaba yencwadi enezithombe.

Keep the picture books that you love the most. One day when you are an adult, you will open them up again, and how you felt as a child will come flooding back to you!  
Niki Daly

Gcina izincwadi ezinezithombe ozithanda ngokudlulele. Ngolunye usuku uma usumdala, uyophinda uzivule futhi, nokuthi wawuzizwa kanjani njengengane kuzophinda kubuye kuwe njengezikhukhula!  
nguNiki Daly



# Get story active!

Here are some ideas for using the two cut-out-and-keep picture books, *Frederick* (pages 5, 6, 7, 8, 11 and 12) and *Can you?* (pages 9 and 10), as well as the Story Corner story, *The lion and the monkey* (page 14). Choose the ideas that best suit your children's ages and interests.



## Frederick

A family of mice are working hard to gather what they will need for the coming winter. But Frederick doesn't seem to be helping and the other mice get cross with him. However, during the long cold winter, Frederick proves that what he has to share is just as useful as the things they gathered.

- ✿ After you have read the story to your children, discuss these questions or other ones that interest them.
  - ✿ What food would you choose to collect for the winter and why?
  - ✿ What do you think of what Frederick does and doesn't do?
  - ✿ Which of these do you think is the most important: food, words or stories? Why do you think that?
- ✿ Provide your children with playdough, bottle tops, stones, leaves, seeds, shells and sticks. Let them use these to recreate scenes from the story.
- ✿ Encourage your children to use playdough to make mice and then to use them to tell stories of their own.
- ✿ Together write down ideas for what a mouse's house might look like and have in it.
- ✿ Encourage your children to make little storybooks on tiny pieces of paper for the mice in the story.



## Can you?

On each page of this book, the children do different fun actions that will make the reader smile! The repetition and humour make this book highly suitable for younger children.

- ✿ As you read the story, invite your children to try doing the actions. Which ones do they enjoy doing the most?
- ✿ After you have read the story, invite your children to look at the pictures again. This time draw their attention to the cat and talk about what the cat is doing in each of the pictures.
- ✿ Use paper and a stapler or string to make blank books. Offer these to your children so that they can create their own "Can you?" or "I can ..." books. Encourage them to read their finished books to you and each other.



## The lion and the monkey

The lion, who has been trapped in a hunter's pit, begs a passing monkey for help. The monkey doesn't trust the lion, but finally the lion persuades him to hang his tail into the pit so that the lion can pull himself out. The problem is that once the lion is out of the pit, he won't let go of the monkey's tail! The monkey knows he is in terrible danger, but a clever old woman comes to his rescue.

- ✿ After you have read the story, talk to your children about the lessons they think the lion should have learnt from what happened. Then encourage them to write a letter to the lion to remind him of these things.
- ✿ Use paper plates, scissors, paper, paint and glue to create lion and monkey masks. Use sticky tape to attach them to long sticks. Then have fun acting out the story with your masks.



# Yenza indaba ihlabe umxhwele!

Nanka amanye amacebo okusebenzisa izincwadi ezimbili ezinezithombe ozisika uzikhiphe bese uzigcina, *UMfumu* (amakhasi 5, 6, 7, 8, 11 nele-12) kanye nethi, *Ungakwazi?* (amakhasi 9 nele-10), kanye nendaba yeKhona Lezindaba ethi, *Ibhubesi nenkawu* (ikhasi le-15). Khettha imiqondo ehambisana kangcono neminyaka kanye nalokho okuthandwa yizingane zakho.

## UMfumu

Umndeni wamagundane usebenza kanzima uqoqa lokho azokudinga ngobusika obuzayo. Kodwa uMfumu ubonakala engasizi, amanye amagundane bese ayamthukuthelela. Kanti-ke, ngesikhathi sobusika obude obubandayo, uMfumu ukhombisa ukuthi lokho okumele abelane ngakho kubaluleke ngokufanayo nezinto abaziqoqile.

- ✿ Ngemuva kokufundela izingane zakho indaba, xoxisanani ngale mibuzo noma eminye nje eziyithandayo.
  - ✿ Kudla kuni ongakhetha ukukuqoqela ubusika, futhi kungani?
  - ✿ Yini okucabangayo ngokwenziwa nguMfumu kanye nangakwenzi?
  - ✿ Yikona kuphi kulokhu ocabanga ukuthi kubaluleke kakhulu: ukudla, amagama noma izindaba? Kungani ucabanga kanjalo?
- ✿ Hlinzeka izingane zakho ngenhlama yokudlala, izivalo zamabhodlela, amatshe, amaqabunga, izinhlamvu zembewu, amagobolondo kanye nezindukwana. Mazisebenzise lokhu ukwakha kabusha izigameko eziphuma endabeni.
- ✿ Khuthaza izingane zakho ukuthi zisebenzise inhlama yokudlala ukwenza amagundane bese uwasebenzisa ukuxoxa izindaba zazo.
- ✿ Nindawonye bhalani phansi imibono ngendlu yegundane ukuthi ingase ibukeke kanjani futhi ibe nani ngaphakathi.
- ✿ Khuthaza izingane zakho ukuthi zenze izincwadi zezindaba eziqeshaneni zephapha zamagundane asendabeni.

## Ungakwazi?

Ekhasini ngalinye lale ncwadi, izingane zenza iminyakazo ethokozisayo eyahlukene ezokwenza umfundi amatheke! Ukuphinda kanye nokuhlekisa kwenza le ncwadi ilungele kakhulu izingane ezincanyana.

- ✿ Ngesikhathi ufunda indaba, tshela izingane zakho ukuthi zizame ukwenza iminyakazo. Yimiphi zona eziyithokozela kakhulu?
- ✿ Ngemuva kokuthi usuyifundile incwadi, tshela izingane zakho ukuthi ziphinde zibuke izithombe. Kulesi sikhathi yenza ukuthi zinake ikati bese nikhuluma ngalokho okwenziwa yikati kuleso naleso sithombe.
- ✿ Sebenzisa iphepha kanye nomshini wokuqhanela noma nentambo ukwenza izincwadi ezingabhalwe lutho. Nikezela ngalokho ezinganeni zakho ukuze zikwazi ukuzenzela izincwadi ezithi, "Ungakwazi?" noma "Ngingakwazi ...". Zikhuthaze ukuthi zikufundele izincwadi zazo eseziphelile zibuye ziphinde zifundelane zodwa.

## Ibhubesi nenkawu

Ibhubesi elingakwazi ukuphuma emgodini ojulile womcuphi ongumzingeli, lincenga inkawu edlulayo ukuthi ilizise. Inkawu ayilethembi ibhubesi, kodwa ibhubesi ligcina likwazile ukwenza inkawu yehlisele umsila wayo emgodini ukuze libambebele kuwo liphume ngawo. Inkinga isekutheni uma ibhubesi seliphumile emgodini, aliwudedeli umsila wenkawu! Inkawu iyazi ukuthi isenkingeni enkulu, kodwa isindiswa isalukazi esihlakaniphile.

- ✿ Ngemuva kokuthi usuyifundile indaba, khuluma nezingane zakho ngezifundo ezicabanga ukuthi ibhubesi kumele ngabe lizifundile kulokho okwenzekile. Emva kwalokho zikhuthaze ukuthi zibhalele ibhubesi incwadi ukuze zilikhumbuze ngalezi zinto.
- ✿ Sebenzisani amapleti, izikele, iphepha, upende neglu ukuze nenze amamaskhi ebhubesi nenkawu. Sebenzisani itheyiphu yokunamathiselela ukuze niwanamathisele ezindukwini ezinde. Zithokoziseni nilingise indaba nisebenzisa amamaskhi enu.

## Create TWO cut-out-and-keep books

### Can you?

1. Tear off page 9 of this supplement.
2. Fold the sheet in half along the black dotted line.
3. Fold it in half again along the green dotted line to make the book.
4. Cut along the red dotted lines to separate the pages.

### Frederick

1. To make this book use pages 5, 6, 7, 8, 11 and 12.
2. Keep pages 7 and 8 inside the other pages.
3. Fold the sheets in half along the black dotted line.
4. Fold them in half again along the green dotted line to make the book.
5. Cut along the red dotted lines to separate the pages.



## Zenzele ezakho izincwadi EZIMBILI ozosisika uzikhiphe bese uzigcina

### Ungakwazi?


1. Dabula ikhasi lesi-9 lalesi sithasiselo.
2. Songa iphepha libe nguhhafu ngokulandela umugqa wamachashazi amnyama.
3. Lisonge libe nguhhafu futhi ulandele umugqa wamachashazi aluhlaza okotshani ukuze wenze incwadi.
4. Sika ulandele imigqa yamachashazi abomvu ukwehlukanisa amakhasi.

### UMfumu

1. Ukuze wenze le ncwadi sebenzisa amakhasi 5, 6, 7, 8, 11 nele-12.
2. Gcina ikhasi lesi-7 kanye nelesi-8 ngaphakathi kwamanye amakhasi.
3. Songa amaphepha abe nguhhafu ngokulandela umugqa wamachashazi amnyama.
4. Asonge abe nguhhafu futhi ulandele umugqa wamachashazi aluhlaza okotshani ukuze wenze incwadi.
5. Sika ulandele imigqa yamachashazi abomvu ukwehlukanisa amakhasi.




Drive your imagination



Ekuqaleni kwakukuningi ukudla,  
amagundane exoxa ngezimpungusho  
ezizizilima namakati aqhaphile.  
Babengumndeni ojabule.

In the beginning there was lots to eat, and  
the mice told stories of foolish foxes and silly  
cats. They were a happy family.



Izinsuku zobusika zafika, kwathi lapho  
iqhwa liqala likhithika, omahlanu  
amagundane angena cyocasha  
emgodini wawo ematsheni.

The winter days came, and when the first  
snow fell the five little field mice took to their  
hideout in the stones.



We publish what we like


This is an adapted version of *Frederick* published by Jacana Media and available in bookstores and online from [www.jacana.co.za](http://www.jacana.co.za). This story is available in English, Afrikaans, isiXhosa, isiZulu and Sesotho. Jacana publishes books for young readers in all eleven official South African languages. To find out more about Jacana titles go to [www.jacana.co.za](http://www.jacana.co.za).

Lapha ibhalwe kabusha indaba ethi, *UMfumfu*, eyashicilelwa ngabakwa-Jacana Media kanti itholakala ezitolo zamabhuku kanye nakusizindalwazi ekhelini elithi: [www.jacana.co.za](http://www.jacana.co.za). Le ndaba iyatholakala futhi ngesiNgisi, isiBhunu, isiXhosa, isiSotho nesiZulu. Abakwa-Jacana bashicilela amabhuku abafundi abasha ngazo zonke izilimi ezisemthethweni zaseNingizimu Afrika. Ukuthola ulwazi ngezihloko ze-Jacana ngena ku: [www.jacana.co.za](http://www.jacana.co.za).

© Jacana Media (World rights) Tel: 011 628 3200



Nal'ibali is a national reading-for-enjoyment campaign to spark and embed a culture of reading across South Africa. For more information, visit [www.nalibali.org](http://www.nalibali.org) or [www.nalibali.mobi](http://www.nalibali.mobi)




UNal'ibali umkhankaso kazwelonke wokufundela ukuzithokozisa wokokhela inhlansi nokuzinzisa isiko lokufunda eNingizimu Afrika yonkana. Ukuze uthole eminye imininingwane, vakashela ku-[www.nalibali.org](http://www.nalibali.org) noma ku-[www.nalibali.mobi](http://www.nalibali.mobi)




## Frederick UMfumfu



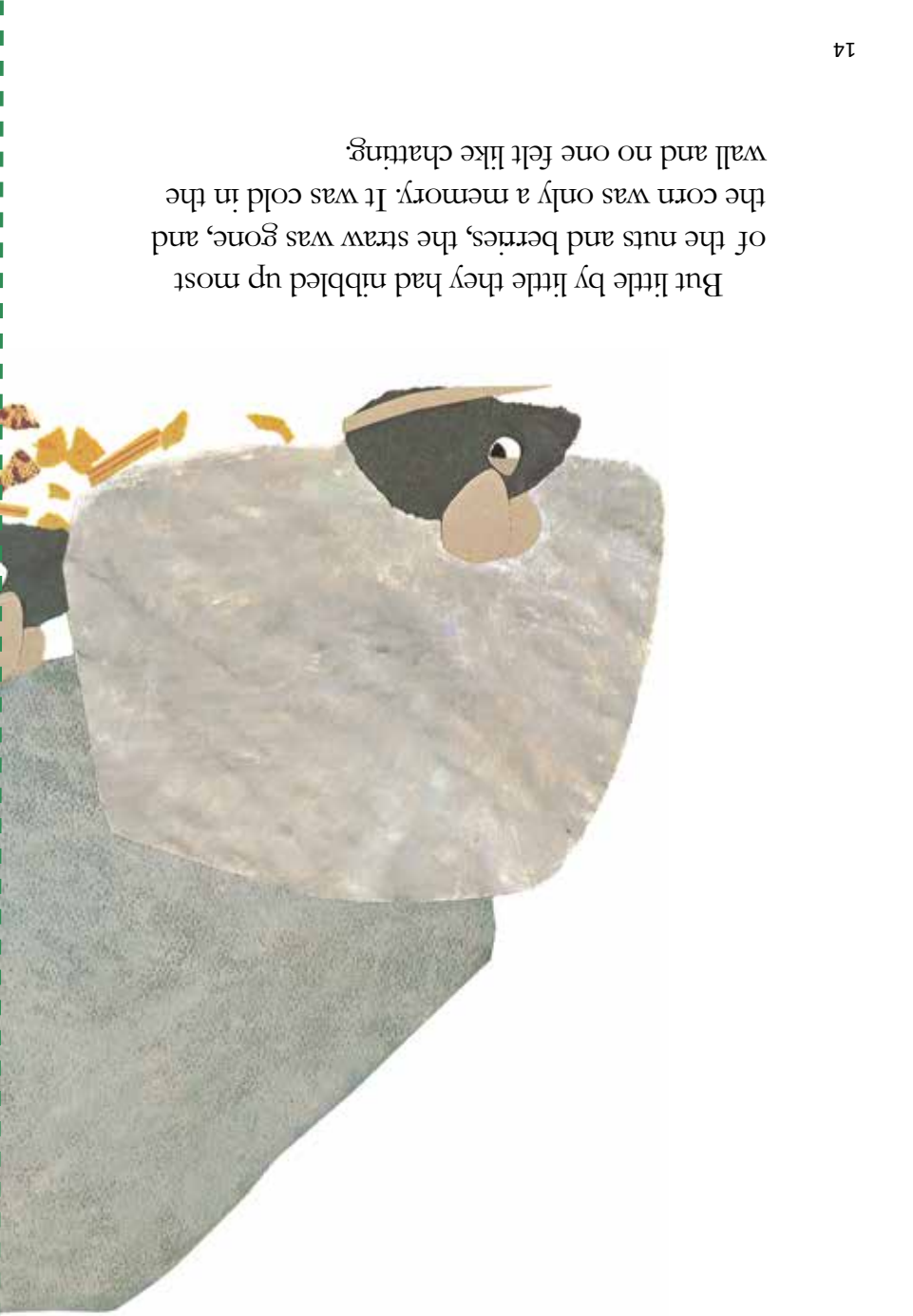
Leo Lionni  
Ndabayakhe William Zulu



And once Frederick seemed half asleep,  
“Are you dreaming, Frederick?” they asked  
reproachfully.  
But Frederick said, “Oh no, I am gathering  
words. For the winter days are long and many,  
and we’ll run out of things to say.”  
Ngenye inkathi uMfumu wabonakala  
sengathi ule. “Ingabe uyaphupha, Mfumu?”  
kubuza amagundane emthethisa.  
Kodwa uMfumu wathi, “Chabo, ngiqoga  
amazwi. Izinsuku zobusika zinde ziningi,  
siyogcina singenakho esiyokusho.”



All along the meadow where the cows  
grazed and the horses ran, there was an old  
stone wall.  
Okhalweni okwakudla kulo izinkomo  
namahashi egabavula, kwakukhona  
umthangala wamatshe omdala.



But little by little they had nibbled up most  
of the nuts and berries, the straw was gone, and  
the corn was only a memory. It was cold in the  
wall and no one felt like chatting.

Frederick blushed, took a bow, and said shyly,  
“I know it.”

Bachachamba ubuso bukaMfumu, wagoba  
kancane wathi, enamahloni, “Ngiyazi.”

Kancane kancane amagundane ayesequngqule  
amanathi namajikijolo amaningi, utshani base buphelle  
nommbila wabe ungasaziwa. Kwase kubanda kulolu  
bonda ayehlala kulo futhi kungasekho osafuna ukuxoxa.



When Frederick had finished, they  
all applauded.

“But Frederick,” they said, “you are  
a poet!”

Lapho uMfumfu eseqedile, onke  
ashaya ihlombe.


“Kodwa Mfumfu,” kusho wona,  
“wena uyimbongi!”




In that wall, not far from the barn  
and the granary, a chatty family of field  
mice had their home.

Kulowo mthangala oseduze  
nenqolobane nesilulu, umndeni  
wamagundane onomsindo wawakhe  
umuzi wawo.





Kwakuthi laphe amanye amagundane ebona uMfumu  
ehlezi ebheke okhalweni, athi, “Kwenzenjani-ke  
manje, Mfumu?”  
“Ngigqoka imibala,” kuphendula uMfumu  
kalula nje. “Njengoba ubusika bumpunga.”



“Then they remembered what Frederick had said  
about sun rays and colours and words.  
“What about *your* supplies, Frederick?” they asked.  
Abe esekhumbula okwashiwo  
nguMfumu ngemisebe yelanga,  
imibala namazwi.  
“Kuphi osibekela khona,  
uMfumu?” kubuza  
amagundane.

But the farmers had moved away, the barn was  
abandoned, and the granary stood empty. And since  
winter was not far off, the little mice began to gather  
corn and nuts and wheat and straw. They all worked  
day and night.  
All – except Frederick.

“Amazwi-ke wona, Mfumu?”  
UMfumu washaya isikhwehlela, wathi ukulinda  
kancane kungathi usesiteji, wabe esethi:



“Ngubani ofafaza umkhithiko? Ngubani  
oncibilikisa iqhwa?  
Ngubani ophazamisa isimo sezulu? Ngubani owenza  
isimo sezulu sibe sihle?  
Ngubani okhulisa uk-lova onamacembe amane  
ngoNhlanguvana?  
Ngubani ofiphaza imini? Ngubani okhanyisa inyanga?  
Ngamagundane amane amancane ahlala esibhakabhakeni.  
Amagundane amane amancane ... njengani nami.  
Elinye yiGundane leNtwasahlobo elivulela imvula.  
Bese kuza eleHlobo elipenda izimbali.  
Elinye liGundane leKwindla eliletha amanathi nokolweni.  
UBusika obokugcina ... nezinyawana zabo ezibandayo.  
Asinayo inhlahla yokuthi lezi zinkathi zine nje kuphela?  
Ake nicabange ngonyaka ongenayo eyodwa yalezi  
zinkathi ... noma oneyodwa eyengeziwe.”

tickle tickle tickle  
kita kita kita



Tickle your tummy  
Kitaza isisu

wiggle wiggle wiggle  
nyaka nyaka nyaka



Wiggle your nose  
Nyakazisa ikhala



This is an adapted version of *Can you?* published by New Africa Books and available in bookstores and online from [www.loot.co.za](http://www.loot.co.za) and [www.takealot.com](http://www.takealot.com). This story is available in the eleven official South African languages and is part of the New African Stories series – a series of beautifully illustrated children's stories collected from across Africa.

Lena yindaba eguquliwe ethi, *Ungakwazi?* eshicilelwe ngabakwaNew Africa Books futhi etholakala ezitolo zezincwadi nakuzizindalwazi ku-[www.loot.co.za](http://www.loot.co.za) naku-[www.takealot.com](http://www.takealot.com). Le ndaba itholakala ngezilimi eziyishumi nanye ezisemthethweni zaseNingizimu Afrika kanti iyingxenywe yochungechunge okuthiwa Izindaba Ezinsha Zase-Afrika – okuwuchungechunge lwezindaba zezingane ezinemidwebo emihle eziqoqwe e-Afrika yonkana.

**dp davidphilip**  
Trading as **New Africa Books**

Nal'ibali is a national reading-for-enjoyment campaign to spark and embed a culture of reading across South Africa. For more information, visit [www.nalibali.org](http://www.nalibali.org) or [www.nalibali.mobi](http://www.nalibali.mobi)




UNal'ibali umkhankaso kazwelonke wokufundela ukuzithokozisa wokokhela inhlansi nokuzinzisa isiko lokufunda eNingizimu Afrika yonkana. Ukuze uthole eminye imininingwane, vakashela ku-[www.nalibali.org](http://www.nalibali.org) noma ku-[www.nalibali.mobi](http://www.nalibali.mobi)

## Can you? Ungakwazi?




Carole Bloch  
Wendy Hardie

stamp stamp stamp  
oxo oxo oxo




Stamp your feet  
Gxoba ngezinyawo

Shrug your shoulders  
Qhikiza amahlombe



shrug shrug shrug  
qhiki qhiki qhiki

shake shake shake  
nyaka nyaka nyaka





Shake your body  
Nyakazisa umzimba

Wave goodbye  
Vayisa uvalelise



wave wave wave  
vayi vayi vayi



And when they saw Frederick sitting there, staring at the meadow, they said, "And now, Frederick?"  
 "I gather colours," answered Frederick simply.  
 "For winter is grey?"

"And the words, Frederick?"


Frederick cleared his throat, waited a moment, and then, as if from a stage, he said:


"Who scatters snowflakes? Who melts the ice?  
 Who spoils the weather? Who makes it nice?  
 Who grows the four-leaf clovers in June?  
 Who dims the daylight? Who lights the moon?  
 Four little field mice who live in the sky.  
 Four little field mice ... like you and I.  
 One is the Springmouse who turns on the showers.  
 Then comes the Summer who paints in the flowers.  
 The Fallmouse is next with walnuts and wheat.  
 And Winter is last ... with little cold feet.  
 Aren't we lucky the seasons are four?  
 Think of a year with one less ... or one more!"



Kodwa abalimi babengasahlali khona, inqolobane nesilulu esingasenalutho sekusele kodwa. Njengoba ubusika base busondele nje, amagundane aqala ukuqoqa ummbila, amanathi, ukolweni notshani.

Onke asebenza ubusuku nemini ngaphandle kukaMfumfu.





“Frederick, why don’t you work?” they asked.  
 “I do work,” said Frederick. “I gather sun rays for the cold dark winter days.”

“Mfumfu, yini wena ungasebenzi?” kubuza amanye amagundane.  
 “Ngiyasebenza,” kusho uMfumfu. “Ngiqoqa imisebe yelanga ngenzela izinsuku zobusika ezibandayo nezinobumnyama.”



“Close your eyes,” said Frederick, as he climbed onto a big stone. “Now I send you the rays of the sun. Do you feel how their golden glow . . . ?”  
 And as Frederick spoke of the sun the four little mice began to feel warmer. Was it Frederick’s voice? Was it magic?

“Valani amehlo enu,” kusho uMfumfu ekhwela etsheni elikhulu. “Manje ngithumelela imisebe yelanga. Niyakuzwa ukufudumala kwayo okusagolide . . . ?”  
 Ngenkathi uMfumfu ekhuluma ngelanga, amagundane amane azizwa efudumala. Ingabe kwakuyizwi likaMfumfu lelo? Ingabe umlingo?

“And how about the colours, Frederick?” they asked anxiously.

“Close your eyes again,” Frederick said. And when he told them of the blue periwinkles, the red poppies in the yellow wheat, and the green leaves of the berry bush, they saw the colours as clearly as if they had been painted in their minds.

“Iphi pho imibala, Mfumfu?” kubuza amagundane ngokulangazelela.

“Valani amehlo futhi,” kusho uMfumfu. Kwathi lapho ebaxoxela ngezimbali zamapheriwink-li eziluhlaza okwesibhakabhaka nezamaphophi ezibomvu ensimini kakolweni osagolide, namaqabunga aluhlaza ezihlahla zamajikijolo, amagundane ayibona ngokucacile le mibala kwaba sengathi ipendwe emiqondweni yawo.



## Reading club corner

As 2018 comes to an end, it is good to look back on the year! It's a time to remember the fun you have had together at your reading club and to celebrate its achievements. Here are some ideas to help plan and run an end-of-year reading club celebration!

1.

### Decide what you are celebrating.

What will you celebrate? Here are some suggestions. Celebrate:

- ★ your club's achievements, both big and small.
- ★ the contribution each member has made to your club.
- ★ the contributions your club has made to the wider community.

2.

### Plan the event.

- ★ Involve all the volunteers in the planning.
- ★ Decide on the date, time and venue of your event. Choose a venue that is safe and easy for everyone to get to. If it is indoors, choose a venue that you can decorate, like a church hall or community hall, or a classroom.
- ★ Choose a theme for your event and decide how you will decorate the venue.
- ★ Decide whether you will give out certificates to club members for attendance and/or special achievements.
- ★ Decide what entertainment there will be.
- ★ Decide how you will let everyone know about the event – and how they will let you know if they are coming.

#### Entertainment ideas

- Storytelling and poetry reading by club members or adults
- Acting out a story
- Face painting
- Games
- Songs

#### Ideas for decorating an indoor venue

- Colourful paper chains made by the children
- Balloons
- The children's art and drawings
- Cardboard face masks of story characters made by the children
- Posters
- Book reviews written by the children

3.

### Involve others.

- ★ Invite other adults to help at the event. Remember to invite the children's parents and other caregivers, teachers, librarians and school principals so that they can support and promote your reading club in 2019!
- ★ Ask local businesses to donate snacks, drinks and other items for the event. Or ask them to donate money so that you can buy the things you need.
- ★ Remember to organise a team to clean up the venue after the event.

#### Things you might need

- Invitations
- Certificates
- Decorations for the venue
- Tables for the snacks and cooldrink
- Chairs or blankets to sit on
- A sound system, if your venue is very large or outdoors
- Snacks and drinks
- Bags to put rubbish in and other materials for cleaning up afterwards

4.

### Draw up a programme for the event.

- ★ Have a start and finish time for each item on the programme.
- ★ A good programme has a welcome speech (about 5 minutes) and a short talk (no more than 15 minutes) about the club's highlights for the year as well as plans for the next year. Decide who these speakers will be. Think about including older children as speakers.
- ★ If you are handing out certificates, allow time for this and decide who will do it.
- ★ You'll need plenty of time for everyone to enjoy the entertainment and snacks.

## Ikhona lethimba lokufunda

Njengoba owezi-2018 usufika ekupheleni, kuhle ukubheka emuva onyakeni! Yisikhathi sokukhumbula injabulo enibe nayo ndawonye ethimbeni lakho lokufunda kanye nokugubha izinzuzo zalo. Nanka amanye amacebo azokusiza ukuhlela nokuphatha umgubho wethimba lokufunda wokuphela konyaka!

1.

### Nqumani ukuthi yini eniyigubhayo.

Yini enizoyigubha? Nazi ezinye zeziphakamiso. Gubhani:

- ★ izinzuzo zethimba lakho, ezinkulu nezincane.
- ★ iqhaza elibanjwe yilunga ngalinye ethimbeni lakho.
- ★ iqhaza elibanjwe yithimba lakho emphakathini ngobubanzi.

2.

### Hlela umcimbi.

- ★ Bandakanya bonke abenza ngokuzithandela ngesikhathi sokuhlela.
- ★ Nquma ngosuku, isikhathi kanye nendawo yomcimbi. Khethe indawo ephephile nelula kuwonkewonke ukuthi afinyelele kuyo. Uma kungaphakathi, khethe indawo ongakwazi ukuyihlobisa, njengeholo lesonto noma lomphakathi, okukanye ikilasi.
- ★ Khethe indikimba yomcimbi wakho bese unquma ukuthi nizoyihlobisa kanjani indawo.
- ★ Nquma ukuthi uzokhipha unikeze izitifiketi kumalunga ethimba ngokuza, kanye/noma ngokuzuba okukhethekile.
- ★ Nquma ukuthi yikuphi okokujabulisa okuzoba khona.
- ★ Nquma ukuthi uzobazisa kanjani bonke abantu mayelana nomcimbi – nokuthi bazokwazisa kanjani ukuthi bayeza na.

#### Amacebo okujabulisayo

- Ukuxoxa izindaba kanye nokuhaya izinkondlo ngamalunga ethimba noma abadala
- Ukulingisa indaba
- Ukuzipenda ubuso
- Imidlalo
- Amaculo

#### Amacebo okuhlobisa indawo engaphakathi

- Uchungechunge lwamaphepha emibala egqamile olwenziwe yizingane
- Amabhaluni
- Ubuciko nemidwebo yezingane
- Izifihlabuso zamakhadibhodi zabalingiswa bendaba ezenziwe yizingane
- Amaphosta
- Amaqoqa ahlaziya izincwadi abhalwe yizingane

3.

### Bandakanya nabanye.

- ★ Mema abanye abadala ukuthi basize emcimbini. Khumbula ukumema abazali bezingane kanye nabanye abanakekeli, othisha, osomtapo bezincwadi kanye nothishanhlolo bezikole ukuze bakwazi ukweseka nokukhangisa ithimba lakho lokufunda ngowezi-2019!
- ★ Cela amabhizinisi endawo ukuthi axhase ngamasinekh, iziphuzo nezinye izinto zomcimbi. Noma ubacele banikele ngemali ukuze niithenge izinto enizidingayo.
- ★ Khumbula ukuhlanganisa ithimba elizohlanza indawo ngemuva komcimbi.

4.

### Yakha uhlelo lomcimbi.


- ★ Yiba nesikhathi sokuqala nesokuphela entweni ngayinye esohlelweni.
- ★ Uhlelo lomcimbi oluhle luba nenkulumo yokwamukela (imizuzu engacishe ibe mi-5) kanye nenkulumo emfushane (engekho ngaphezu kwemizuzu eyi-15) mayelana nokugqamile ethimbeni nonyaka kanye nezinhlelo zonyaka olandelayo. Nquma ukuthi lezi zikhulumi kuzokuba ngobani. Cabanga ngokubandakanya izingane ezindadlana njengezikhulumi.
- ★ Uma ngabe unikezela ngezitifiketi, beka isikhathi sokwenza lokhu bese unquma ukuthi ngubani ozokwenza.
- ★ Uzodinga isikhathi esiningi ukuze wonke umuntu ezothokozela okokujabulisa kanye namasinekh.

#### Izinto ongase uzidinge

- Izimemo
- Izitifiketi
- Imihlobiso yendawo
- Amatafula amasinekh kanye neziphuzo
- Izitulo noma izingubo okuzohlalwa phezu kwazo
- Izinsimbi eziphakamisa umsindo, uma ngabe indawo yakho inkulu kakulu noma kuphandle
- Amasinekh kanye neziphuzo
- Izikhwama zokufaka izibi kanye nezinye izinto zokuhlanza ngemuva komcimbi

# The lion and the monkey

By Ikeogu Oke ★ Illustrations by Jiggs Snaddon-Wood



One day Grandpa wanted to teach us a lesson about trust and gratitude, so he told us a story about the lion and the monkey ...

The lion and the monkey lived in a thick jungle. The lion roamed the jungle floor, while the monkey lived in the treetops. One day the lion saw some meat on top of a banana leaf on the jungle floor. "There's a free and easy meal for me," he thought.

The lion moved towards the middle of the banana leaf, but as he sunk his teeth into the meat, the ground gave way beneath him. Together with the meat and the banana leaf, he fell into a deep pit.

"How was the lion to have known that a free meal is not always free; that an easy meal is not always as easy as it seems?" commented Grandpa. "How could the king of the jungle have known that a hunter had dug a deep pit and covered it with the banana leaf, then placed the meat in the middle of the leaf and covered the leaf with sand to disguise it?"



The pit was so narrow that the lion could only stand upright, on his hind legs. He made frantic efforts to climb out of the deep pit, but with each attempt the red soil crumbled under his claws and he sank back to the bottom of the pit. The exhausted

lion was still there at dusk when suddenly he saw a tail pass by. The tail belonged to a monkey who had jumped over the pit. The lion called desperately for help.

"What is the royal one doing in such a deep dark place?" asked the monkey looking into the pit.

"I fell in," said the lion in a weak voice. "I have been here all day. Please help me."

The monkey hesitated and started to walk away, but the lion begged him again. Then the monkey said, "I am told that all the animals that ever did you a good turn, never lived to tell the story."

"I know you are too smart to believe lies told by my enemies," said the lion. "Please, please help me."

In the end the monkey took pity on the lion and lowered his tail into the pit like a rope. The lion held on to the monkey's tail and climbed up it. But even when he was out of the pit, the lion hung onto the monkey's tail.

"Let me go! Haven't I helped you out of the deep pit as you begged me to?" the monkey asked the lion.

But the lion tightened his grip on the monkey's tail even more, and when the monkey looked into the lion's eyes, he saw the look of hunger. "Please let me go!" the monkey cried. But the lion's grip only got tighter.

Suddenly, an old woman appeared. She was on her way to her farm when she saw the animals arguing. She stopped and asked them why they were quarrelling. The monkey told her how he had helped the lion out of the deep pit. "But now he is holding onto my tail and he won't let me go," he complained.

"Is this true?" the old woman asked the lion. The lion nodded in agreement. Then the old woman said to the monkey, "Clasp your hands and say, 'I am about to die for my kindness. I am about to die for my kindness.'" So the monkey did this.

The old woman then turned to the lion and said, "Clasp your paws and say, 'Someone is about to die for his kindness. Someone is about to die for his kindness.'" The lion raised his free front paw and repeated the old woman's words.

"No!" said the old woman. "I said clasp your paws, and I mean your two front paws, and then say the words." As the lion obeyed her command and clasped his paws, the monkey escaped and ran away. The lion chased the monkey until the monkey climbed up a nearby tree. Crestfallen, the lion looked back at the spot where they had seen the old woman, but she was no longer there.



Grandpa paused and looked at our faces that had suddenly lit up at the happy ending for the monkey.



Drive your  
imagination

# Ibhubesi nenkawu

Ngu-Ikeogu Oke ★ Imidwebo nguJiggs Snaddon-Wood ★ Ihunyushwe nguBusisiwe Pakade

Ikhona  
lezindaba

Ngelinye ilanga uMkhulu wayefuna ukusifundisa isifundo esithile mayelana nokwethembana nokubonga, ngakho wasixoxela indaba yebhubesi nenkawu ...

Ibhubesi nenkawu kwakuhlala ehlathini elicinene kakhulu. Ibhubesi lalizulazula phansi, ngesikhathi inkawu yona ihlala phezulu ezihlahleni. Ngelinye ilanga ibhubesi labona isigaxa senyama sibekwe phansi phezu kwehlamvu likabhanana. "Nasiya isidlo samahhala engizosithola kalula," licabanga.

Ibhubesi laya maphakathi nehlamvu likabhanana kodwa lathi lisaluma inyama, lakhalakathela emgodini. Lakhalakathela emgodini ojulile nenyama nehlamvu likabhanana.

"Lalizokwazi kanjani ibhubesi ukuthi isidlo samahhala asihlali njalo kungesamahhala; nokuthi into ebukeya izotholakala kalula ayihlali itholakala kalula njengoba kubukeka?" kusho uMkhulu. "Yayizokwazi kanjani inkosi yehlathi ukuthi umzingeli oyiqili wayegubhe umgodi ojulile, wawuvala ngehlamvu likabhanana wase ebeka inyama phakathi nehlamvu likabhanana, wamboza ngesihlabathi ukuze kungabonakali ukuthi yinto amdoba ngayo?"



Umgodi wawumncane kangokuthi ibhubesi lalikwazi ukuma liqonde ngemilenze yalo yangemuva kuphela. Lenza yonke imizamo yokuphuma emgodini ojulile, kodwa ngaso sonke isikhathi uma lizama ukuphuma isibomvu sasiwohloka

ngaphansi kwezidladla zalo libuye liphonseke ekujuleni komgodi. Lahlala lapho ibhubesi elikhathele kwaze kwahlwa ngesikhathi libona ngokuphazima kweso umsila uthi pheshe. Kwakuwumsila wenkawu eyayeqe umgodi. Ibhubesi lamemeza licela usizo.

"Wenzani wena wasebukhosini endaweni ejulile nemnyama kangaka?" kubuza inkawu ilunguze emgodini.

"Ngikhalakathele," kusho ibhubesi ngezwi elibuthakathaka. "Sengihlale lapha usuku lonke. Ngicela ungisize."

Inkawu yake yanokungabaza yahamba, kodwa ibhubesi layincenga futhi. Inkawu yase ithi, "Ngatshelwa ukuthi zonke izilwane ezike zakusiza ngokuthile, azange ziphile ukuze zixoxe indaba yazo."



"Ngiyazi ukuthi uhlakaniphe kakhulu ukuthi ungalalela amanga owawatshelwa yizitha zami," kusho ibhubesi. "Ngicela ungisize bandla."

Inkawu yagcina isilidabukela ibhubesi yase yehlisela umsila wayo emgodini njengentambo. Ibhubesi labamba umsila wenkawu lenyuka ngawo. Kodwa lathi noma seliphumele ngaphandle laqhubeka nokubamba umsila wenkawu.

"Ngidedele! Angikukhiphanga yini emgodini ojulile ngenxa yokungincenga kwakho?" inkawu ibuza ibhubesi.

Kodwa ibhubesi lawubamba lawuqinisa kakhudlwana umsila wenkawu, futhi yathi uma inkawu ibuka amehlo ebhubesi, yabona indlela elalibuka ngayo eyayikhombisa ukulamba. "Ngicela ungidedele!" kukhala inkawu. Kodwa laya liyibamba liyiqinisa inkawu.

Kusenjalo, kwaqhamuka isalukazi. Sasiya epulazini laso ngesikhathi sibona izilwane ziqophisana ngamazwi. Sama sazibuza ukuthi zixabana ngani. Inkawu yasitshela ukuthi ilisize kanjani ibhubesi elalikhathathele emgodini ojulile. "Kodwa manje libambe umsila wami alifuni ukuwudedela," ikhononda.

"Ngabe kuyiqiniso lokhu?" kubuza isalukazi ebhubesini. Ibhubesi lavuma ngekhandla. Isalukazi satshela inkawu ukuthi, "Hlanganisa izandla zakho bese uthi, 'Sengizofela ukulunga kwami. Sengizofela ukulunga kwami.'" Ngakho inkawu yenza kanjalo.

Isalukazi saphendukela ebhubesini sathi, "Hlanganisa izidladla zakho bese uthi, 'Kukhona umuntu ozofofela ukulunga kwakhe. Kukhona umuntu ozofofela ukulunga kwakhe.'" Ibhubesi laphakamisa isidladla salo esingabambe lutho lase liphinda amazwi esalukazi.

"Cha bo!" kusho isalukazi. "Ngithe hlanganisa izidladla zakho, futhi ngichaza izidladla zakho zangaphambili, bese usho amazwi." Ngesikhathi ibhubesi lenza esikushilo, lihlanganisa izidladla zalo, yaphunyula yabaleka inkawu. Ibhubesi lajaha inkawu yaze yagibela esihlahleni esiseduze. Ibhubesi labheka emuva endaweni lapho ababebone khona isalukazi ngenkulu indumalo, kodwa sasingasekho.



Umkhulu wathi ukuma kancane wase ebuka ubuso bethu base bugcwele injabulo ngenxa yokuphetha kahle kwendaba yenkawu.

# Nal'ibali fun

## Okokuzithokozisa kwakwaNal'ibali

1.

★ Be a word detective and find these things in the story, *Frederick*.



- five kinds of animals: \_\_\_\_\_
- four seasons: \_\_\_\_\_
- six colours: \_\_\_\_\_
- three numbers: \_\_\_\_\_
- a month of the year: \_\_\_\_\_
- two things that are in the sky: \_\_\_\_\_

★ Yiba wumphenyi wamagama bese uthola lezi zinto endabeni ethi, *UMfumfu*.


- izinhlobo ezinhlanu zezilwane: \_\_\_\_\_
- izigamu zonyaka ezine: \_\_\_\_\_
- imibala eyisithupha: \_\_\_\_\_
- izinombolo ezintathu: \_\_\_\_\_
- inyanga yonyaka: \_\_\_\_\_
- izinto ezimbili ezisesibhakabhakeni: \_\_\_\_\_



2.

★ Can you help? The children's balloon strings have got mixed up. Work out which colour balloon belongs to which child.

★ Ungakwazi ukusiza? Izintambo zebhaluni lezingane zihlangene. Thola ukuthi ibhaluni lombala ngelayiphi ingane.



UNeo

UBella

UPriya

U-Afrika

3.

★ Which two cupcakes are exactly the same?

★ Yimaphi amakhekhe amabili afana ncamashi?



**Answers:** 1. (a) cows, horses, mice, foxes, cats (b) spring, summer, fall (autumn), winter (c) grey, blue, red, yellow, green, golden (d) one, four, five (e) June (f) sun, moon 2. Neo = purple, Bella = orange, Priya = blue, Afrika = yellow 3. B and D

**izimpendulo:** 1. (a) izinkomo, amahashi, amagundane, izimpungusha, amakati (b) ubusika, intwasahlobo, ihlobo, ikwindla (c) ompunga, oluhlaza okwesibhakabhaka, obomvu, ophuzi, oluhlaza okotshe, osagolide (d) kunye, kune, kuhlanu (e) uNhlanguzana (f) ilanga, inyanga 2. UNeo = obukhwebezane, UBella = osawolintshi, UPriya = oluhlaza okwesibhakabhaka, U-Afrika = ophuzi 3. B no-D



Don't forget that we will be taking a break until the week of 13 January 2019. Enjoy the holidays, and join us after the holiday for more Nal'ibali reading magic! In the meantime, visit [www.nalibali.org](http://www.nalibali.org) or [www.nalibali.mobi](http://www.nalibali.mobi) to find stories and reading-for-enjoyment inspiration.



Visit us on Facebook:  
[www.facebook.com/nalibaliSA](http://www.facebook.com/nalibaliSA)  
Sivakashela ku-Facebook  
ku-[www.facebook.com/nalibaliSA](http://www.facebook.com/nalibaliSA)

Ungakhohlwa ukuthi sizothatha ikhefu kuze kube isonto lomhla ziye-13 kuMasingana kowezi-2019. Thokozela amaholide, bese uhlanganyela nathi ngemva kwamaholide ukuze uthole omunye umlingo wokufunda wakwaNal'ibali! Okwamanje, vakashela ku-[www.nalibali.org](http://www.nalibali.org) noma ku-[www.nalibali.mobi](http://www.nalibali.mobi) ukuze uthole ezinye izindaba kanye nokukumusa usinga kokufundela ukuzithokozisa.

Produced for Nal'ibali by the Project for the Study of Alternative Education in South Africa (PRAESA) and Tiso Blackstar Education. Translation by Dumisani Sibiyi. Nal'ibali character illustrations by Rico.

Daily Dispatch

The Herald

Sunday Times

SW  
Sunday  
World



Drive your  
imagination