



## Read aloud!

**Welcome to your special World Read Aloud Day edition of the Nal'ibali supplement!**

World Read Aloud Day is celebrated each year to encourage children, teenagers and adults to share the power of words with each other and thereby create communities of readers. It also reminds us that the right to literacy belongs to everyone. We all have the right to read, to write and to share our stories.

So why do we make such a fuss about reading aloud to children? Apart from just being fun, reading aloud is an easy way to make a big difference in a child's life.

When you read aloud to children you let them know that you value books and reading. Instead of just *saying* that you think reading is important, you behave in ways that show your children that it is important to you – you make the time in a busy life to sit down and share books with them regularly. Of course, another benefit to this is that you also show them that you think they are important, and this builds their self-esteem. And reading aloud to your children gives you things to talk about. It also helps you get to know each other and builds a bond between you.

When you read aloud and children enjoy the story, they see reading as an interesting and satisfying activity, and they realise why they should learn to read for themselves. Motivation is a very important part of becoming – and remaining – a reader. To make reading a habit, children have to *want* to read regularly.

Reading aloud shows children how we read and how books work. This knowledge makes it much easier for them to learn to read for themselves. Hearing new words and expressions used in stories also develops children's vocabulary and gives them a rich language to draw from when they read and write on their own. When we read aloud to our children, we can choose books that are far beyond their own reading ability, and in this way we can extend them as readers.

Do those seem like good reasons to read aloud to your children? World Read Aloud Day is now celebrated by over one million people in more than 100 countries. You can find ideas on how to join in with this year's celebrations on pages 2 and 3 of this supplement.

### What's inside?

- ★ Ideas for ways to celebrate World Read Aloud Day
- ★ A special Nal'ibali World Read Aloud Day cut-out-and-keep book
- ★ Two other stories
- ★ A World Read Aloud Day badge

### Kukhonani ngaphakathi?

- ★ Imiqondo ngezindlela zokugubha Usuku Lomhlaba Lokufunda Kakhulu
- ★ Incwadi ekhethekile esikwa ikhishwe bese igcinwa yakwaNal'ibali yoSuku Lomhlaba Lokufunda Kakhulu
- ★ Ezinye izincwadi ezimbili
- ★ Ibheji loSuku Lomhlaba Lokufunda Kakhulu

## Funda kakhulu!

**Siyakwemukela oshicilelweni lwethu olukhethekile loSuku Lomhlaba Lokufunda Kakhulu lwesithasiselo sakwaNal'ibali!**

Usuku Lomhlaba Lokufunda Kakhulu lugujwa minyaka yonke ukuze kukhuthazwe izingane, amabhungu namatshitshi kanye nabantu abadala ukuthi lowo nalowo abelane nabanye ngamandla amagama bese ngokwenzenjalo bakhe umphakathi wabafundi. Luyasikhumbuza futhi nokuthi ilungelo lokwazi ukufunda nokubhala elawo wonke umuntu. Sonke sinelungelo lokufunda, lokubhala kanye nelokwabelana nabanye ngezindaba zethu.

Ngabe kungani sikugcizelela kangaka ukufundela izingane kakhulu? Ngaphandle nje kokuthokozisa, ukufunda kakhulu kuyindlela elula yokwenza umehluko omkhulu empilweni yengane.

Uma ufundela izingane kakhulu izingane uzitshela ngokubaluleka kwezincwadi kanye nokufunda. Esikhundleni sokuvele *usho* ukuthi kubalulekile ukufunda, ziphathe ngendlela ekhombisa izingane zakho ukuthi kubalulekile nakuwena – wenza isikhathi ohlelweni lwakho oluminyene sokuhlala phansi wabelane nazo ngezincwadi njalo. Kanti empeleni, enye inzuzo yalokhu ukuthi uzibonisa nokuthi zibalulekile, lokhu kukhuphule ukuzethemba kwazo. Kanti ukufundela kakhulu izingane zakho kukunikeza izinto ongakhuluma ngazo. Kuyakusiza futhi ukuthi nazane nazo nokuthi niqinise ubudlelwane phakathi kwenu.

Uma ufundela izingane kakhulu nezingane zithokozela indaba, zibona ukufunda kungumsebenzi ohlaba umxhwele kanye noneliso, zibone ukuthi kungani kumele zifunde ukufunda okubhaliwe. Ukukhuthaza kubaluleke *kakhulu* njengengxenywe yokuba ngumfundi nokuhlala unguye. Ukuze kwenziwe ukufunda kube umkhuba, izingane kumele *zifune* ukufunda njalo.

Ukufunda kakhulu kukhombisa izingane ukuthi sifunda kanjani kanye nokuthi zisebenza kanjani izincwadi. Lolwazi lwenza kube lula kakhulu kuzo ukuthi zifunde ukufunda ngokwazo. Ukuzwa amagama kanye nezisho ezintsha ezisethenziswe ezindabeni nakho kuthuthukisa amagama aziwa yizingane, kuzinikeze ulimi olunothile ezizothathela kulo uma zifunda nalapho zibhala ngokwazo. Uma sifundela izingane zethu kakhulu, singakhetha izincwadi eziphambili kakhulu kunalokho ezikwazi ukufunda, bese ngale ndlela sizikhulise njengabafundi.

Ngabe lezi uzibona njengezizathu ezikahle yini zokufundela izingane zakho kakhulu? Usuku Lomhlaba Lokufunda Kakhulu selugujwa yizigidi zabantu emazweni evile kwayi-100. Ungathola amacebo okuthi ungahlanganyela kanjani emigubheni yalo nyaka ekhasini lesi-2 kanye nelesi-3 kulesi sithasiselo.



**Drive your imagination**

**Story Power.**  
Bring it home.  
Walethe ekhaya amandla endaba.

**Nal'ibali**  
It starts with a story...



# Celebrate World Read Aloud Day!

Every year Na'ibali celebrates World Read Aloud Day to raise awareness of the importance of reading aloud to encourage children's literacy development. Each year we issue a special story in all 11 official languages. We then call on adults across the country to read the story out loud to the children in their lives on World Read Aloud Day and so help us break our previous read-aloud record. Last year, with your help, we read aloud to over 160 000 children, and this year we hope to set a new record!

This year World Read Aloud Day is on 24 February. Take this opportunity to read aloud to children that you know. South Africa's well-known singer, songwriter and literacy promoter, Yvonne Chaka Chaka, will be giving a reading of our special story that features Na'ibali's very own Neo. We would love it if you could join us too!



Yvonne Chaka Chaka  
UYvonne Chaka Chaka

## How to join in

1. Go to [www.nalibali.org](http://www.nalibali.org) or [www.nalibali.mobi](http://www.nalibali.mobi) to sign up your family, reading club or school and help make this the biggest World Read Aloud Day event in South Africa.
2. Make Na'ibali World Read Aloud Day badges with your children. Use the template on page 16, or design your own badges.
3. On 24 February 2016, read our World Read Aloud Day story (*Neo and the big, wide world*) to:
  - ★ your own children, grandchildren, nieces and nephews
  - ★ children in your class or at your school
  - ★ groups of children at specially arranged events at your reading club, library or community centre.
4. Do other fun World Read Aloud Day activities. Use the ideas on page 3 to help you.

## Gubha Usuku Lomhlaba Lokufunda Kakhulu!

Minyaka yonke uNa'ibali ugubha Usuku Lomhlaba Lokufunda Kakhulu ukuze kuqwashiswe ngokubaluleka kokufunda kakhulu ukuze kukhuthazwe ukuthuthuka kwezingane ekwazini ukufunda nokubhala. Minyaka yonke sikhapha indaba ekhethekile ngazo zonke izilimi eziyi-11 ezisemthethweni. Sibe sesicela abantu abadala ezweni lonkana ukuthi bafundele izingane ezisezimpilweni zabo kakhulu ngoSuku Lomhlaba Lokufunda Kakhulu, kanti ngokwenzenjalo basisiza ukuthi sephule irekhodi lokufunda kakhulu eledlule. Ngonyaka odlule, ngokusizwa yinina, sifundele izingane ezingaphezu kwezi-160 000 kanti ngalo nyaka sethemba ukuthi sizoba nerekhodi elisha!

Kulo nyaka Usuku Lomhlaba Lokufunda Kakhulu lungomhla zingama-24 kuNhlolanja. Thatha leli thuba ufundele kakhulu izingane ozaziyo. Umcili ongasaziwayo, umbhali wamaculo kanye nokhuthaza ukwazi ukufunda nokubhala wasaNingizimu Afrika, uYvonne Chaka Chaka, uzofunda indaba yethu ekhethekile enoNeo umlingiswa wethu wakwaNa'ibali. Singathanda ukuthi nawe uhlanganyele nathi futhi!

## Tips for reading aloud

1. Reading aloud is always a performance! Put lots of expression in your voice to create the mood.
2. If you are reading to a group of children, practise reading the story aloud a few times before you read it to them.
3. Start by reading the name of the author and illustrator so that your children appreciate that books are created by people just like them!
4. Allow time for your children to look at the pictures and comment, if they want to.
5. Help develop your children's prediction skills by asking questions like, "What do you think is going to happen next?"
6. Help develop empathy by making comments like, "I wonder how Neo felt when he couldn't play outside."

## Amacebo okufunda kakhulu

1. Ukufunda kakhulu kuhlale kungumdlalo wokulingisa! Zwakalisa kakhulu imizwa ephinjani lakho ukuze wakhe umuzwa othile.
2. Uma ufundela ithimba lezingane, zijwayeze ukufunda indaba kakhulu kaningana ngaphambi kokuzifundela.
3. Qala ngokufunda igama lombhali kanye nelomdwebi wemifanekiso ukuze izingane zakho zikwazise ukuthi izincwadi zenziwa ngabantu abafana nazo!
4. Nika izingane zakho isikhathi sokubuka izithombe bese ziphawula ngalokhu, uma zifuna ukukwenza lokhu.
5. Siza ukuthuthukisa amakhono ezingane zakho okuqagela lokho okuzokwenzeka endabeni ngokubuzwa imibuzo efana nokuthi, "Ngabe nicabanga ukuthi yini elandelayo ezokwenzeka?"
6. Siza ukuthuthukisa ukuba nozwelo ngokuphawula ngale ndlela, "Kazi uNeo ubezizwa kanjani ngesikhathi engakwazi ukudlala ngaphandle."



## Ungahlanganyela kanjani nathi

1. Iya ku-[www.nalibali.org](http://www.nalibali.org) noma ku-[www.nalibali.mobi](http://www.nalibali.mobi) ukuze ubhalise umndeni wakho, ithimba lokufunda noma isikole bese usiza ukwenza lo kube umcimbi woSuku Lomhlaba Lokufunda Kakhulu omkhulu eNingizimu Afrika.
2. Yenza amabheji oSuku Lomhlaba Lokufunda Kakhulu lwakwaNa'ibali nezingane zakho. Sebenzisa uhlaka (ithemplethi) olusekhasini le-16, noma udizayine amabheji akho.
3. Ngomhla zingama-24 kuNhlolanja wezi-2016, funda indaba yethu yoSuku Lomhlaba Lokufunda Kakhulu (*UNeo nomhlaba omkhulu, obanzi*):
  - ★ izingane zakho, abazukulu bakho kanye nabashana bakho
  - ★ izingane ezisegumbini lakho lokufunda noma ezasesikoleni sakho
  - ★ amathimba ezingane emicimbini ehlelwe ethimbeni lokufunda, emtatsheni wezincwadi noma esikhungweni somphakathi.
4. Yenza okunye okuthokozisayo koSuku Lomhlaba Lokufunda Kakhulu. Sebenzisa amacebo asekhazini lesi-3 ukuze akusize.



Drive your  
imagination

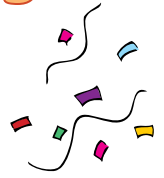


# 10 ways to celebrate World Read Aloud Day

1. Let your children make their World Read Aloud Day badges (see page 16) before 24 February so that they can wear them on World Read Aloud Day. (You can get extra copies of the badge or find it in other languages at [www.nalibali.org](http://www.nalibali.org).)
2. Read the special World Read Aloud Day story, *Neo and the big, wide world*. Go to [www.nalibali.org](http://www.nalibali.org) or [www.nalibali.mobi](http://www.nalibali.mobi) and sign up to let us know how many children you read to.
3. Choose some of the activities suggested for *Neo and the big, wide world* in the "Get story active" section on page 4.
4. Follow the instructions on page 16 to make a bilingual World Read Aloud Day banner (or poster) to display at home, your school, your library or your reading club.
5. Give your children some blank paper and crayons or pencil crayons. Invite them to design a new book cover for one of their favourite books.
6. At your school:
  - ★ arrange a special assembly to celebrate World Read Aloud Day
  - ★ organise for the older children to read to the younger children some time during World Read Aloud Day.
7. In your classroom, organise a Stop-and-Read Day. Make sure that you have lots of books and stories available for the children to read. Find something to use as a sound signal, like a drum or a plastic bottle filled with dried beans. Throughout the day on 24 February, whenever the children hear the sound signal, tell them to stop what they are doing and choose a book to read for 10 minutes.
8. At your workplace, tell your colleagues about World Read Aloud Day and then challenge them to spend at least 30 minutes reading to their children at home on 24 February. (Remember that you will have to meet or better the challenge too!)
9. At your school, library or reading club:
  - ★ arrange a Meet-a-Story-Morning on the Saturday closest to World Read Aloud Day. Invite the children to attend with their parents. Introduce them all to books that you know make good read aloud stories by reading to them from these books.
  - ★ have a Story Jam session, where the children choose their favourite storybooks to read or talk about to other children in a group.
10. Have fun playing Story-in-a-Circle with groups of adults and children, or just children. Let everyone sit in a circle. Then ask a few people to volunteer to stand in the centre of the circle. The people sitting in the circle create a group story by each adding one or two sentences to the story as it goes around and around. The people standing in the middle of the circle, act out the story as it develops.



# Izindlela eziyi-10 zokugubha Usuku Lomhlaba Lokufunda Kakhulu



1. Vumela izingane zakho ukuthi zizenzele awazo amabheji oSuku Lomhlaba Lokufunda Kakhulu (bheka ikhasi le-16) ngaphambi komhla zingama-24 kuNhlolanja ukuze ziwagqoke ngoSuku Lomhlaba Lokufunda Kakhulu. (Ungathola amanye amakhophi ebheji noma uwathole ngezinye izilimi ku-[www.nalibali.org](http://www.nalibali.org).)
2. Funda indaba ekhethekile yoSuku Lomhlaba Lokufunda Kakhulu ethi, *UNeo nomhlaba omkhulu, obanzi*. Yana ku-[www.nalibali.org](http://www.nalibali.org) noma ku-[www.nalibali.mobi](http://www.nalibali.mobi) bese ubhalisa ukuze usitshele ukuthi ufundele izingane ezingaki.
3. Khetha eminye yemisebenzi ephakanyiselwe *UNeo nomhlaba omkhulu, obanzi* esigabeni esithi "Yenza indaba ihlabe umxhwele" ekhasini lesi-4.
4. Landela imiyalelo esekhasini le-16 ukuze wenze ibhanela (*banner*) (noma iphosta) yoSuku Lomhlaba Wonke Lokufunda Kakhulu ozoyiphanyeka ekhaya, esikoleni, emtatsheni wakho wezincwadi noma ethimbeni lakho lokufunda.
5. Nikeza izingane zakho iphepha elingabhalwe lutho kanye namakhrayoni noma amapensela anemibala. Zicele ukuthi zidizayine ikhava entsha yencwadi yenye yezincwadi ezizithandayo.
6. Esikoleni sakho:
  - ★ hlelela umbuthano okhethekile wokugubha Usuku Lomhlaba Lokufunda Kakhulu.
  - ★ hlela ukuthi izingane ezindadlana zifundele izingane ezincane ngoSuku Lomhlaba Lokufunda Kakhulu.
7. Egumbini lakho lokufundela, hlela Usuku Lokuma-Kufundwe (Stop-and-Read). Qinisekisa ukuthi kukhona izincwadi kanye nezindaba eziningi ukuze izingane zifunde. Thola into ozoyifunda ezozwakalisa umsindo, efana nesigubhu noma ibhodlela leplastiki elinobhontshisi owomile. Ngosuku lonke lwamhla zingama-24 kuNhlolanja, njalo uma izingane zizwa lowo msindo, zitshela ukuthi ziyeke lokho ezikwenzayo bese zikhetha incwadi ezizoyifunda imizuzu eyi-10.
8. Emsebenzini wakho, tshela ozakwenu mayelana noSuku Lomhlaba Lokufunda Kakhulu bese ubaphonsela inselele ukuthi bachithe imizuzu engama-30 befundela izingane zabo ekhaya ngomhla zingama-24 kuNhlolanja. (Khumbula ukuthi kuzomele ufinyelele kokufunwa yinselele noma wenze kangcono kunalokho!)
9. Esikoleni sakho, emtatsheni wakho wolwazi noma ethimbeni lakho lokufunda:
  - ★ hlela isikhathi Sasekuseni Sokuhlangana Nendaba NgoMgqibelo osondele oSukwini Lomhlaba Lokufunda Kakhulu. Mema zonke izingane ukuthi zethamele umhlangano nabazali bazo. Bazise bonke ngezincwadi ozaziyo ukuthi zinezindaba zokufunda kakhulu ezinhle ngokubafundela kuzo.
  - ★ yiba nesikhathi Sokuzitika Ngendaba (*Story Jam*), lapho izingane zikhetha khona izindaba ezizithandayo ezizozifundela noma ezizoxoxa ngazo nezingane eziseqenjini.
10. Zithokoziseni ngokudlala Indaba Esikokeleni (*Story-in-a-Circle*) nethimba labantu abadala kanye nezingane, noma nezingane kuphela. Bonke abahlale benze isikokela. Emva kwalokho cela abantu abambalwa ukuthi bazinikele ukuthi bame phakathi nesikokela. Abantu abahleli esikokeleni bakha indaba yethimba ngokwengeza umusho owodwa noma emibili endabeni ngesikhathi izungeza. Abantu abame phakathi nesikokela, balingisa indaba ngenkathi iqhubeka.





## Get story active!

Here are some ideas for using our special World Read Aloud Day book, *Neo and the big, wide world*, (pages 5, 6, 7, 8, 11 and 12) and the other stories, *Lulu* (pages 9 and 10) and *The farmer and his family* (page 14) with children.

### Neo and the big, wide world

In this story, Gogo shares her favourite storybook with Neo and he learns how stories open up different world to us! This story can be enjoyed by children of different ages, but with very young children, you might wish to show them the pictures as you retell the story more simply in your own words.

After you have read the story aloud:

- ★ Encourage your children to interpret it by asking them to draw or paint a picture of their favourite part.
- ★ Together imagine and recreate a scene from the story using household items or other items in your environment. You could make it a life-sized version of the scene, or you could create a miniature scene in a shoebox.
- ★ Share your favourite childhood story with your children, just like Gogo did in the story.
- ★ With older children, discuss how they think stories and reading open up the big, wide world to us.



### Lulu


This is a story about a little girl, called Lulu, who loves trying on clothes. It is written for very young children, but you can also use the story with older children by letting them read it in their mother-tongue first and then in the other language of the supplement. They can also read it to younger children that they know.



- ★ As you read the story together, do some of these things.
  - ♥ **Page 2:** Ask: "What can you see in the picture?" Point to the shoebox and say, "I wonder what is in there?"
  - ♥ **Page 4:** Ask: "Where are all Lulu's clothes now?"
  - ♥ **Page 5:** Ask: "Do you like Lulu's slippers? What kind of slippers would you like?"
  - ♥ **Page 6:** Point to Lulu's hat and say: "Look, Lulu is using the bowl as a hat!"
  - ♥ **Page 7:** Say: "Look, Lulu is pretending to take a dog for a walk!"
- ★ Tie some newspaper loosely around your children's feet to make some slippers. Give them coloured paper, old buttons, pieces of fabric, wool and glue to decorate their slippers!

### The farmer and his family

In this story a farmer learns to think carefully about the advice that others give him, rather than simply doing as they tell him. This is a good story for reading aloud or retelling.



- ★ As you read the story, encourage your children to join you in saying the sounds words, like *Clip-clop!* and *Snuffle-snort!*
- ★ Encourage your children to make the farmer and the animals in the story from Plasticine or playdough. Then read the story aloud again while your children use their Plasticine/playdough characters to act out the story.
- ★ With older children, discuss how we should treat the advice that people give us. How do we know what advice to follow, and what advice is not in our best interests?

## Yenza indaba ihlabe umxhwele!

Nanka amanye amacebo okusebenzisa incwadi yethu ekhethekile yoSuku Lomhlaba Lokufunda Kakhulu ethi, *UNeo nomhlaba omkhulu, obanzi*, (emakhasini 5, 6, 7, 8, 11 kanye no-12) kanye nezinye izindaba, *ULulu* (ekhasini le-9 kanye nele-10) kanye nethi *Umlimi nomndeni wakhe* (ekhasini le-15) ozokusebenzisa nezingane.

### UNeo nomhlaba omkhulu, obanzi

Kule ndaba, uGogo wabelana ngencwadi yakhe ayithanda kakhulu noNeo futhi ufunda ukuthi izindaba ziwuvula kanjani umhlaba owehlukile kowethu! Le ndaba ingathokozelwa izingane ezineminyaka eyehlukene, kodwa ezinganeni ezincane ungazikhombisa izithombe ngenkathi uzixoxela indaba kabusha ngamazwi akho.

Uma usufunde indaba kakhulu:

- ★ Khuthaza izingane zakho ukuthi ziyihumushe noma ziyichaze ngokuzicela ukuthi zidweba noma zipende ingxenye yendaba eziyithandayo.
- ★ Nindawonye, zenzeleni izithombe zomqondo nizakhele kabusha isigcawu esithile sendaba ngokusebenzisa izinto zasendlini noma ezinye izinto ezitholakala endaweni enikuyo. Ningenza lokhu kube isifanekiso sesigcawu esikhulu, noma ningenza isigcawu esincane ebhokisini lezicathulo.
- ★ Yabelana ngendaba yakho useyingane nezingane zakho, njengoba kwenze uGogo endabeni.
- ★ Unezingane ezindadlana, dingidani ukuthi zicabanga ukuthi izindaba nokufunda kusivulela kanjani umhlaba omkhulu, obanzi.

### ULulu

Le indaba emayelana nentombazanyana, ebizwa ngoLulu, ethanda ukulinganisa izingubo. Ibhalwe izingane ezincane kakhulu, kodwa ungayisebenzisa futhi indaba nezingane ezindadlana ngokuzivumela ukuthi ziqale ngokuyifunda ngolimi lwazo lwasekhaya bese ziyifunda ngolunye ulimi lwesithasiselo. Zingafundela futhi nezingane ezincane ezizaziyo.

- ★ Ngenkathi nifunda indaba ndawonye, yenzani ezinye zalezi zinto ezilandelayo.
  - ♥ **Ikhasi lesi-2:** Buza uthi: "Ubonani esithombeni?" Khomba ibhokisi lezicathulo bese uthi, "Kazi kukhonani phakathi laphaya?"
  - ♥ **Ikhasi lesi-4:** Buza uthi: "Zikuphi manje zonke izingubo zikaLulu?"
  - ♥ **Ikhasi lesi-5:** Buza uthi: "Ngabe uyawathanda amasliphazi kaLulu? Ngabe ungathanda luphi uhlobo lwamasliphazi?"
  - ♥ **Ikhasi lesi-6:** Khomba isigqoko sikaLulu bese uthi: "Bukani, uLulu usebenzisa indishi njengesigqoko!"
  - ♥ **Ikhasi lesi-7:** Thana: "Bukani, uLulu wenza sengathi uhambisainja ukuze yelule imilenze!"
- ★ Bophela iphephandaba ezinyaweni zezingane zakho ungaliqinisi ukuze wenze amasliphazi. Zinikeze amaphepha anemibala, izinkinobho ezindala, iziqephu zendwangu, iwuli kanye neglu ukuze uhlobise amasliphazi.

### Umlimi nomndeni wakhe

Kule ndaba umlimi ufunda ukucabangisisa kahle ngakucetshiswe abanye abantu, kunokuthi avele enze lokho abamtshela khona. Le yindaba ekahle yokufunda kakhulu noma ukuyixoxa kabusha.

- ★ Ngesikhathi ufunda indaba khuthaza izingane zakho ukuthi zihlanganyele nawe ngesikhathi usho amagama achaza imisindo, afana no*Ngqabashi-ngqabashi!* no*Hhu-hhu!*
- ★ Khuthaza izingane zakho ukuthi zenze umlimi kanye nezilwane zakhe ngeplastisini noma ngenhlama yokudlala. Bese ufunda indaba kakhulu futhi ngesikhathi izingane zakho zisebenzisa futhi abalingiswa bazo beplastisini noma benhlama yokudlala ukuze zilingise indaba.
- ★ Unezingane ezindadlana, dingidani ukuthi kumele senzenjani ngalokho esikucetshiswa ngabanye abantu. Sazi kanjani ukuthi ikuphi esikucetshiswayo okumele sikwenze, futhi ikuphi esikucetshiswayo okungekhelele kithi?


### Create TWO cut-out-and-keep books

#### Lulu

1. Tear off page 9 of this supplement.
2. Fold the sheet in half along the black dotted line.
3. Fold it in half again along the green dotted line to make the book.
4. Cut along the red dotted lines to separate the pages.

#### Neo and the big, wide world

1. To make this book use pages 5, 6, 7, 8, 11 and 12.
2. Keep pages 7 and 8 inside the other pages.
3. Fold the sheets in half along the black dotted line.
4. Fold them in half again along the green dotted line to make the book.
5. Cut along the red dotted lines to separate the pages.



### Zenzele ezakho izincwadi EZIMBILI ozosisika uzikhiphe bese uzigcina!

#### ULulu

1. Khipha ikhasi le-9 lalesi sithasiselo.
2. Songa iphepha libe nguqhafu ngokulandela umugqa wamachashazi amnyama.
3. Lisonge libe nguqhafu futhi ulandele umugqa oluhlaza okotshani. ukwenza incwadi.
4. Sika ulandele umugqa wamachashazi abomvu ukwehlukanisa amakhasi.

#### UNeo nomhlaba omkhulu, obanzi

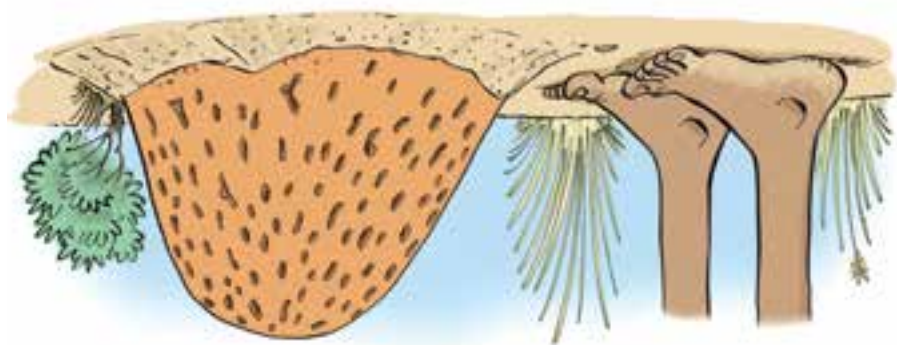
1. Ukuze wenze le ncwadi sebenzisa amakhasi 5, 6, 7, 8, 11 nele-12.
2. Gcina amakhasi, elesi-7 nelesi-8 ngaphakathi kwamanye amakhasi.
3. Songa amaphepha abe nguqhafu ngokulandela umugqa wamachashazi amnyama.
4. Asonge abe nguqhafu futhi ulandele umugqa wamachashazi aluhlaza okotshani ukwenza incwadi.
5. Sika ulandele umugqa wamachashazi abomvu ukuze uhlukanise amakhasi.



Drive your imagination



“Hello! Who are you?” Neo called into one of the doorways.  
 “Hello!” a tiny voice answered. “We are ants. We tell the stories of the world in here. Do you want to hear some?”  
 “Sanibonal Ningobani?” Kumemeza uNeo komunye weminyango.  
 “Sawubona!” kuphendula izwi elincane.  
 “Siyizintuthwane. Sixoxa izindaba zomhlaba lapha. Ngabe kukhona ofuna ukuzizwa?”




So, Neo climbed down and went on his way across the veld.  
 Soon, he came across a mound of hard sand with little holes, like tiny doorways. He could hear a million busy voices inside, and the patter of six million tiny feet running about.  
 Ngakho-ke, uNeo wehlela phansi wase engamula iqele.  
 Kungekudala, wahlangana nendunduma yesihlabathi eqinile enezimbobo ezincane, ezifana neminyangwana. Wayezwa amazwi ayisigidi abamatatasatasa ngaphakathi, kanye nokukhala kwezinyawo ezincane eziyizigidi eziyisithupha.

## Neo and the big, wide world

### UNeo nomhlaba omkhulu, obanzi


Vianne Venter  
 Rico



It is a grey, rainy day and Neo is bored. He can't go outside to play. Then Gogo brings something very special to share with him – her favourite book from when she was a child! As Gogo reads the book to Neo, his imagination takes him on an adventure into the big, wide world of the story until he eventually returns home to his cosy, warm bed.

Wusuku oluguqubele nje, futhi liyana, kanti-ke uNeo unesithukuthezi. Akakwazi ukuphumela phandle ayodlala. UGogo umphathela into ekhethekile abelana naye ngayo – incwadi yakhe ayithandayo yangezikhathi eseyingane. Lapho uGogo efundela uNeo incwadi, uthatha uhambo lwasemqondweni olusinge emhlabeni omkhulu, obanzi wendaba aze agcine esebuyele ekhaya embhedeni wakhe ontofontofo, ofudumele.


Nal'ibali is a national reading-for-enjoyment campaign to spark children's potential through storytelling and reading. For more information, visit [www.nalibali.org](http://www.nalibali.org) or [www.nalibali.mobi](http://www.nalibali.mobi)



UNal'ibali umkhankaso wokufundela ukuzithokozisa kazwelonke wokokhela lokho okungenziwa izingane ngokuxoxa nokufunda izindaba. Ukuze uthole eminye imininingwane, vakashela ku-[www.nalibali.org](http://www.nalibali.org) noma ku-[www.nalibali.mobi](http://www.nalibali.mobi)







Neo looked out the window of his room at the grey view of the grey street with all the wet, grey people hurrying through the grey, pouring rain. He couldn't go outside, and he had already read all his books to Mbali.

Just then, Gogo came in with her hair all twiggy from the wind outside. She was holding something Neo could see that it was flattish, and square-ish, and very colourful ... and it could open up – just like a treasure box!

“This was my favourite book when I was as young as you,” Gogo told Neo. “It was my door to the big, wide world.”

Then, she opened **the book**.

UNeo wabheka ngefasitela legumbi lakhe lokulala ebuka ingxenye empunga yomgwaqo ompunga lapho okwakugcwele khona abantu abamanzi, abampunga ababegijima emvuleni empunga, ena ngamandla. Wayengakwazi ukuphuma, kanti wayesefundele uMbali zonke izincwadi zakhe.

Kusenjalo kwangena uGogo enezinwele ezibheke phezulu ngokupheshulwa umoya wangaphandle. Wayephethe okuthile. UNeo wabona ukuthi le nto iyisicaba, ithanda ukuba yisikwele, futhi inemibala eminingi ... futhi yayingavuleka – injengebhokisi lomcebo!

“Le kwakuyindaba engangiyithanda ngesikhathi ngisemncane ngilingana nawe,” kusho uGogo kuNeo. “Kwakuwumnyango wami wokungena emhlabeni omkhulu, obanzi.”

Wase eyivula **incwadi**.

UNeo wayezithanda izindaba, ngakho wahlala phansi wase elalela. Izintuthwane zamxoxela izindaba zazo zeqele kanye nehlathi, kanye nezintaba kanye namadolobha angaleya.

“Izindaba eziningi kangaka pho?” kubuza uNeo. “Kunezindaba eziningi njengezinikanyezi ezisesibhakabhakeni,” kuphendula izintuthwane. UNeo wawayiza evalelisa, wase eqhubeka enqamula eqeleni.

UNeo loved stories, so he sat down and listened. The ants told their stories of the veld and the forest, and of the mountains and the cities beyond. “So many stories?” Neo asked. “There are as many stories as there are stars in the sky,” the ants answered. Neo waved goodbye, and went on his way across the veld.



And that is why, whenever the world seems too grey, and his room seems too small, Neo opens a book. He steps through a door between the pages, and goes off into the big, wide world.



Yingakho, njalo lapho umhlaba ubukeka umpunga, negumbi lakhe libukeka lilincane kakhulu, uNeo uvele avule incwadi. Ungena emnyango ophakathi kwamakhasi encwadi, bese eya emhlabeni omkhulu, obanzi.





Eventually, Neo came to a lot of water that rushed through the valley from morning till night. Neo stepped in to cool his hot legs. The water splashed at his feet and giggled, "I am a river. I roam from the mountains to the sea. Come, follow me. I'll take you home." Ekugcineni, uNeo wahlangana namanzi amaningi ayegeleza esigodini kusukela ekuqaleni kubo sebusuku. UNeo wangena ukuze apholise imilenze yakhe eshisayo. Amanzi amthela ezinyaweni zakhe ase ehleka ethi, "Ngingumfula. Ngizula ngisuka ezintabeni ngiy e olwandle. Woza, ungilandele. Ngizokuyisa ekhaya."


So, Neo slipped through the book, into his warm bed, in his cosy room, in his little house.



Ngakho uNeo wasuka encwadini, wangena embhedeni wakhe ofudumele, egumbini lakhe anethezeka kulo, ekhaya lakhe elincane.







UNeo wacabanga nje ukuthi kwakuzoba kuhle kanjani lokho. Ngakho-ke, walandela umfula wehla ngesigodi kanye naphakathi kwezintaba. Bahamba ndawonye intambama yonke kwaze kwacishe kwaba sebusuku, ekugcineni, baze bafika esicongweni sentaba.

Neo thought how good that would be. So, he followed the river across the valley and between the mountains. Together, they wandered through the afternoon and almost into night, until at last, Neo reached a hilltop.

On the first page was a picture of a magical place, far away from the grey, grey day. The veld was green and gold and brown, with a great, big, blue sky above, and a warm, yellow sun, baking down.

“Wow! Is that real?” Neo gasped.



Ekhasini lokuqala kwakukhona isithombe sendawo yomlingo, ekude kakhulu nosuku olumpunga ngokwedlulele. Iqele lalinemibala eluhlaza okotshani kanye nesagolide nensundu, nesibhakabhaka esihle, esikhulu, esiluhlaza phezulu, kanye nelanga elifudumele, eliphuzi, elikhipha umkhovu etsheni.

“Hawu! Ngabe kuyiqiniso lokhu?” kumangala uNeo.

Neo thought about the veld and the tree and the ants and the river. And as he watched the gogo, a rainbow lit up the little house in colours so bright it looked like a picture in a storybook. Neo thought of his great adventure inside the pages of Gogo’s favourite storybook, and he thought of her and Mbali and home.

UNeo wacabanga ngeqeke kanye nezihlahla kanye nezintuthwane kanye nomfula. Kanti ngesikhathi ebuka isalukazi, uthingo lwenkosazane lwakhanyisa leyo ndlu encane ngemibala egqamile efana naleyo yesithombe esisencwadini yendaba. UNeo wacabanga ngalolu hambo olunezigameko olwalungaphakathi kwamakhasi encwadi yendaba eyayithandwa nguGogo, wabuye wacabanga ngoGogo noMbali le ekhaya.





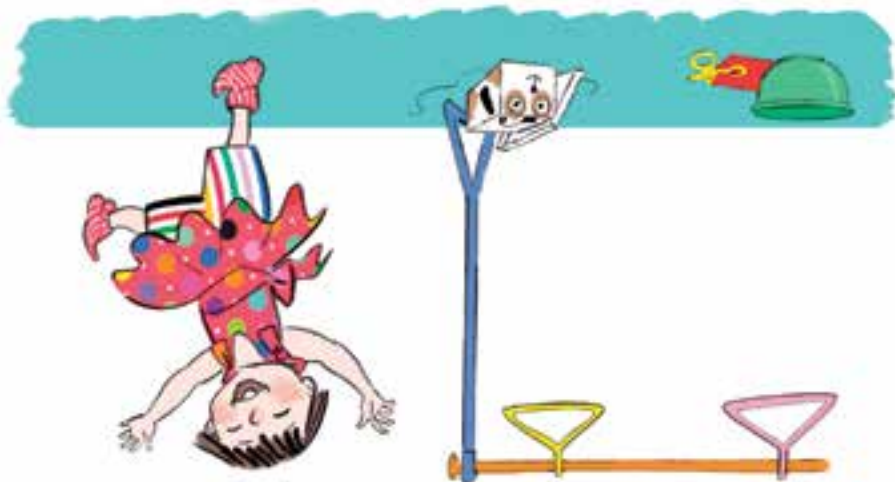


Lulu's doggie slippers!  
Habe, amasiphazi  
kalulu asazini!



What are these?  
Ngabe  
kuyini-ke lokhu?

Lulu in a spotty dotty dress!  
ULulu ushaye ingubo yakhe  
enamachashazi!



## Lulu ULulu



Niki Daly



We publish what we like

This is an adapted version of *Lulu*, published by Jacana Media and available in bookstores and online from [www.jacana.co.za](http://www.jacana.co.za). This story is available in isiZulu, isiXhosa, English, Afrikaans, Setswana, Sesotho, Sepedi, Siswati, Xitsonga, Tshivenda and isiNdebele. Jacana publishes books for young readers in all eleven official South African languages. To find out more about Jacana titles go to [www.jacana.co.za](http://www.jacana.co.za).

Lapha ibhalwe kabusha indaba ethi, *ULulu*, eyashicilelwa ngabakwa-Jacana Media kanti itholakala ezitolo zamabhuku kanye naku-inthanethi ekhelini elithi: [www.jacana.co.za](http://www.jacana.co.za). Le ndaba iyatholakala futhi ngesiNgisi, isiXhosa, isiBhunu, isiSotho, isiTswana, isiPedi, isiSwati, isiTsonga, isiVenda nesiNdebele. Abakwa-Jacana bashicilela amabhuku abafundi abasha ngazo zonke izilimi ezisemthethweni zaseNingizimu Afrika. Ukuthola ulwazi ngezihloko ze-Jacana ngena ku: [www.jacana.co.za](http://www.jacana.co.za).

© Jacana Media (South African rights only) Tel: 011 628 3200



Nal'ibali is a national reading-for-enjoyment campaign to spark children's potential through storytelling and reading. For more information, visit [www.nalibali.org](http://www.nalibali.org) or [www.nalibali.mobi](http://www.nalibali.mobi)



UNal'ibali umkhankaso wokufundela ukuzithokozisa kazwelonke wokokhela lokho okungenziwa izingane ngokuxoxa nokufunda izindaba. Ukuze uthole eminye imininingwane, vakashela ku-[www.nalibali.org](http://www.nalibali.org) noma ku-[www.nalibali.mobi](http://www.nalibali.mobi)



Drive your  
imagination



Lulu in stripy shorts and socks!  
ULulu edle isikhindi sakhe  
esimthende namasokisi!



Lulu's hat!  
Isigqoko  
sikalulu phe!a!



What next?  
Bese kulandela!-ke?



Smarty arty Lulu!



Lulu loves clothes.  
ULulu uthanda izingubo zokugqoka.

ULulu oyiciko  
lokugqoka!





The first thing he saw was tall and brown with a strong, wooden body. It had long, brown arms that reached up to the sky, and a big, twiggy head of leafy-green hair that swayed in the warm breeze. "Hello," said Neo, his eyes wide. "What are you?" "I am a tree. I can see all the way across the great, gold plains. Come up, and look with me." The tree reached out, and Neo climbed up.

Into yokugala ayibonayo kwaba yinto ephakeme enomzimba onamandla, yokhuni. Yayinezingalo ezinde, ezinsundu ezazifinyelela esibhakabhakeni, futhi inekhanda elikhulu, elingathi linezinwele eziyizinti eziluhlaza okwamagabunga ezazipheshulwa umoya oshisayo. "Sawbona," kusho uNeo, ehlahle amehlo. "Uyini?" "Ngiyisihlahla. Ngikwazi ukubona kulo lonke iqele elikhulu lamathafa asagolide. Gibela, uzobuka kanye nami." Kusho isihlahla seluleka, uNeo wase egibela.



At last, Neo peered through a window where an old gogo, with strong arms and twiggy hair like the branches of a big tree, closed a book and bent to kiss her little boy goodnight.

Ekugcineni, uNeo walunguza ngefasitela lapho okwakukhona ugogo omdala, onezingalo eziqinile kanye nezinwele ezibheke phezulu njengamagatsha esihlahla, owavala incwadi, wagoba ukuze aqabule umfanyana amfisele ubusuku obuhle.

Gogo smiled. "Don't you know? All stories are real, if you believe in them," she said. Then she pointed to the place on the page where a little boy, just about Neo's size, was walking across the veld.

As Gogo read, Neo closed his eyes and slipped away, over the hills ... across the great, brown earth ... off into the big, wide world.

UGogo wamamatheka. "Hawu, awazi yini? Zonke izindaba zingezangempela, uma ukholelwa kuzo," kusho yena. Wase ekhomba endaweni ekhasini lapho kunomfana ocishe alingane noNeo onqamula eqeleni.

Lapho uGogo efunda, uNeo wavala amehlo akhe wasuka la ekhona, weqa amagquma ... wanqamula umhlaba omuhle, onsundu ... esinge emhlabeni omkhulu, obanzi.







Neo remembered about the grey, pouring rain, and wondered if he should be out here. But in a story, you can do anything. There was no rain *here*. So, Neo set off across the veld.

UNeo wakhumbula imvula enayo, empunga, futhi wazibuza ukuthi ngabe kufanele yini ukuthi abe ngaphandle. Kodwa-ke endabeni, ungenza noma yini. Kwakungekho mvula *lapha*. Ngakho, uNeo wanqamula igale.



He heard the voices of the veld.  
“Come out! Come out!” sang  
a little bird.

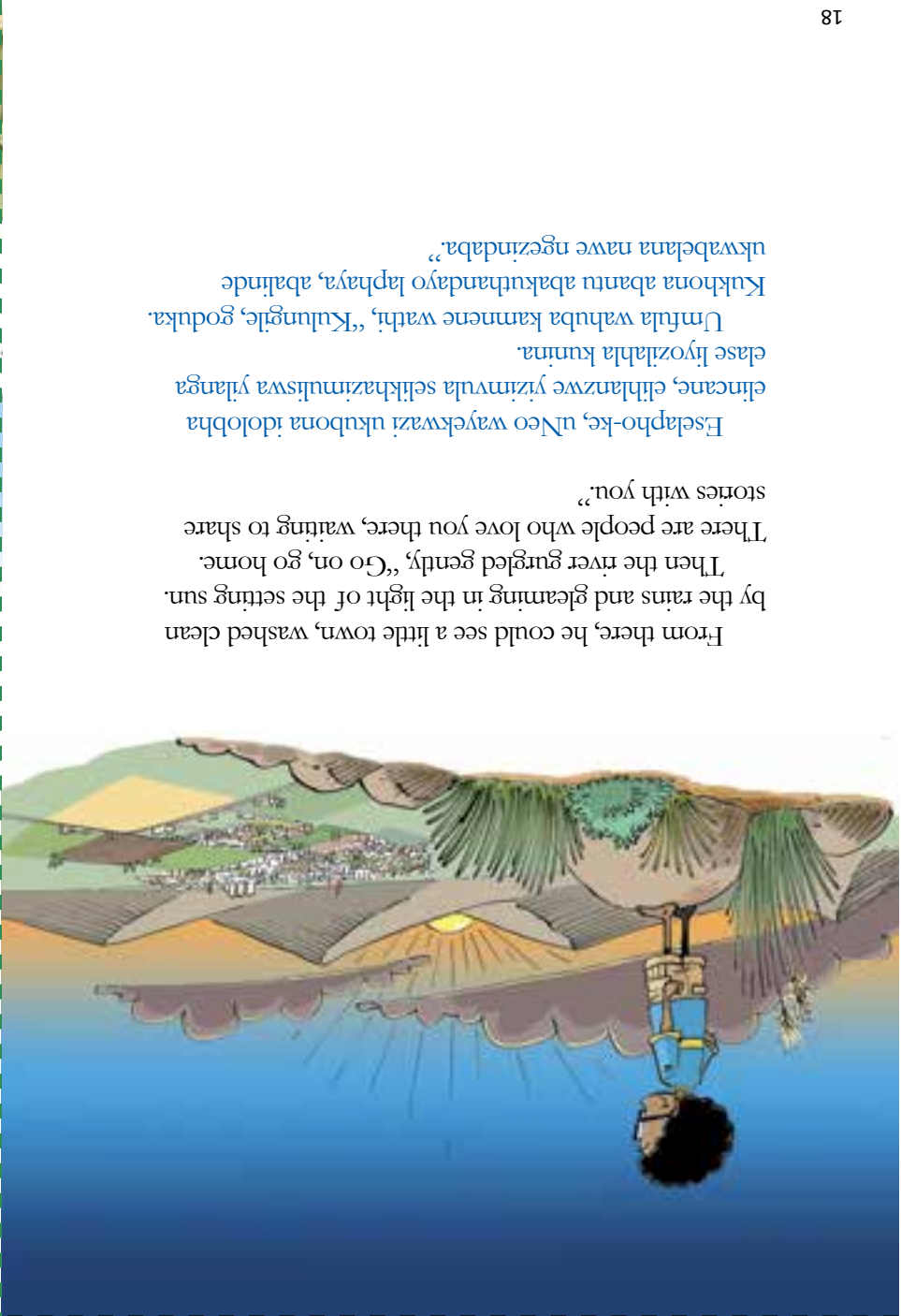
Wezwa amazwi aseqeleni.  
“Phuma! Phuma!” kucula  
inyoni encane.

“It’s a beautiful day!” chirped  
the cicadas.

“Lolu usuku oluhle!”  
kucula izihlonono.

“Come away, come and  
play,” whispered the wind in  
the long grass.

“Phuma, woza  
uzodlala,” kuhleba umoya  
otshanini obude.



From there, he could see a little town, washed clean  
by the rains and gleaming in the light of the setting sun.  
Then the river gurgled gently, “Go on, go home.  
There are people who love you there, waiting to share  
stories with you.”

Eselapho-ke, uNeo wayekwazi ukubona idolobha  
elinene, elihlanzwe yizimvula selikhazimuliswa yilanga  
elase lityozilahlala kumina.  
Umfula wabuba kamnene wathi, “Kulungile, goduka.  
Kukhona abantu abakuthandayo laphaya, abalinde  
ukwabelana nawe ngezindaba.”

Neo went down, through the town. He saw the busy  
streets that rushed through the town, just like rivers.  
He saw houses, warm in the evening light. Inside them,  
people were busy, just like tiny ants.

UNeo wehlela phansi, wanqamula idolobha. Wabona  
imigwaqo enobuyaluyalu eyayidabula edolobheni, ifana  
nemifula. Wabona izindlu, okwakusengathi zifudunyezwe  
ukukhanya kwasebusuku. Ngaphakathi kwazo abantu  
babematasatasa, njengezintuthwane ezincane.





# Story stars

## Connecting the rural to the city

Author, storyteller, publisher and rural arts activist, Shasha Seakamela, is one of the founders of an art and publishing movement called Rural in the Citi. This organisation works hard to promote the work and talent of different kinds of rural artists so that they have opportunities to show and sell their work in cities. We spoke to Shasha to find out more about this project and his thoughts on books and reading.

### Give us examples of some of the things that Rural in the Citi (RITC) does.

We do a lot of different things! These are only some of them. We publish and promote literature in indigenous languages, and offer children's reading and art workshops. We also run arts projects in schools and community centres in rural villages around South Africa. You can find out more about what we do on our website: [www.ruralintheciti.org](http://www.ruralintheciti.org).

### Why are stories important?

Stories and books help children learn about the world just by enjoying the story. Even as adults, we use stories to make sense of our world and to share that understanding with others. Telling stories helps us share experiences, understand each other, and create community.

### What kinds of stories does RITC publish?

We want to bring the ancient African myths back for children to enjoy.

### Why do we need books in all South African languages?

The lack of reading materials in indigenous languages means that children are not motivated to read. We also need to have books in all languages to embrace and accommodate everyone's culture.

### Who told you stories as a child?

My mother used to tell us stories in Sepedi. I learnt to read and write in Sepedi first. Even today, I write a lot in my home language before translating it into English.

### Where do you read and write?

I read anywhere, anytime – at home, on the bus, in the taxi, at work! I always carry a book with me. I am always either reading or writing! I sometimes write on my cellphone.

### When I read to children ...

... I make sure they understand what the story is about, and I explain where I need to. I let them ask questions. I also let them play – children learn through play.



Ruvan Boshoff



Ruvan Boshoff

Shasha with one of the bilingual books, *Chameleon makes a clever plan*, published by Rural in the Citi.

UShasha kanye nenye yezincwadi engezilimi ezimbili ethi, *Chameleon makes a clever plan* (Unwabu luqhamuka neqhinga elihlakaniphile), ishicilelwe yi-Rural in the Citi.



# Abavelele endabeni

## Ukuxhumanisa abasemakhaya nedolobha

Umbhali, umxoxi wendaba nomshicileli okhuthaza ezobuciko ezindaweni zasemakhaya, uShasha Seakamela, ungomunye wabasunguli bomkhankaso wezobuciko kanye nokushicilela obizwa nge-Rural in the Citi. Le nhlangano isebenza ngamandla ukugqugquzela umsebenzi namathalente amaciko anhlolobhlobo asemakhaya ukuze abe namathuba okukhangisa nokuthengisa umsebenzi wawo emadalobheni. Sixoxe noShasha ukuze sithole kabanzi ngale phrojekthi nakucabangayo ngezincwadi nokufunda okubhaliwe.

### Ake usinike izibonelo zokunye okwenziwa i-Rural in theCiti (RITC).

Senza izinto eziningi ezahlukene! Lezi ngezinye nje zazo. Sishicilela sibuye sazise ngokubhalwe ngezilimi zendabuko, futhi sihlizeka ngemibuthano yokucobelelana ngolwazi yezingane yokufunda kanye nezobuciko. Sihlaba futhi namaphrojekthi obuciko ezikoleni kanye nasezikhungweni zomphakathi ezisemizini yasemakhaya eNingizimu Afrika yonkana. Ungathola kabanzi ngalokho esikwenzayo kusizindalwazi sethu: [www.ruralintheciti.org](http://www.ruralintheciti.org).

### Zibaluleke ngani izindaba?

Izindaba nezincwadi zisiza izingane ukuthi zifunde ngomhlaba ngokuthokozela ukufunda indaba nje. Nathi esibadala futhi, sisebenzisa izindaba ukuze sithole ukuthi kwenzekani emhlabeni wethu nokuthi sabelane ngalokho kuqonda kwethu nabanye abantu. Ukuxoxa izindaba kususiza ukuthi sabelane ngalokho okwenzeke ezimpilweni zethu, siqondane kahle bese siba umphakathi.

### Nishicilela izindaba ezinjani e-RITC?

Sifuna ukubuyisa izindaba zasendulo eziyizinganeko ezizothokozelwa yizingane.

### Kungani sidinga izincwadi ezingazo zonke izilimi zaseNingizimu Afrika?

Ukungabikho kokungafundwa ngezilimi zendabuko kusho ukuthi izingane azikhuthazeki ukuthi zifunde. Siyadinga futhi ukuba nezincwadi ngazo zonke izilimi ukuze sazise futhi samukele amasiko awo wonke umuntu.

### Ubani owayekuxoxela izindaba useyingane?

UMama wayejwayele ukusixoxela izindaba ngesiPedi. Ngafunda ukufunda nokubhala ngesiPedi kuqala. Namanje, ngibhala kakhulu ngolimi lwami lwasekhaya ngaphambi kokuba ngihumushale lokhu esiNgisini.

### Ngabe ufundela ubuye ubhalele kuphi?

Ngifundela yonke indawo, noma yinini – ekhaya, ebhasini, etekisini, emsebenzini! Ngihlale ngiphethe incwadi. Njalo nje ngenza okukodwa phakathi kokufunda nokubhala. Ngesinye isikhathi ngibhala kumakhalekhukhwini wami.

### Uma ngifundela izingane ...

... ngiqinisekisa ukuthi ngiyaqonda ukuthi indaba ingani, futhi ngiyachaza lapho kunesidingo khona. Ngizivumela ukuthi zibuze imibuzo. Ngizivumela ukuthi zidlale futhi – izingane zifunda ngokudlala.

## NAL'IBALI ON RADIO!

Tune in to your favourite SABC radio station and enjoy listening to children's stories! To find out the days and times that Nal'ibali is on the radio, go to [www.nalibali.org/audio-downloads/](http://www.nalibali.org/audio-downloads/).




## USEMSAKAZWENI UNAL'IBALI!

Lalela isiteshi sakho somsakazo sakwa-SABC osithandayo bese uthokozela ukulalela izindaba zezingane! Ukuze uthole izinsuku kanye nezikhathi angena ngazo emsakazweni uNal'ibali, iya ku-[www.nalibali.org/audio-downloads/](http://www.nalibali.org/audio-downloads/).



# The farmer and his family

By Shasha Seakamela ✨ Illustrations by Johann Strauss



A long time ago in Limpopo, there lived a farmer and his family – his donkey, his pig, his dog, his cat and his rooster. They all lived happily together on the farm. Then one day the rain stopped and there was no more water. The vegetables could no longer be watered and there was not much left to drink.

The farmer called his donkey, pig, dog, cat and rooster. “We have to move to a place where there is water,” he said. So they all left. The farmer took a few of his things with him in a bag. Together they walked along the dusty road one behind the other. *Tramp-tramp! Clip-clop! Snuffle-snort! Woof-woof! Meow-meow! And cock-a-doodle-doo!*



On their way to a place where there was water, the farmer and his animals met a crow. The crow watched them all walking and laughed at the farmer.

“*Kwaaa! kwaaa!* Why are you walking when you have a donkey? If I were you, I would ride on the donkey,” the crow said as he flew off laughing, “*Kwaaaa! Kwaaaa!*”

The farmer thought about this for a while. Then he decided to climb on the donkey’s back. He rode on the donkey while the other animals walked behind them. *Clip-clop! Snuffle-snort! Woof-woof! Meow-meow! And cock-a-doodle-doo!*

Soon they met a meerkat.

“*Woahaha! Woahaha!* You have no shame,” said the meerkat to the farmer as she sat up straight to stare at them. “How can you ride on the donkey’s back alone? Look how tired your pig is? His nose is dripping sweat.” Before she disappeared inside her home she laughed again, “*Woahaha! Woahaha!*”

The farmer stopped and thought about what the meerkat had said. He looked down at his pig and decided to let the pig ride on the donkey with him.

“Jump up, Pig! Jump up on the donkey’s back,” said the farmer. So the pig jumped up and sat behind the farmer on the donkey’s back. And they carried on walking. *Clip-clop! Woof-woof! Meow-meow! And cock-a-doodle-doo!*

At last the farmer saw a river, but it was still far away.

“We will go there,” he said pointing. The animals all agreed and they carried on walking until they met a jackal.

“*Haauauaua! Haauauaua!*” howled the jackal. “You are a horrible farmer. How can you and your pig ride alone on the donkey? Look how tired your dog is. She is panting. And your cat’s feet are dragging. And look at your rooster’s feathers, they are all drooping,” said the jackal disappearing into the bush, still laughing, “*Haauauaua! Haauauaua!*”

The farmer felt bad and decided that now they would all have to ride on the donkey’s back. He moved up towards the donkey’s neck.

“Jump up, Dog! Jump on top of the pig,” said the farmer. So the dog jumped on the pig, that sat on the donkey’s back, behind the farmer.

“Jump up, Cat! Jump on top of the dog,” said the farmer. So the cat jumped on the dog, that sat on the pig, that sat on the donkey’s back, behind the farmer.

“Jump up, Rooster! Jump on top of the cat,” said the farmer. So the rooster jumped on the cat, that sat on the dog, that sat on the pig, that sat on the donkey’s back, behind the farmer.

Along the road they walked. *Clip-clop, clip ... clop, clip ... clop!* They were close to the river, but by now the donkey was very tired.



Suddenly, right in front of them stood a hare.

The hare looked at them and said, “*Greeeeee! Greeeeee!* You are a cruel farmer. What has your donkey done to deserve such a punishment? Where I come from, everyone is treated with kindness.” Then, “*Greeeeee! Greeeeee!*” said the hare before disappearing into the bush.

The farmer thought about what the hare had said. He felt very bad. The farmer wanted to say something to the hare about all the things that had been said to him on the way, but the hare had already disappeared.

After another few steps, the donkey stopped suddenly and went down on his knees. The rooster crowed and flew off. The cat meowed and jumped down. The dog barked and ran off. The pig oinked and rolled onto the ground.

The farmer got off his donkey and stood scratching his head. He looked at his tired donkey and then went to fetch him some water. The farmer remembered all the things that had been said to him as he and his animals were walking along. He thought and thought and then he decided that never, ever again would he just do what he was told. He would think about it more carefully first and see if it was the right thing to do. He would also tell his animals what had been said and together they would decide what to do.

The farmer called his donkey, pig, dog, cat and rooster and they all sat down in the shade of a big marula tree. While they were sitting there, the farmer asked his donkey for forgiveness.

From that day on, they all became the best of friends. And from that day on, the farmer always treated all his animals with kindness.

The farmer and his family is also available as a picture book from Rural in the Citi. Go to [www.ruralintheciti.org](http://www.ruralintheciti.org) for more information.







# Umlimi nomndeni wakhe

NguShasha Seakamela ★ Imidwebo nguJohann Strauss

Ikhona  
lendaba

Kudala eLimpopo, kwakukhona umlimi owayehlala nomndeni wakhe – imbongolo yakhe, ingulube yakhe,inja yakhe, ikati lakhe kanye neqhude lakhe. Babehlala bonke bethokozile epulazini. Ngelinye ilanga yanqamuka ukuna imvula, awaba bikho amanzi. Imifino yayingasakwazi ukuniselwa, kungasekho namanzi anele okuphuza asele.

Umlimi wabiza imbongolo, ingulube,inja, ikati neqhude lakhe. “Kumele sithuthe siye kwenye indawo lapho kunamanzi khona,” kusho yena. Ngakho bahamba bonke. Umlimi wathatha izinto zakhe ezimbalwa ngesikhwama. Babehamba ndawonye emgwaqweni wobhuqu belandelana. *Qhwa-qhwa! Ngqabashi-ngqabashi! Phaqa-phaqa! Hhu-hhu! Mnyawu-mnyawu! Kikilikigi!*



Endleleni yabo eya endaweni enamanzi, umlimi nezilwane zakhe bahlangana negwababa. Igwababa lababuka bonke behamba lase lihleka umlimi.

“*Kwaaa! Kwaaa!* Kungani uhamba ngezinyawo kodwa unembongolo? Ukuba bencinguwe, bengizogibela imbongolo,” kwasho igwababa lisuka lindiza lihleka. “*Kwaaaa! Kwaaaa!*”

Umlimi wacabanga ngalokhu isikhashana. Wase enquma ukugibela embongolweni. Wahamba ngembongolo yakhe ngenkathi ezinye izilwane zihamba emva kwakhe. *Ngqabashi-ngqabashi! Phaqa-phaqa! Hhu-hhu! Mnyawu-mnyawu! Kikilikigi!*

Kungekudala bahlangana nobubhibhi.

“*Wahaha! Wahaha!* Awunamahloni,” kusho ububhibhi kumlimi ngesikhathi buhleli bubheke phezulu bubagqolozele. “Ungagibela kanjani embongolweni wedwa? Bheka ukuthi ingulube yakho ikhathele kangakani! Ikhalo layo liconsa umjuluko.” Ngaphambi kokunyamalalela endlini yabo, baphinde bahleka, “*Wahaha! Wahaha!*”

Umlimi wama wase ecabanga ngalokho okushiwo ububhibhi. Wabhaka phansi wabhaka engulubeni yakhe wase enquma ukuthi ayigibelise nayo embongolweni.

“Gxuma ukhuphuke, Ngulube! Gxuma ugibele embongolweni,” kusho umlimi. Ngakho-ke ingulube yagxuma yahlala ngemva komlimi embongolweni. Base beqhubeka nokuhamba. *Ngqabashi-ngqabashi! Hhu-hhu! Mnyawu-mnyawu! Kikilikigi!*

Ekugcineni umlimi wabona umfula, kodwa wawusekude.

“Sizoya laphaya,” washo ekhomba. Zavumelana zonke izilwane zase ziqhubeka nohambo zaze zahlangana nempungushe.

“*Haauauaua! Haauauaua!*” kukhala impungushe. “Ungumlimi omubi. Kungani kunguwe kanye nengulube kuphela enigibele imbongolo? Awubheke ukuthiinja yakho ikhathele kangakanani! Iyahefuzela. Kanti ikati lakho selihudula izinyawo nje. Futhi awubheke izimpaphe zeqhude lakho, ziyethele phansi zonke,” kusho impungushe isithela esihlahleni isahleka, “*Haauauaua! Haauauaua!*”

Umlimi waphatheka kabi wase enquma ukuthi kumele bonke bagibele embongolweni. Wase esondela ngasentanyeni yembongolo.

“Gxuma ukhuphuke, wena Nja! Gibela phezu kwengulube,” kusho umlimi. Ngakhoinja yagxumela phezu kwengulube eyayihleli emhlane wembongolo, ngemva komlimi.

“Gxuma ukhuphuke, wena Kati! Gibela phezu kwenja,” kusho umlimi. Ngakho-ke ikati lagxumela phezu kwenja eyayihleli phezu kwengulube eyayihleli emhlane wembongolo, ngemva komlimi.

“Gxuma ukhuphuke, wena Qhude! Gibela phezu kwekati,” kusho umlimi. Ngakho-ke iqhude lagxumela phezu kwekati, elalihleli phezu kwenja, eyayihleli phezu kwengulube, eyayihleli phezu kwembongolo, ngemva komlimi.

Baqhubeka nohambo lwabo. *Ngqabashi-ngqabashi, ngqabashi ... ngqabashi, ngqabashi ... ngqabashi!* Base beseduze nomfula, kodwa manje imbongolo yayisikhathele kakhulu.



Masinyane, phambi kwabo kwase kumi unogwaja.

Unogwaja wababuka wase uthi, “*Greeeeee! Greeeeee!* Ungumlimi omubi. Yenzeni imbongolo yakho ukuba ingaze ijeziswe ngalolu hlobo? Lapho ngivela khona, wonke umuntu uphathwa kahle.” Wase uthi, “*Greeeeee! Greeeeee!*” kusho wona unyamalalela esihlahleni. .

Umlimi wama wase ecabanga ngalokho okushiwo unogwaja. Waphatheka kabi kakhulu. Umlimi wayefuna ukusho okuthile kunogwaja mayelana nazo zonke izinto ezase zishiwo kuye endleleni, kodwa-ke unogwaja wawusunyamalele.

Ngemva kwezinyathelo ezimbalwa, imbongolo yathi khimilili, yase iguqa ngamadolo. Iqhude lakhala lase lindiza lisuka lapho. Ikati lakhala lagxumela phansi. Inja yakhonkotha yase ibaleka. Kwakhala ingulube yazizingqa phansi.

Umlimi wehla embongolweni yakhe wase ema enwaya ikhanda. Wabuka imbongolo yakhe ekhathele wase eyoyilandela amanzi. Umlimi wakhumbula zonke izinto ezazishiwo kuye ngesikhathi yena kanye nezilwane zakhe behamba. Wacabanga wacabanga wase enquma ukuthi ngeke aphinde, nanini avele enze noma yini nje ayitshelwayo. Useyokucabanga ngokucophelela kuqala ukuze abone ukuthi ngabe kuyinto okufanele ukuthi ayenze. Futhi uzozitshela nezilwane zakhe lokho okushiwoyo bese benquma bonke ukuthi kumele benzeni.

Umlimi wabiza imbongolo, ingulube,inja, ikati kanye neqhude lakhe base behlala bonke ngaphansi kwesihlahla esikhulu samaganu. Ngenkathi behleli lapho, umlimi wacela uxolo embongolweni yakhe.

Kusukela ngalolo suku, bonke baba abangani abakhulu. Futhi kusukela ngalolo suku, umlimi waziphatha kahle izilwane zakhe.

Umlimi nomndeni wakhe uyatholakala njengencwadi enezithombe kwa-Rural in the Citi. Yana ku-[www.ruralintheciti.org](http://www.ruralintheciti.org) ukuze uthole olunye ulwazi.



Drive your  
imagination





# Nal'ibali fun

## Okokuzithokozisa kwakwaNal'ibali

### ★ Make a badge!

1. Cut along the red dotted line to cut out the badge.
2. Colour in the picture.
3. Cut a circle the same size as the badge from some thin cardboard, for example, a cereal box.
4. Use glue to paste the badge onto the cardboard.
5. Use sticky tape or masking tape to attach a safety pin to the back of the badge. Or make a hole at the top and thread some wool or string through it so that you can hang it around your neck.
6. Enjoy wearing your badge as you read and listen to stories on World Read Aloud Day.

### ★ Yenza ibheji!

1. Sika ulandele amachashazi abomvu ukuze usike ukhiphe ibheji.
2. Hlobisa isithombe ngombala.
3. Sika indingilizi ewubukhulu obufanayo nebheji ekhalibhothini eliwugqinsi, isibonelo, ibhokisi lamasiriyeli.
4. Sebenzisa iglu ukuze unamathisele ibheji ekhalibhothini.
5. Sebenzisa itheyiphu yokunamathisele noma eyokumboza ukuze unamathisele isipeletu ngemuva kwebheji. Noma uvule imbobo phezulu bese ushutheka umucu wewuli noma wentambo ukuze ukwazi ukuligaxa entanyeni yakho.
6. Thokozela ukugqoka ibheji lakho ngesikhathi ufunda futhi ulalele nezindaba ngoSuku Lomhlaba Wonke Lokufunda Kakhulu.



### ★ Make a banner!

Make a bilingual World Read Aloud Day banner (or poster) to display at your home, school, library or reading club. Cut out the words and pictures below that you would like to use on your banner, and glue them to a long sheet of blank paper. Then add your own writing and drawings, and/or cut out pictures and words from magazines and newspapers to complete your banner.

### ★ Yenza ibhanela!

Yenza ibhanela (*banner*) (noma iphosta) yoSuku Lomhlaba Wonke Lokufunda Kakhulu ozoyiphanyeka ekhaya, esikoleni emtatsheni wakho wezincwadi noma ethimbeni lakho lokufunda. Sika ukhiphe amagama kanye nezithombe ongathanda ukukusebenzisa kubhanela, bese ukunamathisele ngeglo ephepheni elide elingabhalwanga lutho. Bese wengeza ngalokho okubhalile kanye nokudwebile, kanye/noma izithombe ezisikwe zakhishwa kanye namagama avela kumaphephabhuku kanye namaphephandaba ukuze uqedele ibhanela yakho.



**I LOVE READING!**  
**NGIYAKUTHANDA**  
**UKUFUNDA!**



**exciting**

**kunika isasasa**

**enjoyable**

**kuyathokozeleka**

**FUN**  
**KUYATHOKOZISA**




**relaxing**  
**kwenza**  
**ukhululeke**

**inspiring**  
**kunika**  
**intshisekele**

**READING TAKES YOU PLACES!**  
**UKUFUNDA KUKUBEKA KWENYE INDAWO!**

**I am a reader!**  
**Ngingumfundi!**

**interesting**  
**kuhlaba**  
**umxhwele**



Supplement produced by the Project for the Study of Alternative Education in South Africa (PRAESA) and Times Media Education. Translated by Busisiwe Pakade. Nal'ibali character illustrations by Rico.

Daily Dispatch

The Herald

Sunday Times

SundayWorld



Drive your  
imagination